PY 2012

TRAVIS COUNTY CDBG ANNUAL ACTION PLAN

10.1.2012 TO 9.30.2013

APPROVED BY TRAVIS COUNTY COMMISSIONERS COURT AUGUST 7, 2012

TRAVIS COUNTY, TX ACTION PLAN

Prepared by:
Travis County Health and Human Services & Veterans Service
CDBG Office

County Executive
Sherri E. Fleming

CDBG Staff
Christy Copeland Moffett
Martha Brown
Morgan Chee

Contributing Writers

HHS/VS Research & Planning Division
Blanca Tapia Leahy, Division Director
Lawrence Lyman
Courtney Bissonnet Lucas
Rachel Coff
Koren Darling
Anna Lisa Fahrenthold
Sandra Valenzuela
Elizabeth Vela

Questions or Comments?

For questions or for more information, please contact the CDBG Office at cdbg@co.travis.tx.us.

TRAVIS COUNTY, TX
COMMISSIONERS COURT

Samuel T. Biscoe
Travis County Judge

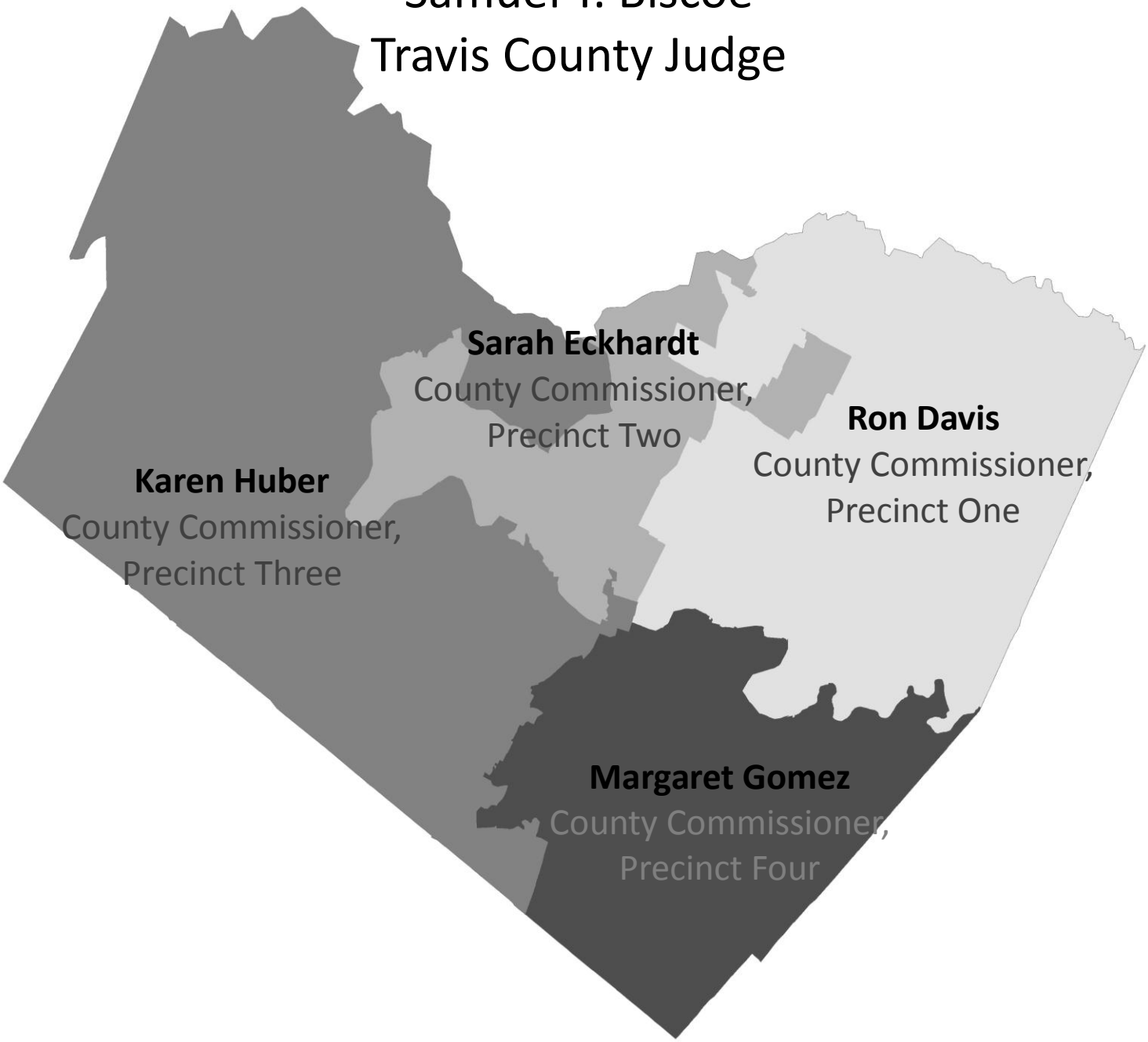

TABLE OF CONTENTS

STANDARD FORM 424 1
ACRONYMS 4

INTRODUCTION 5
EXECUTIVE SUMMARY 7

SECTION I: GENERAL QUESTIONS 11
ACTIVITIES TO BE UNDERTAKEN 11
ALTERNATE PROJECTS 25
CDBG CARRY OVER CHART 26
PERFORMANCE MEASUREMENTS 27
GEOGRAPHIC DISTRIBUTION OF PROJECTS 29
PUBLIC PARTICIPATION PROCESS 37
SUMMARY OF PARTICIPATION PROCESS 37
PUBLIC COMMENT PERIOD 40
PROJECT SELECTION PROCESS 42
MANAGING THE PROCESS AND INSTITUTIONAL STRUCTURE 43

SECTION II: HOUSING AND HOMELESS SERVICES 47
OVERVIEW OF HOUSING CONDITIONS 47
CDBG HOUSING INVESTMENTS 53
OVERVIEW OF HOUSING SERVICES SUPPORTED BY TRAVIS COUNTY 56
BARRIERS TO AFFORDABLE HOUSING 58
IMPEDIMENTS TO FAIR HOUSING CHOICE 60
OVERVIEW OF HOMELESS CONDITIONS 63
HOME/AMERICAN DREAM DOWN PAYMENT INITIATIVE 67
EMERGENCY SHELTER GRANT (ESG) 67

SECTION III: NON-HOUSING COMMUNITY DEVELOPMENT AND OTHER ACTIONS 68
OVERVIEW OF NON-HOUSING COMMUNITY DEVELOPMENT NEEDS 68
OVERVIEW OF NON-HOUSING COMMUNITY DEVELOPMENT ACTIVIES SUPPORTED BY TRAVIS COUNTY 69
NON-HOUSING COMMUNITY DEVELOPMENT INVESTMENTS 70
ANTI-POVERTY STRATEGY 72
POPULATIONS WITH SPECIALIZED NEEDS 75
LEAD-BASED PAINT 76
SPECIFIC HOPWA OBJECTIVES 77

APPENDICES *78*
APPENDIX A: ALTERNATE PROJECTS *78*
APPENDIX B: PUBLIC PARTICIPATION AND COMMUNITY NEEDS IDENTIFIED FOR PY12 ..... *85*
APPENDIX C: LAKE OAK ESTATES PRIMARY SURVEY RESULTS *126*
APPENDIX D: CERTIFICATIONS *128*

ACTION PLAN

STANDARD FORM 424

Date Submitted 08/09/12	Applicant Identifier	**Type of Submission**	
Date Received by state n/a	State Identifier	**Application**	**Pre-application**
Date Received by HUD **08/09/12**	Federal Identifier **746000192**	☒ Construction	☐ Construction
		☐ Non Construction	☐ Non Construction
Applicant Information			
Name:	**Travis County**	**UOG Code:**	**TX489453**
Address:	**P.O. Box 1748**	**DUNS Number:**	**030908842**
		Travis County Commissioners Court	
City: **Austin**	**State: Texas**	**Health and Human Services**	
Zip Code: **78767**		**Executive Manager's Office**	
Employer Identification Number (EIN):		**County: Travis**	
74-6000192		**Grant Start Date: 10/01/12**	
Applicant Type:		**Specify Other Type if necessary:**	
Local Government: County			
Program Funding		**U.S. Department of Housing and Urban Development**	
Catalogue of Federal Domestic Assistance Numbers; Descriptive Title of Applicant Project(s); Areas Affected by Project(s) (cities, Counties, localities etc.); Estimated Funding			
Community Development Block Grant		14.218 Entitlement Grant	
CDBG Project Titles **: Lake Oak Estates Street Improvements, Home Repair, Public Services Social Work Expansion, Public Services Fair Housing Counseling, and Grant Administration & Planning.**		Description of Areas Affected by CDBG Project(s) **Unincorporated areas of Travis County and the Village of Webberville**	
$CDBG Grant Amount $ 896,341	$Additional HUD Grant(s) Leveraged	Describe	
$Additional Federal Funds Leveraged		$Additional State Funds Leveraged 0	
$Locally Leveraged Funds		$Grantee Funds Leveraged	
$Anticipated Program Income 0		Other (Describe)	

Total Funds Leveraged for CDBG-based Project(s)		
Home Investment Partnerships Program	14.239 HOME	
HOME Project Titles N/A	Description of Areas Affected by HOME Project(s)	
$HOME Grant Amount	$Additional HUD Grant(s) Leveraged	Describe
$Additional Federal Funds Leveraged	$Additional State Funds Leveraged	
$Locally Leveraged Funds	$Grantee Funds Leveraged	
$Anticipated Program Income	Other (Describe)	
Housing Opportunities for People with AIDS	14.241 HOPWA	
HOPWA Project Titles N/A	Description of Areas Affected by HOPWA Project(s)	
$HOPWA Grant Amount	$Additional HUD Grant(s) Leveraged	Describe
$Additional Federal Funds Leveraged	$Additional State Funds Leveraged	
$Locally Leveraged Funds	$Grantee Funds Leveraged	
$Anticipated Program Income	Other (Describe)	
Total Funds Leveraged for HOPWA-based Project(s)		
Emergency Shelter Grants Program	14.231 ESG	
ESG Project Titles N/A	Description of Areas Affected by ESG Project(s)	
$ESG Grant Amount	$Additional HUD Grant(s) Leveraged	Describe
$Additional Federal Funds Leveraged	$Additional State Funds Leveraged	
$Locally Leveraged Funds	$Grantee Funds Leveraged	
$Anticipated Program Income	Other (Describe)	
Total Funds Leveraged for ESG-based Project(s)		

Congressional Districts of:		Is application subject to review by state Executive Order 12372 Process?	
Applicant Districts **10, 21 and 25**	Project Districts **10, 21 and 25**		
Is the applicant delinquent on any federal debt? If "Yes" please include an additional document explaining the situation.		☐ Yes	This application was made available to the state EO 12372 process for review on
		☒ No	Program is not covered by EO 12372
☐ Yes	☒ No	☐ N/A	Program has not been selected by the state for review
Person to be contacted regarding this application			

First Name: Samuel	**Middle Initial: T**	**Last Name: Biscoe**
Title: County Judge	**Phone: 512/854-9555**	**Fax: 512/854-9535**
Email: **Sam.Biscoe@co.travis.tx.us**	**Website:** **www.traviscountytx.gov/cdbg**	**Other Contacts:** **Sherri E. Fleming and Christy Moffett** **P: 512/854-4100** **F: 512/854-4115**
Signature of Authorized Representative Samuel T. Biscoe		Date Signed 08/07/12

ACRONYMS

Throughout this report, the reader will note the following acronyms:

ADA	**Americans with Disabilities Act**
AI	**Analysis of Impediments to Fair Housing Choice**
AP	**Action Plan**
CAPER	**Consolidated Annual Performance Evaluation Report**
CDBG	**Community Development Block Grant**
CFR	**Code of Federal Regulation**
Con-Plan	**Consolidated Plan (governs CDBG Programs)**
CPD	**Community Planning and Development (part of HUD)**
CPP	**Citizen Participation Plan**
EA	**Environmental Assessment**
ESG	**Emergency Shelter Grant**
FHA	**Federal Housing Administration (part of HUD)**
FSS	**Family Support Services (a Travis County Social Service Program)**
HACT	**Housing Authority of Travis County**
HHS/VS	**Travis County Department of Health & Human Service and Veteran Services**
HOME	**HOME Investment Partnership Program (HUD's Program)**
HOPWA	**Housing Opportunities for Persons with AIDS (HUD's Program)**
the	**Accounting Software used by Travis County**
HUD	**United States Department of Housing and Urban Development**
IDIS	**Integrated Disbursement Information System (HUD's Financial Management System)**
LMI	**Low- and Moderate-Income (80% or below median household income)**
MFI	**Median Family Income**
OMB	**Office of Management and Budget**
PY	**Program Year**
PY10	**Program Year 2010**
RFP	**Request for Proposals**
RFQ	**Request for Qualifications**
TC	**Travis County**
TCHFC	**Travis County Housing Finance Corporation**
TxDOT	**Texas Department of Transportation**
TNR	**Travis County Department of Transportation and Natural Resources**
URA	**Uniform Relocation Act**

INTRODUCTION

The Community Development Block Grant (CDBG) initiative is a federal grant program administered by the U.S. Department of Housing and Urban Development (HUD). It provides annual grants to cities and counties to carry out community development activities aimed at revitalizing neighborhoods, improving affordable housing options, and providing improved community facilities and services.

Based on its population, in 2006, Travis County qualified as an urban county, a federal designation which afforded the County the opportunity to apply for CDBG funds. That year, Travis County applied and received CDBG funds for the first time and has continued to receive funding for the past six years. The County's annual allocation is based on a HUD-designed formula that takes into account the county's population size, poverty rate, housing overcrowding, and age of housing.

Usage of CDBG funds must meet a number of parameters set nationally by HUD and locally by the County. Federal regulation requires that a minimum of 70% of the CDBG funds focus on projects for low- to moderate- income residents. Additionally, Travis County's allocation specifically targets residents living in the unincorporated areas of the county and beginning in PY12, the Village of Webberville. To be eligible, the activities must meet one of the following HUD's national objectives:

- Benefit low- and moderate-income persons;
- Aid in the prevention or elimination of slums and blight; or
- Address other community development needs that present a serious and immediate threat to the health and welfare of the community.

The administration of the CDBG program follows a cycle that includes the drafting of a Consolidated Plan, an Action Plan, and an annual evaluation. The Consolidated Plan (Con-Plan) identifies the County's community and housing needs and outlines the strategies to address those needs over a three year period. The Annual Action Plan (AP) defines the specific activities to be undertaken during each program year (PY) to address the priorities established in the Con-Plan. An evaluation is conducted annually to assess yearly accomplishments. The evaluation is called the Consolidated Annual Performance Report (CAPER).

Figure 1: CDBG Cycle

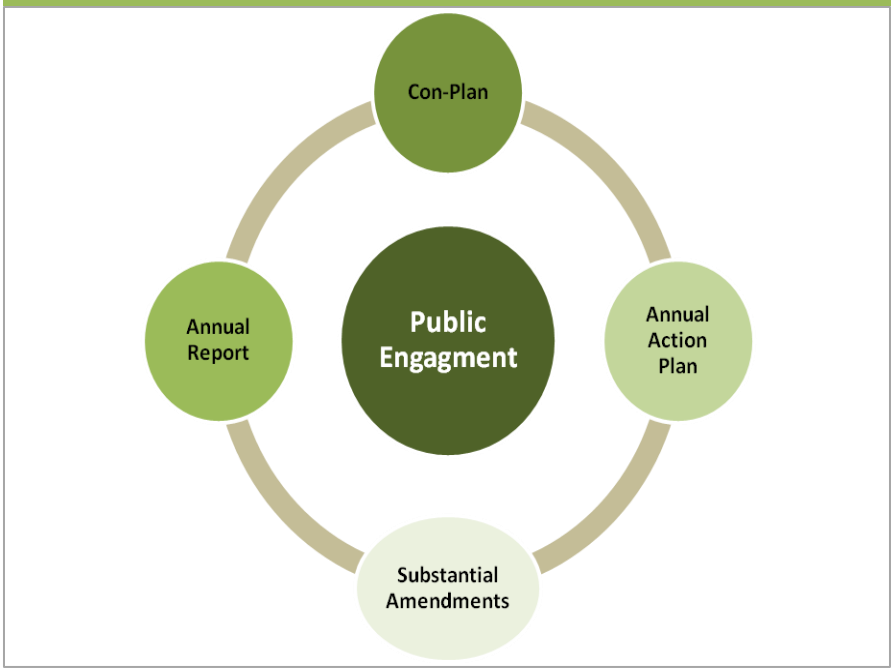

The figure above is a simplified visual representation of the CDBG planning cycle. As shown, citizens have a central role in setting the priorities to be addressed and defining projects to tackle identified needs.

The Travis County Health and Human Services & Veterans Service Department (HHS/VS) serves as the lead agency designated by the County to administer the CDBG grant and the single point of contact with HUD.

EXECUTIVE SUMMARY

The Travis County Program Year 2012 (PY12) Action Plan lists the projects and activities the County will undertake beginning October 1, 2012 to meet the goals and objectives outlined in the PY 2011-2013 Consolidated Plan. The Action Plan details how the County will use the CDBG funds and describes other available resources to address the County's housing and non-housing community development needs.

Public Input

The Action Plan highlights different opportunities the public had to provide input on the usage of the CDBG funds for PY12, different mechanisms used to outreach to the public as well as the results from the information gathered. The PY12 Action Plan marks the second year of the Travis County CDBG Program's second Consolidated Plan.

During the months of February and March, the County held public hearings and solicited proposals for CDBG projects. Notice of the public hearings was provided in newspapers of general circulation, through postal and electronic mailings, and postings on the County's website, Facebook, Twitter and at the seven Travis County Community Centers. Due to a lack of newspaper coverage in the Del Valle and Manor areas, special outreach efforts were made to Del Valle ISD and Manor ISD, which included the announcement of the hearings on their website and distribution of the flyers to schools. The announcements and all the participation materials were available in English and Spanish.

Two public hearings at Travis County Commissioners Court were held on June 26 and July 10, 2012 and a 30-day public comment period occurred from June 18, 2012 to July 17, 2012 to solicit final comment on the proposed uses of CDBG funds.

Proposed Activities for Program Year 2012

Travis County was awarded $896,341 in grant funds for PY12. These funds will be used for the following activities:

1. **Street Improvements: Lake Oak Estates:** $326,598
   The project will improve several sections of substandard roads in the neighborhood. The improvements impact 126 people, of which, 85.7% are considered low to moderate income based on the primary survey. The first phase of the project was funded with PY11 funds, and included: design and related servicese. The second phase of the project, funded with PY12 grant funds, will fund construction of improvements for about half the roadways in the subdivision and includes funding for a TNR Senior Engineer who acts as a project manager.

Construction will be completed in the third phase of the project.

2. **Home Rehabilitation:** $256,024
   This project will fund minor home repair services for low and moderate income homeowners in the CDBG service area to move homes towards Housing Quality Standards. The program seeks to improve the energy efficiency, physical living conditions, and safety in owner-occupied homes. A 0% interest, forgivable 5-year loan up to $24,999 with no required annual or monthly payments is available. The impact will be 10 homes.

3. **Public Services, Social Work Services Expansion:** $106,000
   This project entails the expansion of an internal HHS/VS program through the Family Support Services Division to extend social work services within the unincorporated areas. A total of the equivalent of 1.5 FTEs and related operating expenses are targeted for this project which will be administered by the Travis County HHS/VS, Family Support Services Division. The Impact will be assistance to 400 individuals.

4. **Public Services, Fair Housing Counseling:** $28,451
   This program will expand existing fair housing services in the CDBG service area, and proposes to serve approximately 35 people of which 51% must be at or below 80% MFI. Fair housing services include: fair housing counseling, fair housing complaint processing and testing in support of an individual complainant. Additionally, part of the funds will be used for allowable program delivery costs such as marketing materials and office supplies. Furthermore, $15,000 from the Administration & Planning budget (below) will pay for training of up to 250 people plus advertisements targeting the service area.

5. **Administration & Planning:** $179,268
   The funds allocated for administration will pay for the operating expenses associated with the grant including offices supplies, training, contracted services, interpreting, and other business related expenses. Additionally, the funds will pay for a portion of the salary for two CDBG Planners and the TNR Senior Engineer who acts as a project manager for CDBG-funded street and water supply improvement projects.

The following figure summarizes the proposed projects and allocations for program year 2012, and the categories under which each project falls.

Figure 2: Detailed Project Recommendations for PY12	
Community Development (must be at least 65 % of Total Allocation)	
1. Street Improvements: Lake Oak Estates The project will improve several substandard roads in the neighborhood. The first phase of the project, funded with PY11 funds, included design, environmental and related services. For PY 12, the second phase of the project, construction of improvements for about half the roadways in the subdivision: Cavalier Canyon, Bowling Lane and related cross streets and any related acquisition of easements needed to complete the entire project will be funded. Since the design phase is underway, it is possible that the phasing may change to include different streets in Phase 2 and 3, but by the end of the project in PY13, all streets will be completed. The project includes funds for a TNR Senior Engineer to act as a project manager. The improvements impact 126 people, of which, 86% are considered low to moderate income based on the primary survey.	$326,598
2. Owner Occupied: Home Rehabilitation This project will fund minor home repair services to move homes towards Housing Quality Standards to low and moderate income homeowners in the CDBG service area. The program seeks to improve the energy efficiency, physical living conditions, and safety in owner-occupied homes. A 0% interest, forgivable 5-year loan up to $24,999 with no required annual or monthly payments is available. The impact will be 10 homes owned by households at or below 80% MFI.	$256,024
Housing and Community Development total (65 %):	$582,622
Public Services (capped at 15 % of Total Allocation)	
3. Social Work Expansion: This project funds the equivalent of 1.5 FTE social work positions and related operating expenses to expand services to clients in the CDBG service area. Social Work services include case management, information and referral, non-clinical counseling, crisis intervention and outreach. This project will be administered by the Travis County HHS/VS, Family Support Services Division. The impact will be assistance to 400 individuals living at or below 80% MFI.	$106,000
4. Fair Housing Counseling This program will expand existing fair housing services in the CDBG service area, and proposes to serve approximately 35 people of which 51% must be at or below 80% MFI. Fair housing services include: fair housing counseling, fair housing complaint processing and testing in support of an individual complainant. Additionally, part of the funds will be used for allowable program delivery costs such as marketing materials and office supplies. Furthermore, $15,000 from the Administration & Planning budget (below) will pay for training of up to 250 people plus advertisements targeting the service area.	$28,451
Public Service total (15 %):	**$**134,451
Administration and Planning (capped at 20 % of Total Allocation)	
5. Administration & Planning The funds allocated for administration will pay for the operating expenses associated with the grant including office supplies, training, contracted services, interpreting, fair housing activities, membership, Action Plan, annual report, reporting and other business related expenses. Additionally, the funds will pay for a portion of the salaries for the CDBG Planners and the TNR Senior Engineer. These positions are responsible for project development, action plan and annual report development, monitoring, and reporting among others.	$179,268
Administration and Planning Total (20%):	$179,268
Total award by HUD:	**$896,341**

Past Performance

The 2011 program year marked the seventh year Travis County has received CDBG funds. Funds from program years 2006-2011 are being spent concurrently. As the projects are implemented, internal monitoring is taking place to assure grant compliance and project effectiveness.

HUD monitored Travis County's CDBG program in April 2010 with no findings and one concern related to timely spending of funds.

Timely Spending of Funds

As part of the mandate from Congress to administer the CDBG program, HUD determines annually whether each CDBG entitlement is carrying out its activities "in a timely manner." HUD conducts an analysis of each entitlement's timeliness of spending 10 months into each grant year. For Travis County, the timeliness test started in August 2008, and will continue to occur every August. The threshold for compliance with timeliness is having no more than 1.5 times the current year's allocation unspent. Travis County's met its timeliness ratio in August 2011 with a ratio of 1.44 for its August 2011 timeliness test. The County does not predict meeting a ratio of 1.5 in 2012 due to projects being implemented more slowly than anticipated. All projects are anticipated to be started prior to the end of the program year which will ensure timely spending of funds next year.

Alternate Project List for Program Year 2012

In the event that the projects identified for this program year are delayed, canceled, or performed at a lower cost than the budgeted amount, the Travis County CDBG program plans to pursue one or more of the projects listed in the Alternate Project List (See Appendix A). Planning for such circumstances allows the CDBG program to direct the funds toward pre-identified alternate projects in a timely manner. This also saves resources that would otherwise be used to add or delete projects through the customary Substantial Amendment process described in the Citizen Participation Plan. The County amended its Citizen Participation Plan in July 2010 to include the parameters of the use and adequate review of Alternate Projects.

SECTION I: GENERAL QUESTIONS

ACTIVITIES TO BE UNDERTAKEN

Project # 1: Lake Oak Estates Substandard Road Improvement - $326,598

Project Description:

The Lake Oak Estates Neighborhood completed a primary survey in March 2011 and was identified as a low to moderate income area. The roads in the unincorporated areas of Lake Oak Estates do not meet Travis County standards; therefore, the substandard roads are not accepted into the Travis County road maintenance program.

The street improvement scope of work may include, but is not limited to: 1) design services; 2) land surveying services; 3) geo-technical services; 4) drainage design services; 4) utility location and relocation coordination services; 5) environmental review and related regulatory permits; 6) acquisition of right of way and easements; and 6) construction.

The project will be broken up into three phases and include the improvement to sections of Cavalier Canyon Drive, Bowling Lane, Covenant Canyon Trail, Holly Lane and related cross streets. The improvements impact 126 people, of which, 85.7% are considered low to moderate income based on the primary survey. The first phase, funded with PY 11 grant funds, included: 1) design services; 2) land surveying services; 3) geo-technical services; 4) drainage design services; 4) utility location and relocation coordination services; 5) environmental review and related regulatory permits.; and 6) project management time.

For PY12, the second phase of the project, will fund construction of improvements for about half the roadways in the subdivision: Cavalier Canyon, Bowling Lane and related cross streets (see Map of Lake Oak Phases below), and any related acquisition of easements needed to complete the entire project. Since the design phase is underway, it is possible that the phasing may change to include different streets in Phase 2 and 3, but by the end of the project in PY13, all streets will be completed. The project includes funds for a TNR Senior Engineer to act as a project manager. Construction will be completed in the third phase of the project.

Figure 3: Lake Oak Estates Project Location

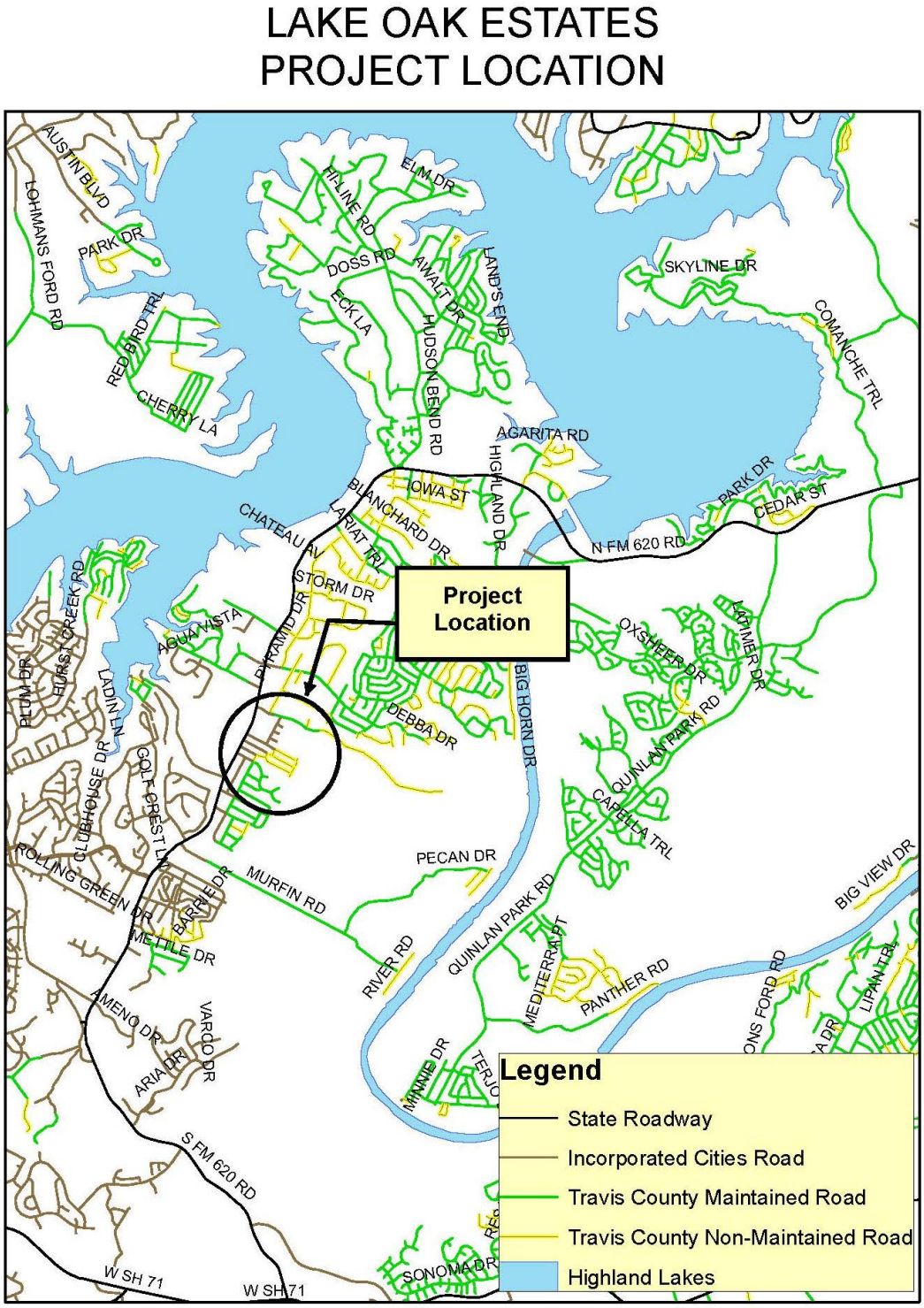

Figure 4: Project 1 - General Project Information

CDBG Funding:	$326,598
Leverage Funding:	Not Applicable
Program Delivery:	Travis County Transportation and Natural Resource Department
Program Oversight:	Travis County Health and Human Service and Veteran Services
Expected Start/ Completion Date:	Phase 1: January 2012 -October 2012, Design Phase completed Phase 2: January 2013-August 2013, Construction begins Phase 3: PY13, Construction completed
Location:	Lake Oak Estates, Precinct 3

Figure 5: Project 1 - Priority and Performance Measurement Information (HUD – prescribed)

Priority Need Category:	Infrastructure	**Project:**	Street Improvements
Eligible Activity:	Street Improvements	**Outcome Category**	Sustainability
Objective Category	Suitable Living Environment	**Specific Objective**	Improve quality of public improvements for lower income persons
Citation	570.201 (c)	**Accomplishment**	126 individuals
Eligibility	LMA –Survey	**Matrix Code**	03 K Street Improvements
Priority in the 2011-2013 Strategic Plan#	High	**Travis County HTE #:**	HCUG01

Figure 6: Lake Oak Estates Phases

Figure 7: Lake Oak Estates Road Current Conditions

Project # 2: Home Rehabilitation - $256,024

Project Description:

This project will fund minor home repair services for low and moderate income homeowners in the unincorporated areas of Travis County and the Village of Webberville, to move homes towards Housing Quality Standards. The program seeks to improve the energy efficiency, physical living conditions, and safety in owner-occupied homes. A 0% interest, forgivable 5-year loan up to $24,999 with no required annual or monthly payments is available. The loan is forgiven at a pro-rata rate of 20% for each year of home ownership. Examples of potential improvements include, but are not limited to: connections of houses to long-term viable sources of water (not part of a stand-alone infrastructure project), complementing weatherization services of other funding sources, septic tank repairs, and electrical and plumbing repairs. In the event that program income is created, it will be reinvested into the Home Rehabilitation project.

These funds are targeted toward homeowners at or below 80% MFI in the CDBG service area. This project will be administered by a non-profit, designated as a sub-recipient, identified through a formal application. Additionally, some of the allocation will partially fund a CDBG Planner position to complete environmental paperwork, final inspections and sign off and any other needed project delivery related costs.

Figure 8: Project 2 - General Project Information	
CDBG Funding:	$256,024
Leverage Funding:	To be determined
Program Delivery:	Designated sub-recipient or Travis County Health and Human Service and Veterans Service
Program Oversight:	Travis County Health and Human Service and Veteran Services
Estimated Start/ Completion Date:	October 1, 2012-September 30, 2013
Location:	Homes in the unincorporated areas of Travis County and the Village of Webberville

Figure 9: Project 2 - Priority and Performance Measurement Information (HUD – prescribed)

Priority Need Category:	Owner Occupied Housing	**Project:**	Rehabilitation of existing units
Eligible Activity:	Rehabilitation	**Outcome Category**	Availability/ Accessibility
Objective Category	Suitable Living Environment	**Specific Objective**	Improve the quality of owner housing
Citation	570.202	**Accomplishment**	10 Houses
Eligibility	LMH	**Matrix Code**	14A, Rehabilitation, Single Unit Residential
Priority in the 2011-2013 Strategic Plan#	High	**Travis County HTE #:**	HCIG02

Project # 3: Family Support Services (FSS) Social Work Services Expansion Project - $106,000

Project Description:

This program is an internal Travis County Health and Human Services & Veterans Service expansion of existing services. In PY11, the program was redesigned to expand social work services by increasing the program to one and a half social workers. This resulted in additional capacity to provide case management, information and referral, non-clinical counseling, crisis intervention and outreach in all four precincts of the unincorporated areas. The project is targeted to individuals who are at 80% MFI or below. The project will fund the equivalent of 1.5 FTE social workers who work at a Travis County HHS&VS facility, however, to reduce transportation barriers; the social worker provides the majority of service provision through home visits. Additionally, part of the funds will be used for operating expenses such as items necessary to provide home based services, mileage, and training, among others.

Figure 10: Project 3 - General Project Information	
CDBG Funding:	$106,000
Leverage Funding:	Youth and Family Assessment Center (YFAC) Flex Funds – TBD TBRA—$120,000 CEAP—$45,000 General Fund Staff costs: $40,000
Program Delivery:	Family Support Services (FSS) Division of the Travis County Health and Human Services & Veteran Services
Program Oversight:	Travis County Health and Human Services & Veteran Services
Expected Start/ Completion Date:	October 1, 2012 – September 30, 2013
Location:	Households in the unincorporated areas of Travis County and the Village of Webberville

Figure 11: Project 3 - Priority and Performance Measurement Information (HUD – prescribed)

Priority Need Category:	Public Services, Other	**Project:**	Social Work Services Program
Eligible Activity:	Public Services	**Outcome Category**	Availability/ Accessibility
Objective Category	Suitable Living Environment	**Specific Objective**	Improve the availability of services for low/moderate income persons
Citation	570.201 (e)	**Accomplishment**	400 Individuals
Eligibility	LMC	**Matrix Code**	05, Public Services (General)
Priority in the 2011-2013 Strategic Plan#:	High	**Travis County HTE #:**	HSOG03

Project History

There has been a steady increase in the number of clients served by the social work program since PY 07 when the project began. In PY 07, 72 clients were served in two quarters, compared to 201 clients in the first two quarters of the current program year. As shown below, the social work expansion project has increased its geographic service area significantly. During the first two quarters of PY10 the program reached clients in 8 zip codes in the unincorporated areas; current year-to-date data shows that the program has served clients in 18 zip codes throughout the unincorporated areas of the county.

Map 1:

Clients Served by FSS Social Work Expansion Project by Zip Code in First Two Quarters of PY 2010 (October 2010-March 2011) and PY 2011 (YTD) (October 2011-March 2012)

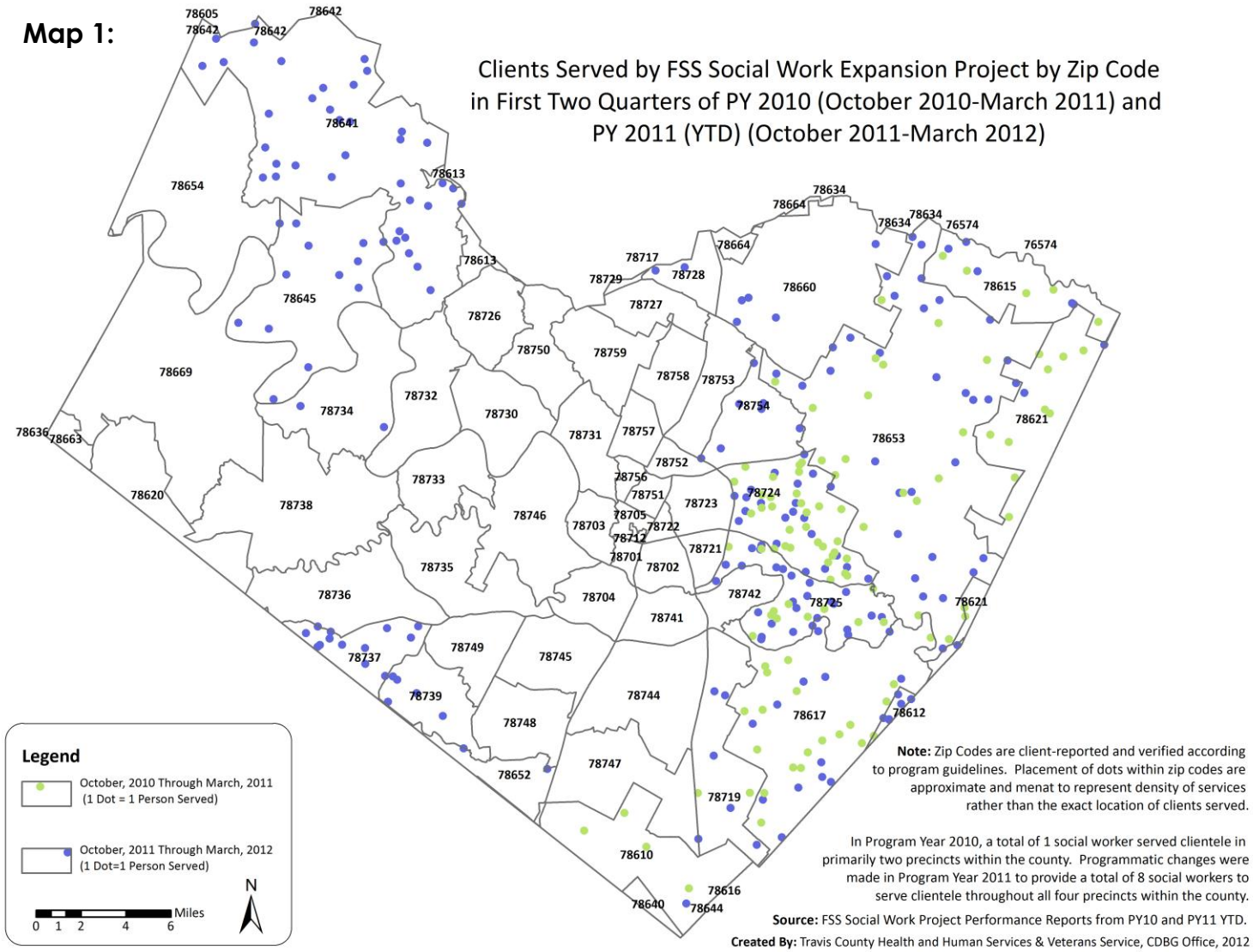

Note: Zip Codes are client-reported and verified according to program guidelines. Placement of dots within zip codes are approximate and menat to represent density of services rather than the exact location of clients served.

In Program Year 2010, a total of 1 social worker served clientele in primarily two precincts within the county. Programmatic changes were made in Program Year 2011 to provide a total of 8 social workers to serve clientele throughout all four precincts within the county.

Source: FSS Social Work Project Performance Reports from PY10 and PY11 YTD.

Created By: Travis County Health and Human Services & Veterans Service, CDBG Office, 2012

Project # 4: Fair Housing Counseling– $28,451

Project Description:

The funds are allocated for Fair Housing Counseling for residents of the unincorporated areas and the Village of Webberville. This program will expand existing fair housing services in the unincorporated areas of the County and the Village of Webberville, and proposes to serve approximately 35 people. Fair housing services include: fair housing counseling, fair housing complaint processing and testing in support of an individual complainant. Additionally, part of the funds will be used for allowable program delivery costs such as marketing materials and office supplies. At least 51% (18) of the recipients will be at or below 80% of the Median Family Income (MFI). Because housing discrimination occurs at all income levels, the project will be allowed to service up to 17 households above 80% MFI. Furthermore, an additional $15,000 will be set aside in the administrative and planning budget to provide fair housing outreach and training which are not allowable fair housing activities under the public services cap.

Austin Tenant's Council, designated as a sub-recipient, will provide these services; however, should ATC decide not to move forward with the project, the County will make the funds available through a Request for Services process.

Figure 12: Project 4 - General Project Information	
CDBG Funding:	$28,451
Leverage Funding:	Not Applicable
Program Delivery:	Austin Tenant's Council or other designated sub-recipient
Program Oversight:	Travis County Health and Human Service & Veteran Services
Expected Start/ Completion Date:	October 1, 2012 – September 30, 2013
Location:	CDBG Service Area

Figure 13: Project 4 - Priority and Performance Measurement Information (HUD – prescribed)

Priority Need Category:	Public Services, Other	**Project:**	Fair Housing Counseling & Testing
Eligible Activity:	Public Services	**Outcome Category**	Availability/Accessibility
Objective Category	Provide Decent Housing	**Specific Objective**	Improve the availability of services for low/moderate income persons
Citation	570.201 (e)	**Accomplishment**	35 People
Eligibility	LMC	**Matrix Code**	05J, Fair Housing Activities
Priority in the 2011-2013 Strategic Plan#:	High	**Travis County HTE #:**	HSOG04

Project # 5: Administrative & Planning Expenses – $179,268

Project Description:

The funds allocated for administration will pay for the operating expenses associated with the grant including office supplies, training, contracted services, interpreting, fair housing activities, membership, Action Plan, annual report, reporting and other business related expenses. Additionally, the funds will pay for a portion (99% and 59%) of the salaries for the two CDBG Planners, and a portion (27%) of the salary of a TNR Senior Engineer. These positions are responsible for project development, action plan and annual report development, monitoring, and reporting among others.

Figure 14: Project 5 - General Project Information	
CDBG Funding:	$179,268
Leverage Funding:	Travis County General Fund = estimated $177,135
Program Delivery:	Travis County Health and Human Service & Veteran Services
Program Oversight:	Travis County Health and Human Service & Veteran Services
Expected Start/ Completion Date:	October 1, 2012 – September 30, 2013
Location:	Not Applicable

Figure 15: Project 5 - Priority and Performance Measurement Information (HUD –prescribed)

Priority Need Category:	Not Applicable	**Project:**	Program Administration
Eligible Activity:	Administration and Planning	**Outcome Category**	Not Applicable
Objective Category	Not Applicable	**Specific Objective**	Not Applicable
Citation	570.206	**Accomplishment**	Other, Effective administration of the grant
Eligibility	Not Applicable	**Matrix Code**	21A, General Program Administration
Priority in the 2011-2013 Strategic Plan#:	Not Applicable	**Travis County HTE #:**	HAGG05 & HPWG06

ALTERNATE PROJECTS

In July 2010, the Travis County Commissioners Court approved an amendment to the Citizen Participation Plan to allow for a list of alternate projects to be provided in the Annual Action Plan. This amendment provides the framework to allow the opportunity to have a list of projects that have the potential to be implemented quickly should a funded CDBG project experience cost savings, delays or barriers to completion.

Alternate Projects will contain the same level of information that funded projects contain in the Annual Action Plan to ensure appropriate review by the public. Approval by the Travis County Commissioners Court will be necessary to replace a funded project with an alternate or to fund an alternate with cost savings from a completed project regardless of whether or not the increase or decrease exceeds 25 percent. These actions will not require a substantial amendment since the alternate projects will have gone through a public review process saving 60 to 90 days prior to reallocate funds.

In the event that the projects identified for this program year are delayed, canceled, or are performed at a lower cost than the budgeted amount, the Travis County CDBG program plans to pursue one or more of following projects: homebuyer assistance, homeowner rehabilitation, or Phase 1 of the Las Lomitas Water Distribution Project *(Refer to Appendix A for details on each alternate project)*.

Figure 16: Proposed Alternate Projects for Program Year 2012

Project/Activities	Amount
Community Development	
Home Repair	Up to $200,000
Homebuyer Assistance	Up to $300,000
Las Lomitas Water Distribution	Up to $480,000

CDBG CARRY OVER CHART

This chart represents the estimated total CDBG dollars available for use during PY12 including estimated carry over amounts from PY06 through PY11. The percentages of the areas of investments for public services and administration and planning were calculated to demonstrate that the amounts allocated in each area do not exceed the program caps of 15% for public service and 20% for administration and planning.

Figure 17: CDBG Carry Over Chart

CDBG Area of Investment	CDBG Activity	PY 2012 Funds by Activity	Carry Over From PY06-PY11	TOTAL	Percent of Activity Investment	Percent of CDBG Area Investment
Community Development	1. Street Improvements: Lake Oak Estates	$326,598	$75,000	$401,598		
	2. Street Improvements: Lava Lane	N/A	$0	$0		
	3. Owner Occupied: Home Rehabilitation	$256,024	$636,000	$892,024		
	4. Production of owner housing: Land Acquisition	N/A	$2.86	$2.86		
	5. Homebuyer Assistance	N/A	$750,000	$750,000		
Public Services	6. Public Services, Other: Social Work Expansion	$106,000	$0	$106,000	$134,451	15%
	7. Fair Housing Counseling	$28,451	N/A	$28,451		
Administration & Planning	8. Administration & Planning	$179,268	$0	$179,268	$179,268	20%
TOTAL		**$896,341**	**$1,461,003**	**$2,357,344**		

**The carry over numbers represent estimates of funds remaining at the end of the program year. These numbers may increase or decrease depending upon the draw downs and progress achieved by September 30, 2012. For the administration and Planning and Public Services categories, if the Program ends up with carry over balances at the end of the program year, the project savings will be allocated according to the Citizen Participation Plan.*

PERFORMANCE MEASUREMENTS

Approximately 821 people will benefit from the projects proposed in the PY 2012 Action Plan. The following figure presents each proposed project with the corresponding outcome objective and performance indicator as prescribed by HUD's performance measurement framework.

Figure 18: Performance Indicators for the Proposed PY 2012 Projects

Specific Objectives	Outcome Objectives	Sources of Funds	Performance Indicators	Expected	Actual	Percent Completed
SL-1 Availability/Accessibility of Living Environment						
Public Services, Other	Improve the access to a suitable living environment by increasing the availability of services to low/mod income persons	CDBG	▪ Number of people assisted with expanded access to a service	400	To be determined	
DH-1 Availability/Accessibility of Decent Housing						
Fair Housing Counseling	Improve access to decent housing for protected groups	CDBG	▪ Number of people assisted	35	To be determined	
SL-3 Sustainability of Living Environment						
Street Improvements Lake Oak Estates	Improve the quality of public improvements for lower income persons by improving roads	CDBG	▪ Number of people who will benefit from improved road	126	To be determined	
Homeowner Rehabilitation	Improve the quality of owner housing	CDBG	▪ Number of housing units improved	10	To be determined	
Specific Objective Not Applicable						
Administration & Planning	Not applicable	CDBG	▪ Other – effective grant administration	N/A*	To be determined	

*Note approximately 250 people will receive Fair Housing Training during FY12, to be paid from the Administration and Planning budget.

The coding system used in Figure 18 follows the numbering system established in the CDBG Community Planning and Development Outcome Performance Measurement System developed by HUD. The outcome/objective numbers stand for the following:

Figure 19: Numbering System for Outcome and Objective Coding

Objective	Outcome		
	Availability/Accessibility	Affordability	Sustainability
Decent Housing	DH-1	DH-2	DH-3
Suitable Living Environment	SL-1	SL-2	SL-3
Economic Opportunity	EO-1	EO-2	EO-3

GEOGRAPHIC DISTRIBUTION OF PROJECTS

The Travis County CDBG program does not have any designated target areas as projects are selected based on need and low to moderate income benefit, rather than geographic location.

The road improvements project (Project 1) proposed for PY12 is located in the Lake Oak Estates neighborhood. This neighborhood is located in Precinct 3 in Western Travis County, in a Census Tract which required a primary survey to determine eligibility. The Home Rehabilitation, Public Services and Fair Housing Counseling projects will help households located throughout the CDBG service area.

Figure 20: Geographic Distribution of Grant Activity for the Program Year 2012

PY12 Projects	Location in Travis County
Project 1: Street Improvements	Lake Oak Estates, Precinct 3
Project 2: Homeowner Rehabilitation	Households in the unincorporated areas of the county and in the Village of Webberville
Project 3: Public Services, Other	Households in the unincorporated areas of the county and in the Village of Webberville
Project 4: Fair Housing Counseling	Households in the unincorporated areas of the county and in the Village of Webberville
Project 5: Administration & Planning	Not Applicable

Please refer to the following maps for: the location of proposed projects for PY12; low to moderate income percentages by block group; racial and ethnic concentrations and distribution by block group.

Map 2:

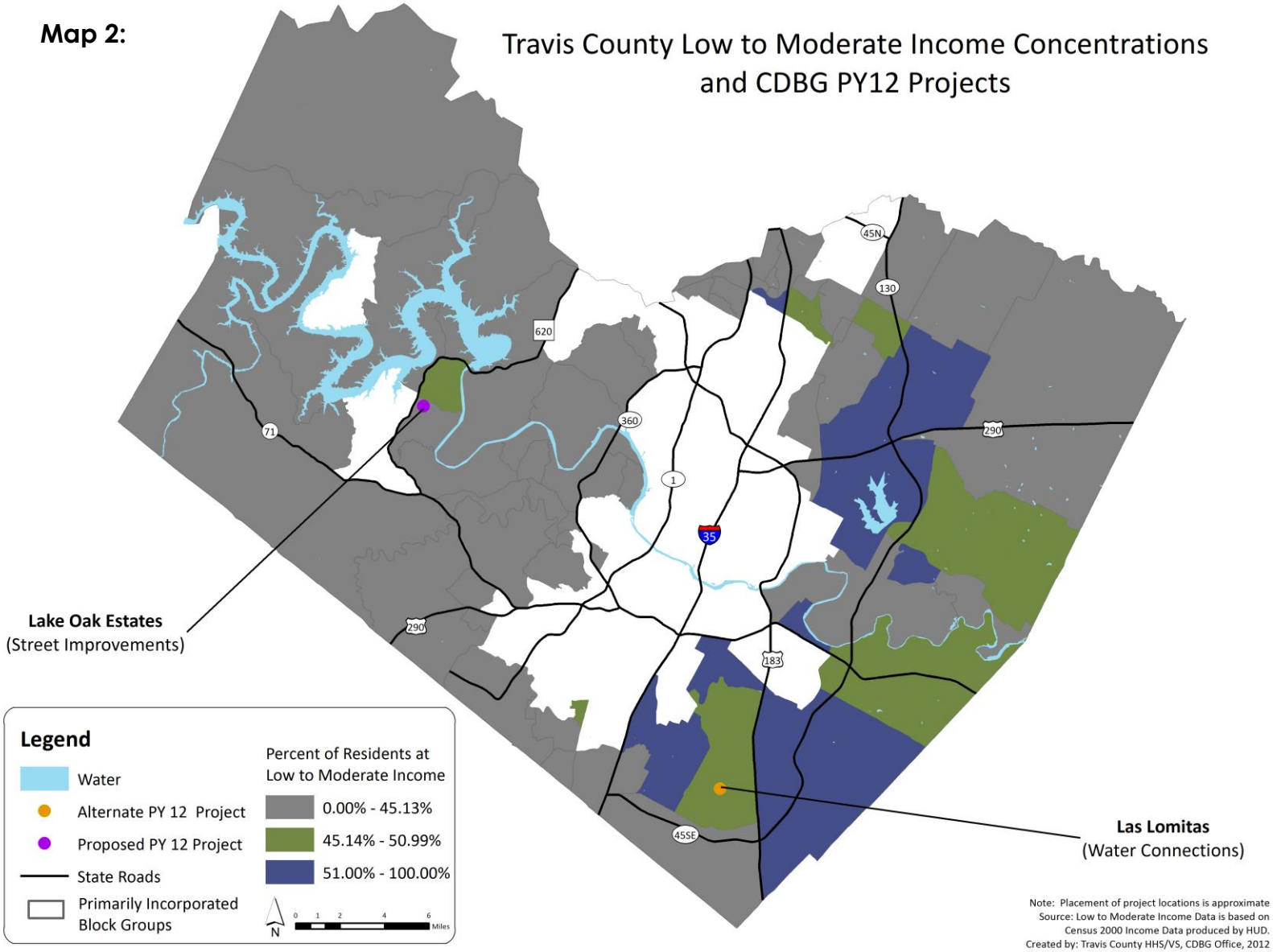
Travis County Low to Moderate Income Concentrations
and CDBG PY12 Projects
620
71
360
1
35
45N
130
290
183
45SE
Lake Oak Estates
(Street Improvements)
Las Lomitas
(Water Connections)
Legend
Water
Alternate PY 12 Project
Proposed PY 12 Project
State Roads
Primarily Incorporated Block Groups
Percent of Residents at Low to Moderate Income
0.00% - 45.13%
45.14% - 50.99%
51.00% - 100.00%
N
0 1 2 4 6 Miles
Note: Placement of project locations is approximate
Source: Low to Moderate Income Data is based on Census 2000 Income Data produced by HUD.
Created by: Travis County HHS/VS, CDBG Office, 2012

Map 3:

Racial and Ethnic Concentrations (Census 2010),
Low to Moderate Income Percentages (Census 2000) by Census Block Group
and CDBG PY 12 Projects
Unincorporated Areas, Travis County, TX

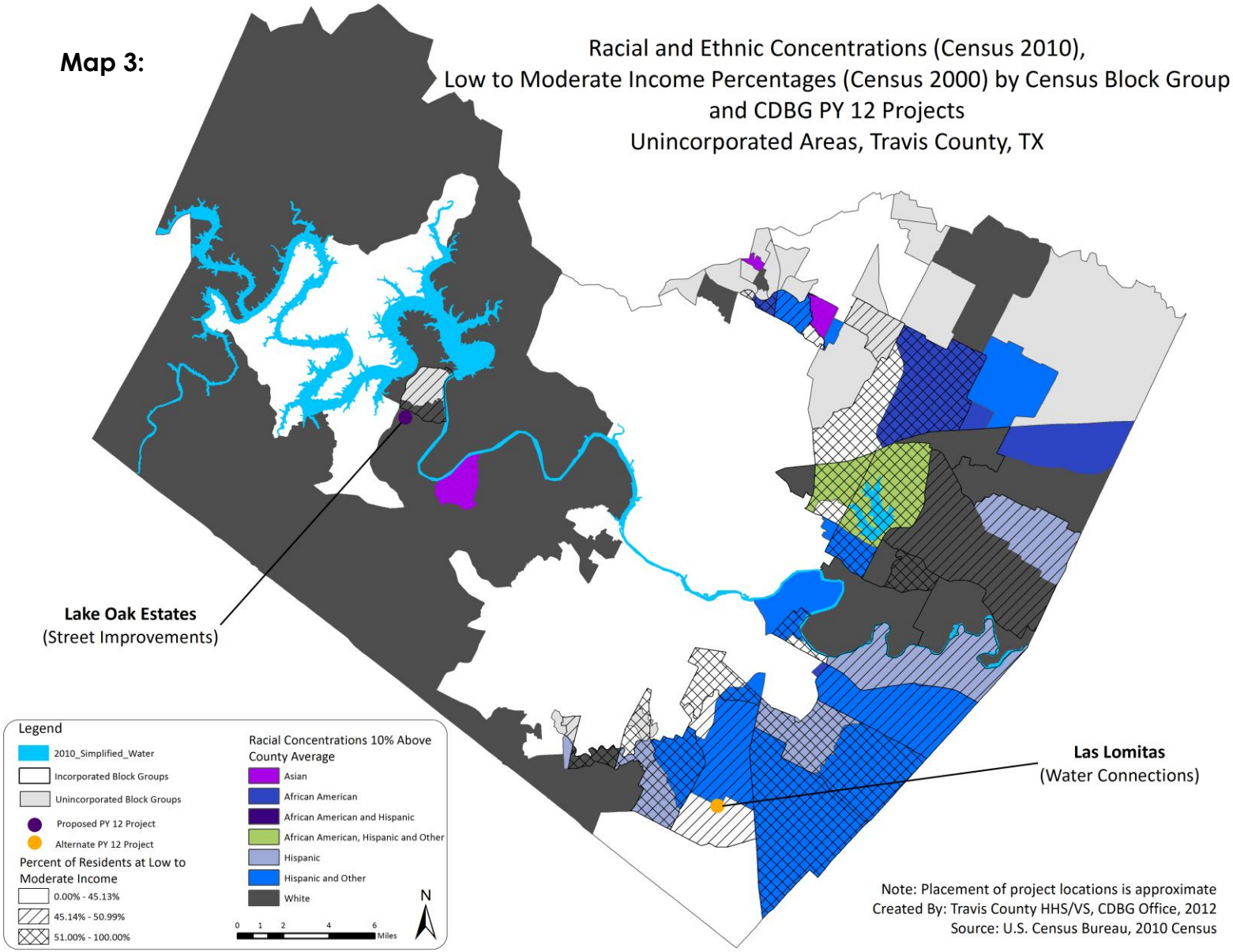

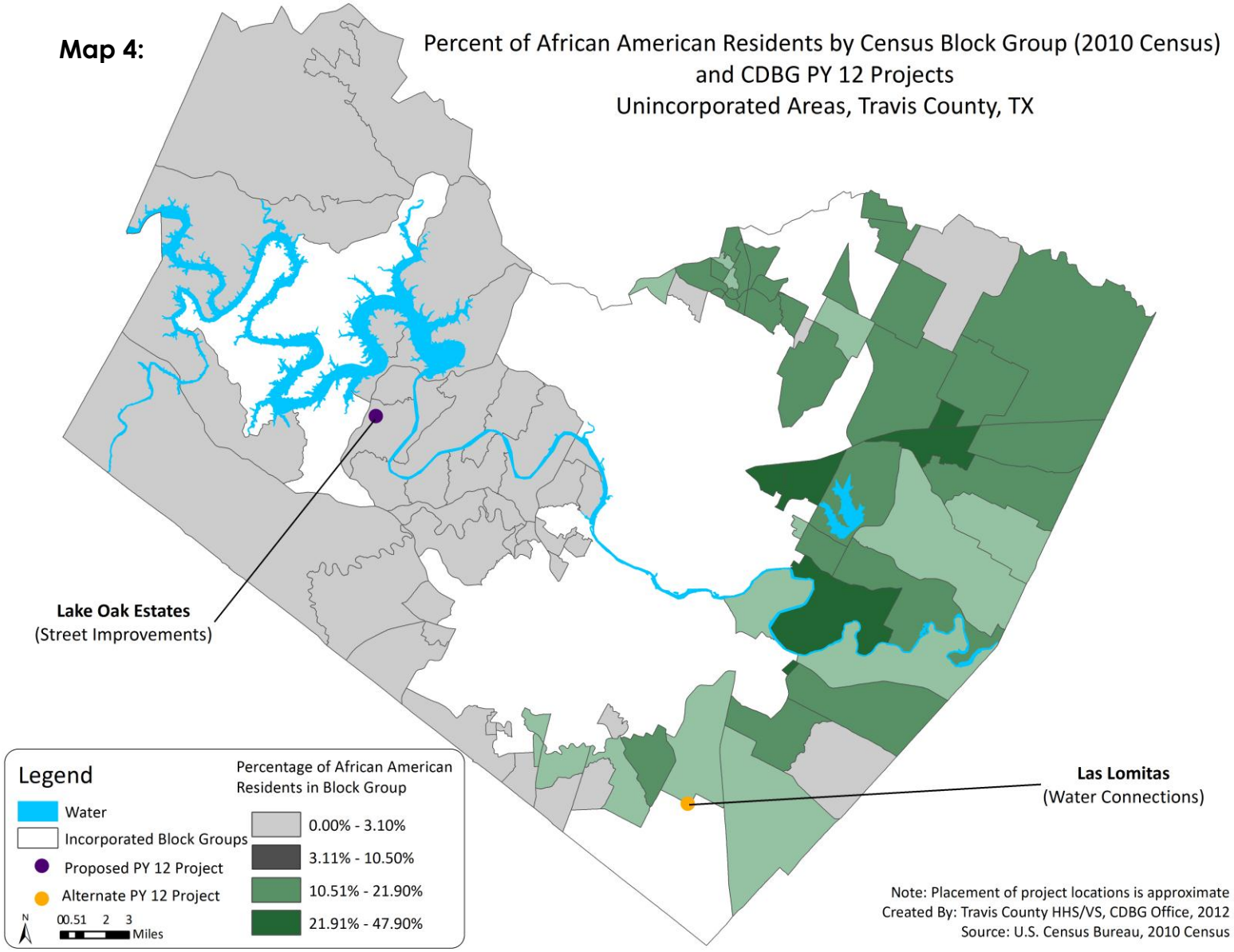
Map 4:
Percent of African American Residents by Census Block Group (2010 Census)
and CDBG PY 12 Projects
Unincorporated Areas, Travis County, TX
Lake Oak Estates
(Street Improvements)
Las Lomitas
(Water Connections)
Legend
Water
Incorporated Block Groups
Proposed PY 12 Project
Alternate PY 12 Project
N
00.51 2 3
Miles
Percentage of African American Residents in Block Group
0.00% - 3.10%
3.11% - 10.50%
10.51% - 21.90%
21.91% - 47.90%
Note: Placement of project locations is approximate
Created By: Travis County HHS/VS, CDBG Office, 2012
Source: U.S. Census Bureau, 2010 Census

Map 5:

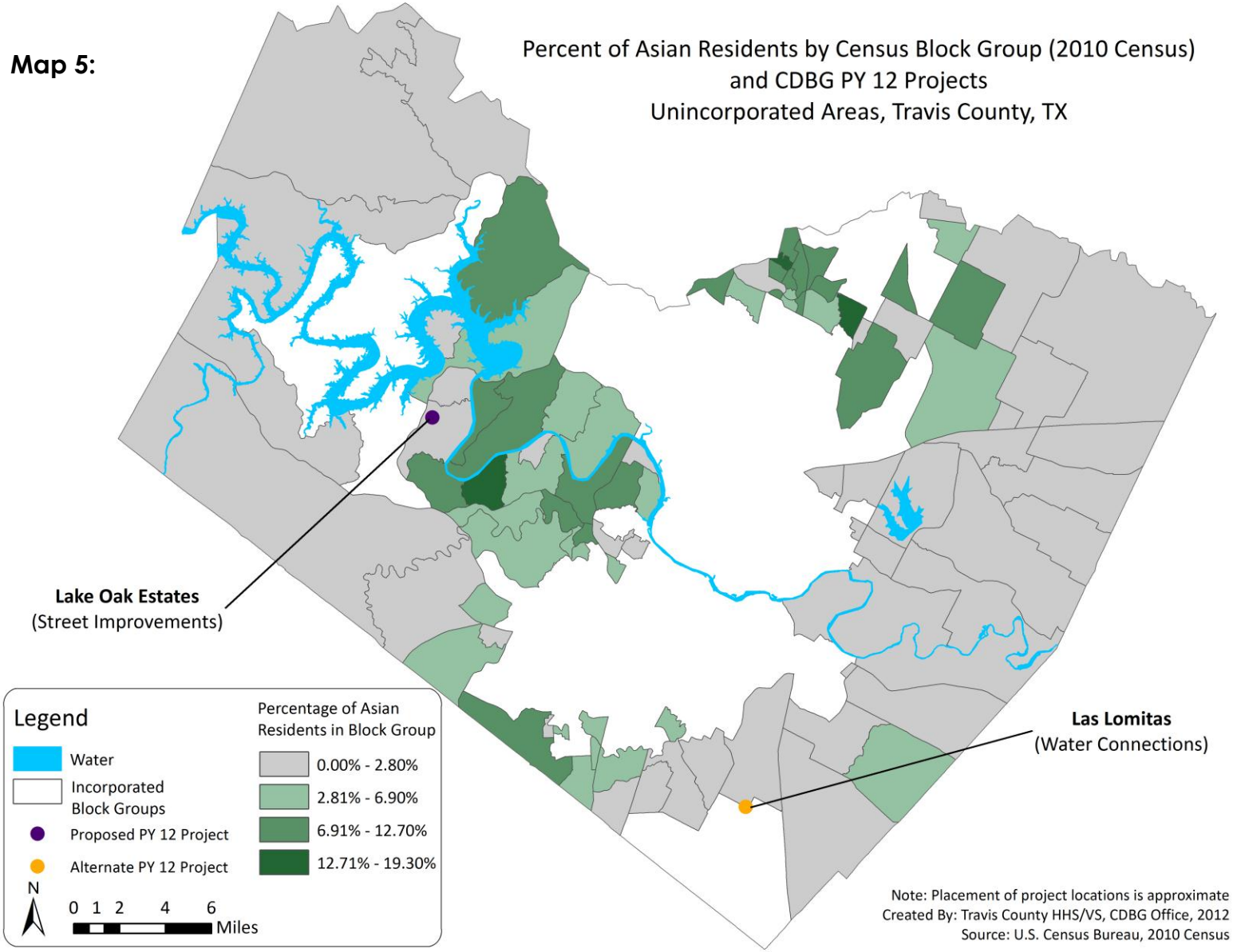
Percent of Asian Residents by Census Block Group (2010 Census)
and CDBG PY 12 Projects
Unincorporated Areas, Travis County, TX
Lake Oak Estates
(Street Improvements)
Las Lomitas
(Water Connections)
Legend
Water
Incorporated Block Groups
Proposed PY 12 Project
Alternate PY 12 Project
Percentage of Asian Residents in Block Group
0.00% - 2.80%
2.81% - 6.90%
6.91% - 12.70%
12.71% - 19.30%
N
0 1 2 4 6
Miles
Note: Placement of project locations is approximate
Created By: Travis County HHS/VS, CDBG Office, 2012
Source: U.S. Census Bureau, 2010 Census

Map 6:

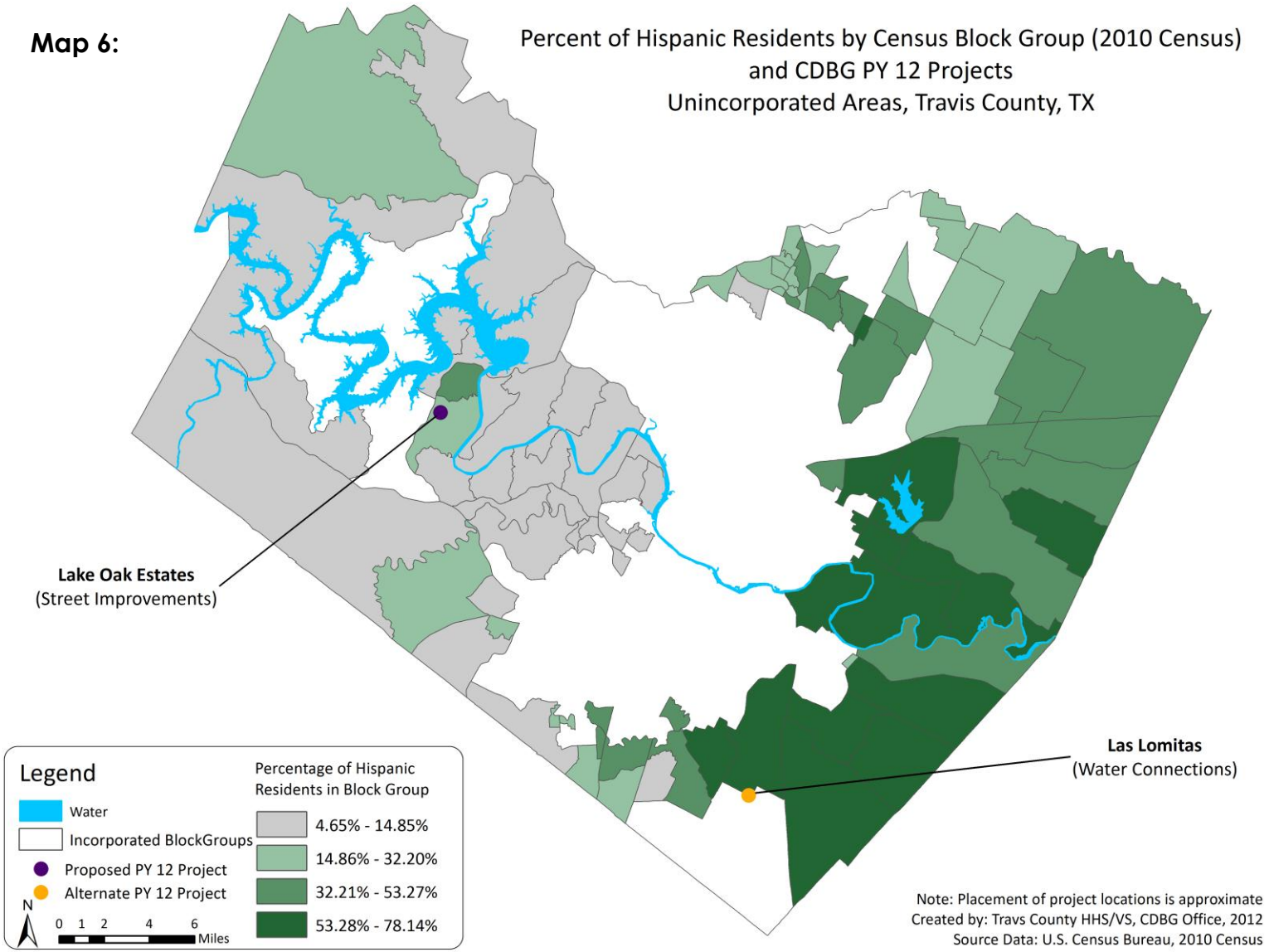
Percent of Hispanic Residents by Census Block Group (2010 Census)
and CDBG PY 12 Projects
Unincorporated Areas, Travis County, TX
Lake Oak Estates
(Street Improvements)
Las Lomitas
(Water Connections)
Legend
Water
Incorporated BlockGroups
Proposed PY 12 Project
Alternate PY 12 Project
N
0 1 2 4 6
Miles
Percentage of Hispanic Residents in Block Group
4.65% - 14.85%
14.86% - 32.20%
32.21% - 53.27%
53.28% - 78.14%
Note: Placement of project locations is approximate
Created by: Travs County HHS/VS, CDBG Office, 2012
Source Data: U.S. Census Bureau, 2010 Census

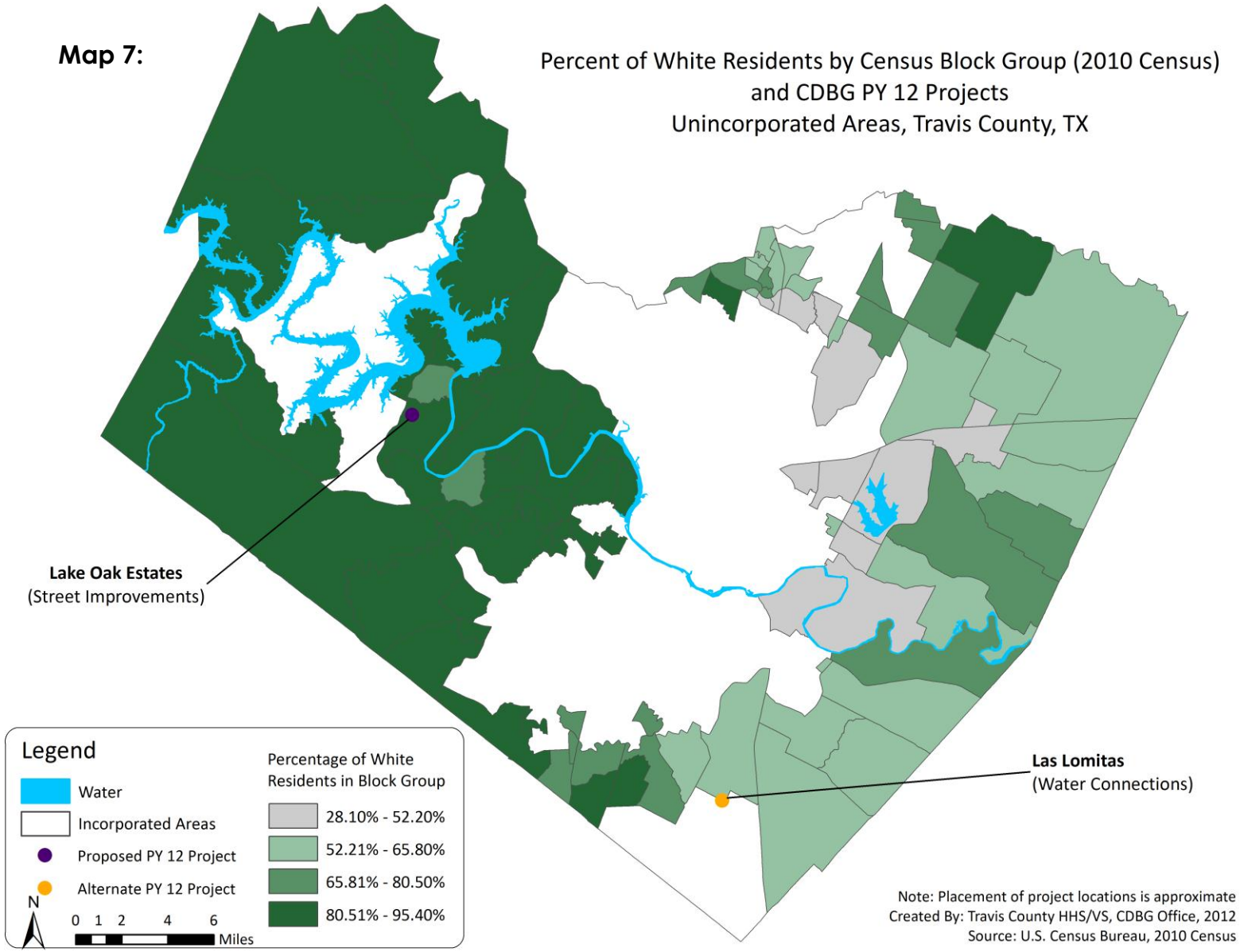
Map 7:
Percent of White Residents by Census Block Group (2010 Census)
and CDBG PY 12 Projects
Unincorporated Areas, Travis County, TX
Lake Oak Estates
(Street Improvements)
Las Lomitas
(Water Connections)
Legend
Water
Incorporated Areas
Proposed PY 12 Project
Alternate PY 12 Project
N
0 1 2 4 6
Miles
Percentage of White Residents in Block Group
28.10% - 52.20%
52.21% - 65.80%
65.81% - 80.50%
80.51% - 95.40%
Note: Placement of project locations is approximate
Created By: Travis County HHS/VS, CDBG Office, 2012
Source: U.S. Census Bureau, 2010 Census

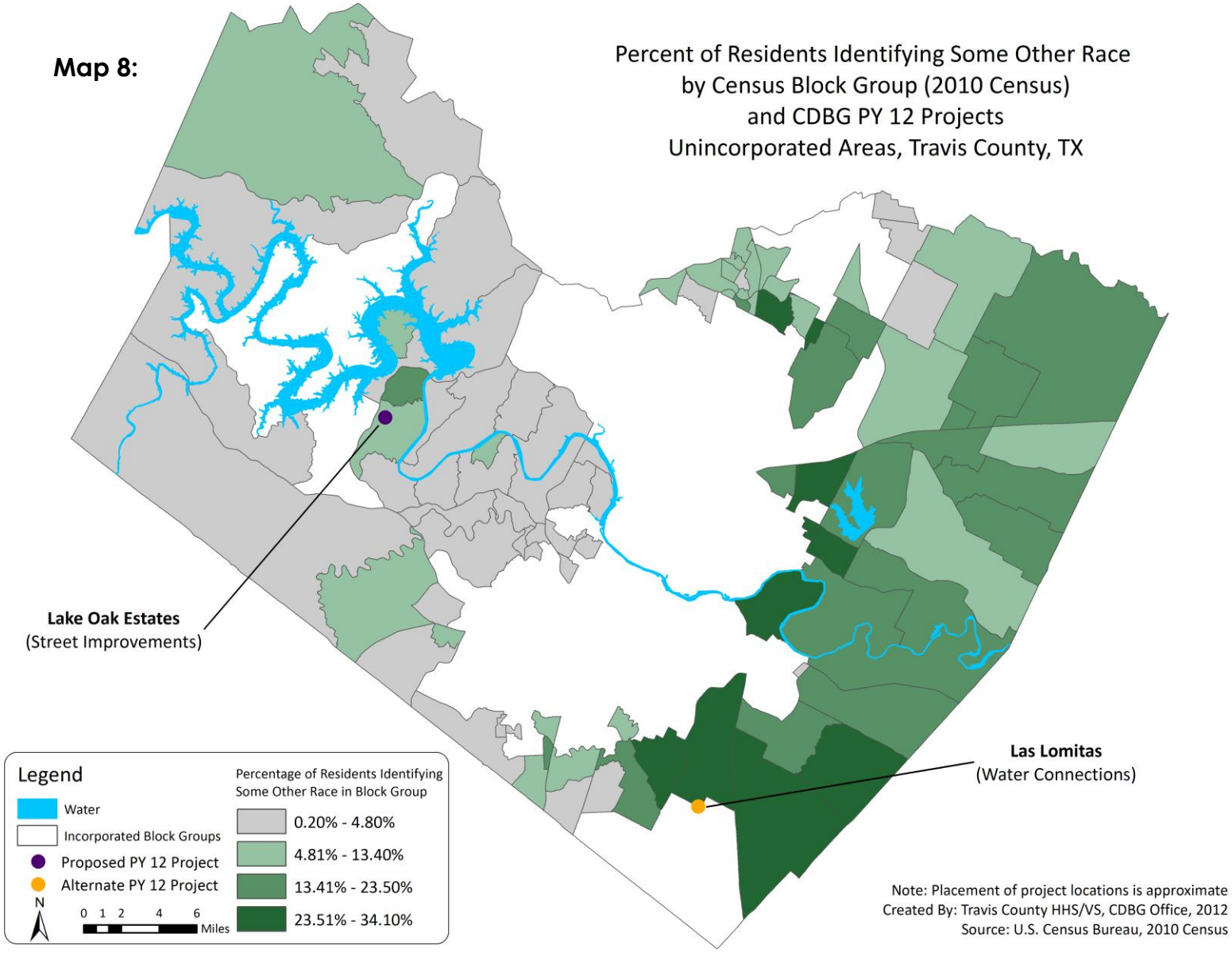
Map 8:
Percent of Residents Identifying Some Other Race
by Census Block Group (2010 Census)
and CDBG PY 12 Projects
Unincorporated Areas, Travis County, TX
Lake Oak Estates
(Street Improvements)
Las Lomitas
(Water Connections)
Legend
Water
Incorporated Block Groups
Proposed PY 12 Project
Alternate PY 12 Project
N
0 1 2 4 6
Miles
Percentage of Residents Identifying Some Other Race in Block Group
0.20% - 4.80%
4.81% - 13.40%
13.41% - 23.50%
23.51% - 34.10%
Note: Placement of project locations is approximate
Created By: Travis County HHS/VS, CDBG Office, 2012
Source: U.S. Census Bureau, 2010 Census

PUBLIC PARTICIPATION PROCESS

Public engagement occurs throughout CDBG activities for four main purposes: needs gathering, approval of proposed actions, the substantial amendment process (if applicable), and the annual report (see chart below).

Figure 21: Public Engagement Process

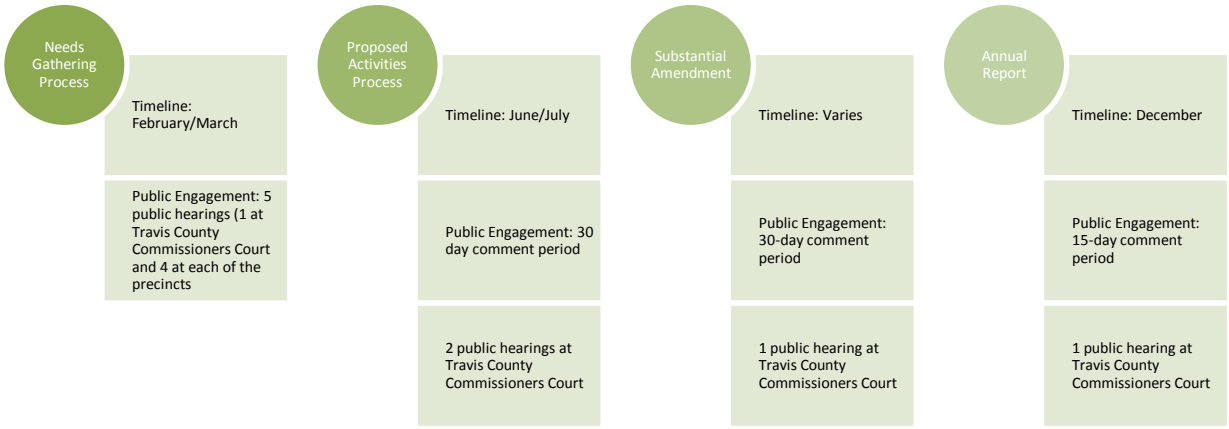

SUMMARY OF PARTICIPATION PROCESS

During the months of February and March 2012, the public had an opportunity to identify the needs of the unincorporated areas by;

1) Attending one of five public hearings;
2) Turning in a Participation Form; or
3) Turning in a Project Proposal form.

For full details of the Public Engagement Process including Results, refer to Appendix B.

Public Hearings and Participation Forms

The purpose of the hearings and participation forms was to obtain the public's input on the community development, housing, and public service needs, as well as potential project ideas to address those needs. The first hearing, held at the Commissioner Courtroom, followed a traditional hearing format, while those held in each of the precincts had an information session followed by facilitated discussion.

The public that could not participate in public hearings had the choice of providing their input by filling out a Participation Form or a Project Proposal Form. These forms were provided to interested parties upon request and were available in both English and Spanish on the Travis County CDBG website.

Technical Assistance to Neighborhoods

Organized residents and non-profit agencies who identified CDBG eligible projects received technical assistance from CDBG staff in the form of site visits, guidance on project proposals and understanding CDBG eligible activities and eligible beneficiaries. Specifically CDBG staff provided technical assistance to representatives of Cardinal Hills and Las Lomitas.

Additionally, one primary survey was conducted during May 2012. Las Lomitas, located in Southeastern Travis County, requested assistance with water connections in PY 2011. However, it was determined that Census data would not support a project to benefit the neighborhood due to the size of the area of benefit within the Census Tract, however, the County and the neighborhood could work together to conduct a primary survey of the homes that would benefit from the improvements. Program staff trained neighborhood representatives on the survey methodology, and participated in one neighborhood meeting to explain the survey.

The neighborhood turned in the survey to CDBG on June 1. Program staff has provided technical assistance to help the neighborhood work towards completing the survey, and began analyzing the results in June. Staff will continue to work with the neighborhood in the coming months to finalize the results. Please note that all primary survey materials including announcements, surveys, and surveyors were available in both English and Spanish.

Advertising

The opportunity to participate was advertised on the Travis County website (www.co.travis.tx.us/CDBG), the seven community centers and the television channel of Travis County. Advertisements also appeared in newspapers of general circulation including Hill Country News, The Oak Hill Gazette, The Villager, The Austin Chronicle and the Spanish language newspapers *Ahora Si* and *El Mundo*. In addition, notifications by mail and e-mail were sent to service providers, to county residents who had previously attended public hearings, to the community liaison departments of schools districts and to neighborhood associations, and were posted on the CDBG Facebook and Twitter pages. The announcements were available in English and Spanish.

Typically, the Program advertises in four additional newspapers – the Pflugerville Pflag, Lake Travis View, North Lake Travis Log, and Westlake Picayune. The North Lake Travis Log ceased publication and

the advertisement was placed with the Lake Living Network News Website instead to reach a similar population geographically. The other three newspapers are still in publication; however, due to an oversight, the advertisements were not published. This being said, publishing in the Austin Chronicle and the Spanish Language newspaper meets the statutory requirements for HUD. Additionally, as described below, the CDBG outreach plan requires a multi-pronged approach to ensure that newspapers are not the sole source of information. Furthermore, based on the participation numbers for this Action Plan, the omission does not appear to have decreased participation levels.

The following efforts were made to broaden public participation:

- Public notices presented the option of requesting an American Sign Language or Spanish interpreter.
- The CDBG website stayed current with documents and announcements of the different participation opportunities.
- The public that could not attend the public hearings had the option to provide their input by filling out a Participation Form or Project Proposal Form.
- To increase the access to information for Spanish-speakers, all the participation forms were available in Spanish, and selected sections of the website were translated into Spanish.
- Notices of opportunities to participate were sent to all neighborhood associations in the unincorporated areas and to school district community liaison departments.
- Notices of opportunities to participate were also distributed at all schools in the Del Valle Independent School District and Manor Independent School District.
- Notices were sent via email for posting at Leander Independent School District and Marble Falls Independent School District.
- Advertisements to attend community forums were also placed on the City of Manor website and the Lake Living Network News website to address the need for outreach that the Lake Travis Log used to address before it ceased publication.
- OneVoice was added to the list of community agencies that emails were sent to regarding opportunities to participate in community forums.

Summary of Public Participation

- A total of 46 people attended the five public hearings
- 32 Participation Forms were submitted
- One neighborhood was primary surveyed to determine whether or not they were eligible for a water connection project: Las Lomitas.
- Three project proposals were submitted by neighborhoods or agencies: Las Lomitas, Lipan/Mestena Trail and Cardinal Hills Estates.
- One project proposal was submitted by an individual resident: Septic tank repair.

- Three proposals were submitted by Travis County Departments: One from the Family and Support Service (FSS) division of the Health and Human Service and Veteran Service Department (HHS&VS), one from the Transportation and Natural Resources Department (TNR), and one from The Transportation and Natural Resources Department (TNR) for the second phase of the Lake Oak Estates Road Improvement Project.

PUBLIC COMMENT PERIOD

Every year during the development of the Annual Action Plan, a 30-day public comment period is held to receive comments on the proposed uses of CDBG funds. The comment period includes two public hearings held at the Travis County Commissioners Court. For the development of the PY12 Action Plan the 30-day public comment period was held from June 18, 2012 to July 17, 2012 and the two public hearings occurred on June 26, 2012, and July 10, 2012.

The public comment period was advertised on the County's website and in newspapers of general circulation during the week of May 28th. In addition, notifications by mail and e-mail were sent to service providers, to citizens who attended public hearings in the past, to the community liaison departments of school districts and to neighborhood associations. The announcements were available in English and Spanish.

Summary of Public Comments Received for Draft of PY12 Action Plan

- A total of 8 people presented testimony at the public hearing on June 26, 2012.
- One individual made general comments about excessive taxation and governmental waste.
- One individual made comments about a lack of responsiveness and waste within agencies not related to CDBG.
- One individual asked for clarification about the amount of funds being dedicated to the home repair project, and for additional information on the Fair Housing Counseling project.
- Four residents of the Las Lomitas community expressed thanks for the work being done around the neighborhood's water connection issues, and for consideration as a CDBG alternate project.
- One Las Lomitas resident requested that the TNR service station extend hours to accommodate people whose work schedules currently do not permit them to get water from the station.
- No comments were received at the public hearing on July 10, 2012.
- One written comment was received through U.S. mail from a neighborhood association located within the City of Austin requesting services.

Responses to Comment Received and Comments Not Accepted

During the public hearings, most of the questions were addressed at the time of the public hearing. Staff provided clarification on the funding for the home repair project and the fair housing activity, and Commissioner Gomez's office indicated they would work with the neighborhood and TNR to discuss the extension of hours. One person stated that the CDBG program was spending 40% of CDBG funds on administration, but that is not accurate. The Program has planned to spend the allowable 20% on administration and planning activities as indicated throughout this Action Plan.

The comments regarding governmental waste and travel to London were not associated with the CDBG program, and therefore, will not be accepted for this Plan.

The neighborhood association was informed in a letter that the Travis County CDBG Program cannot use funds within incorporated areas, and referred to the City of Austin for assistance.

PROJECT SELECTION PROCESS

Travis County CDBG staff considered and weighed all potential projects identified by the public. First, the CDBG Office staff assessed whether potential projects met one of HUD's national objectives, were eligible CDBG activities, and were feasible to complete in a timely manner.

Second, CDBG staff further evaluated the projects according to the following criteria:

- **Addresses a high priority goal of the Strategic Plan**: Projects addressing one of the three high priority categories identified in the Strategic (Consolidated) Plan will receive more favorable review.

- **Feasibility of project**: Projects that have the ability to be implemented and completed within 12 months will receive more favorable review. Project may be broken up into manageable 12-18 month phases for those that are more costly or slower moving.

- **Impacts a significant number of households**: Project scope and the number of persons benefiting will be considered to determine the level of project impact.

- **Benefit to low/moderate-income persons**: Projects that benefit low- and moderate-income households will receive a more favorable review.

- **Leverages/matches with funding from another source**: Projects that utilize other funds (federal, state, local, private) and public/private joint efforts will receive more favorable review.

Finally, a matrix was provided to the Travis County Commissioners Court on May 22, 2012 along with staff recommendations for projects to be funding in PY12. The TCCC approved the projects to be included in the PY12 Action Plan on June 5, 2012.

MANAGING THE PROCESS AND INSTITUTIONAL STRUCTURE

Effective implementation of the PY12 Action Plan will involve a variety of key stakeholders. Coordination and collaboration within the Travis County departments and between agencies will be instrumental in meeting community needs effectively. The departments within Travis County anticipated to be involved in the implementation of projects are described below.

Health and Human Services & Veterans Service Department

The HHS/VS Department is the lead county agency responsible for the administration of the County's CDBG funding. This Department has the primary responsibility of assessing community needs, developing the Consolidated Plan and annual Action Plans, managing project activities in conjunction with other county departments and community partners, administering the finances, and monitoring and reporting. The CDBG office is located in the Office of the County Executive within HHS/VS. The Department reports to the Travis County Commissioners Court for oversight authority.

The CDBG office works with the Research and Planning Division (R&P) within HHS/VS in the areas of community planning, data collection, and resource development. The CDBG office will continue to keep R&P informed about HUD funding streams and continue to work collaboratively identifying and sharing relevant data to ensure a consistent message on emerging issues such as changing housing needs and foreclosure.

Additionally, the Family Support Services (FSS) Division of HHS/VS is the project manager for a CDBG public service project. FSS also manages the seven Travis County Community Centers which provide a key access point for the public to access CDBG information. The CDBG office works closely with the Division to ensure the public's access to CDBG documents and encourage outreach and public engagement through the Centers.

Travis County Commissioners Court

The Commissioners Court is made up of four elected commissioners, one to represent each county precinct, and the County Judge who serves as the presiding officer. As a group, the Commissioners and County Judge are the chief policy-making and governing body of the county government. The Commissioner's Court makes all final decisions about CDBG fund allocations.

Transportation and Natural Resources Department

The Transportation and Natural Resources Department (TNR) and the CDBG office work closely to

coordinate environmental review functions, project planning, project implementation and GIS mapping. Additionally, over the last year, TNR's planning division and CDBG staff have begun to work more collaboratively to ensure consistent messaging regarding housing, transportation and community development. TNR and CDBG employees have been trained in HUD environmental regulations. This cross training of both departments allows for quality review and peer consultation. Finally, the CDBG office and the CDBG funded Senior Engineer coordinate the preparation of project scopes, eligibility, cost estimates, and project design. The Senior Engineer also plays an active role in the implementation of CDBG & CDBG-R projects that are managed by TNR such as the street improvement projects for Lake Oak Estates and the Plain View Estates water connection project.

County Attorney's Office

The County Attorney is an elected official and the County Attorney's Office creates and reviews legal agreements as well as provides legal advice and consultation for the Department. They have created templates to assist with CDBG procurement actions, related consultant services, construction documents, and templates for sub-recipient agreements.

Purchasing Office

The Purchasing Office manages the CDBG procurement processes for commodities, professional services and construction. Expertise in the area of federal standards has been created within the Office. The Office ensures compliance with required labor standards and submits related reports to the CDBG office. The Purchasing Office reports to the Purchasing Board, which was established by the Travis County Commissioner's Court.

Public Sector and Non-Profits

During the implementation of the PY12 Action Plan, the Travis County CDBG office anticipates coordinating with a variety of local non-profits and governmental entities activities related to grant management and community planning. The following list provides some examples of the type of engagements the CDBG office has participated in or anticipates to build:

- Travis County is a member of the Ending Community Homelessness Coalition (ECHO) whose mission is to identify specific strategies and oversee ongoing planning and implementation of a plan to end chronic homelessness in Austin and Travis County.
- The Travis County CDBG Office and other representatives from Travis County are participating in the steering committee for a Regional Opportunity Mapping project that also includes the City of Austin, local nonprofits, and other public sector agencies. The maps will identify areas

within the five county region of higher and lower opportunity, based on a variety of indicators such as housing, transportation and education. The maps will help guide regional decision making about where to locate future community development projects and investments.

- Travis County participates in the Community Action Network (CAN) Housing Research Group. This group shares housing data and research, and is developing a set of indicators related to housing that can be updated annually to provide an accurate and timely snapshot of the housing conditions facing residents of the five county region.
- Consultation with other entitlement counties and cities to exchange models for CDBG grant management and project implementation.
- Partnerships with local Community Housing and Development Organizations (CHDOs), non-profits, and other community development and housing providers to explore options for community development and public service projects and leverage other federal, state, local and private funding.
- Coordination of planning efforts with the Travis County Housing Authority and Travis County Housing Finance Corporation for affordable housing programs in the unincorporated areas of the county.

Monitoring

As the lead agency for development and implementation of the CDBG Action Plan, the Travis County HHS/VS department implements standard policies and procedures for monitoring the implementation of CDBG activities. These monitoring activities ensure compliance with program regulations and compliance with financial requirements. Federal guidelines that must be followed include: OMB A-110, OMB A-122, 24 CFR Part 570.603 (CDBG Labor Standards), 570.901-906 (CDBG), the Davis Bacon Act and Contract Work Hours and the Safety Standards Act (CDBG).

HHS/VS provides contract administration for community development activities in conjunction with the Transportation and Natural Resources Department, including but not limited to contract negotiations, compliance monitoring, and payment and contract closeout.

Sub-Recipients

Sub-recipient agreements will be used to conduct housing, community development and public service activities. The sub-recipient agreement will be the foundation for programmatic monitoring. Sub-recipients will be monitored for programmatic compliance on-site or remotely in the following manner:

1. All invoices and reports will be routed via HHS/VS CDBG staff prior to final approval by financial services and the Auditor's Office.

2. All new sub-recipients will be desk audited monthly and monitored at least semi-annually until no findings occur.
3. For new sub-recipients, after four consecutive semi-annual monitoring reports with no findings, annual visits will occur.

Financial monitoring will be completed as necessary and as directed by the sub-recipient fiscal performance and the external monitoring needs of the Travis County Auditor's office. Programmatic and fiscal monitoring may not occur concurrently.

Contractors

Contractors may be used to provide some housing, community development and public services. Contractors submit periodic reimbursement requests that document and verify expenditures. The contract agreement will be used as the primary basis for monitoring. The following steps are an integral part of the monitoring process for each contract:

1. On-site or remote reviews at an established periodic interval (prior to project commencement) will occur to ensure compliance with terms of the contract, HUD guidelines, state/local building and construction standards, and review of engineering plans and specifications.
2. If a contractor is found to be out of compliance, a notice is sent stating their contractual obligation and required action. Failure to comply may result in loss of current and/or future contracts as well as a hold on any payments.
3. All HHS invoices and HHS & TNR Contactor reports will be routed via HHS/VS CDBG staff prior to final approval by financial services and the Auditor's Office.

Internal Travis County Departments

Internal Travis County projects will be monitored through Travis County HHS/VS CDBG staff. Monitoring activities will include documentation and tracking mechanisms such as review of invoices prior to being paid, regular meetings with project management staff, and review of eligibility files, if applicable.

Project Files

Travis County HHS/VS staff will maintain files to document each project and meet its respective compliance with HUD and related regulations.

SECTION II: HOUSING AND HOMELESS SERVICES

OVERVIEW OF HOUSING CONDITIONS

Over the last decade, Austin's housing market has become increasingly expensive, as the price distribution of available housing stock has skewed towards higher-priced housing. For example, in 2001, 44% of the homes sold in Austin were priced below $140,000[i]; in 2011 only 27% of the homes sold were in this price range. Conversely, in 2001, 12% of the homes sold in Austin were priced at $300,000 or more; in 2011, 24% of homes sold were in this range.

Figure 22: Price Distribution of Homes Sold in Austin MLS, 2001-2011

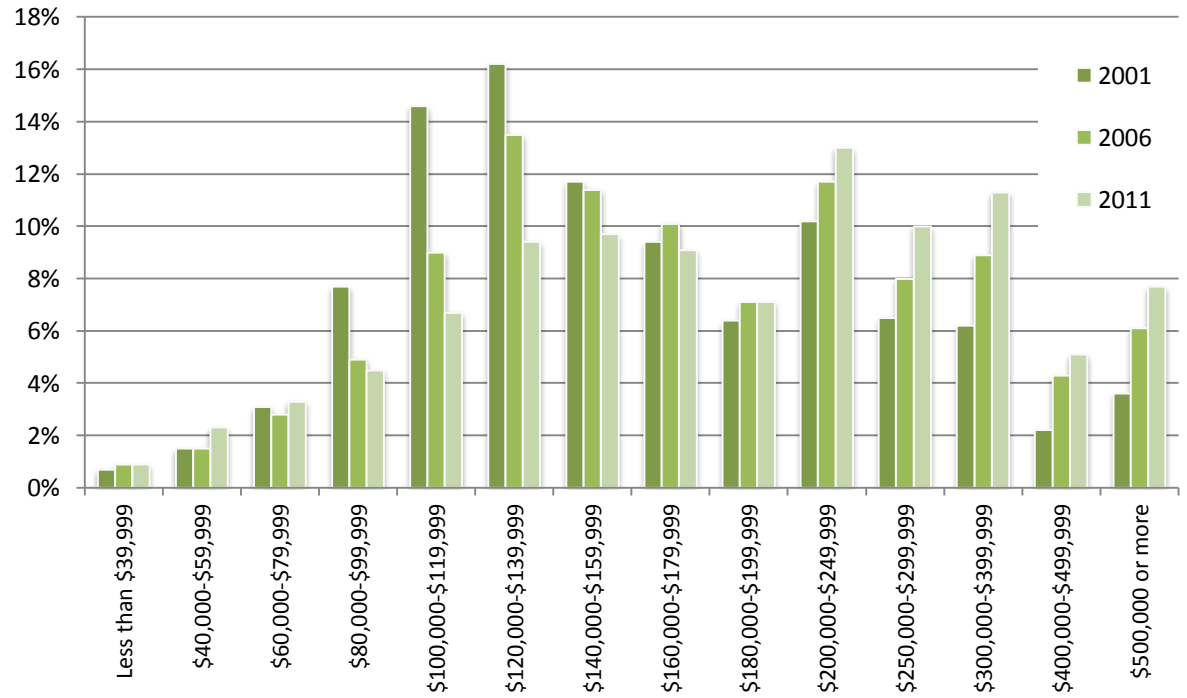

Note: Residential data includes single-family, townhouses and condominiums.
Created by: Travis County HHS/VS, CDBG Office, 2012.
Source data: The Real Estate Center at Texas A&M University, 2011.

[i] "Housing Activity and Affordability," The Real Estate Center at Texas A&M University, accessed April 11, 2012, recenter.tamu.edu/data/.

Between 2005 and 2011, the Austin MLS median home price rose by 18%[ii] and the average home price rose by 20%[iii], but median family income increased by only 11%.[iv] The following chart illustrates this prevailing gap between what the median family earns and what the median home costs:

Figure 23: Selected Affordability Indicators for Austin MLS, 2005-2011

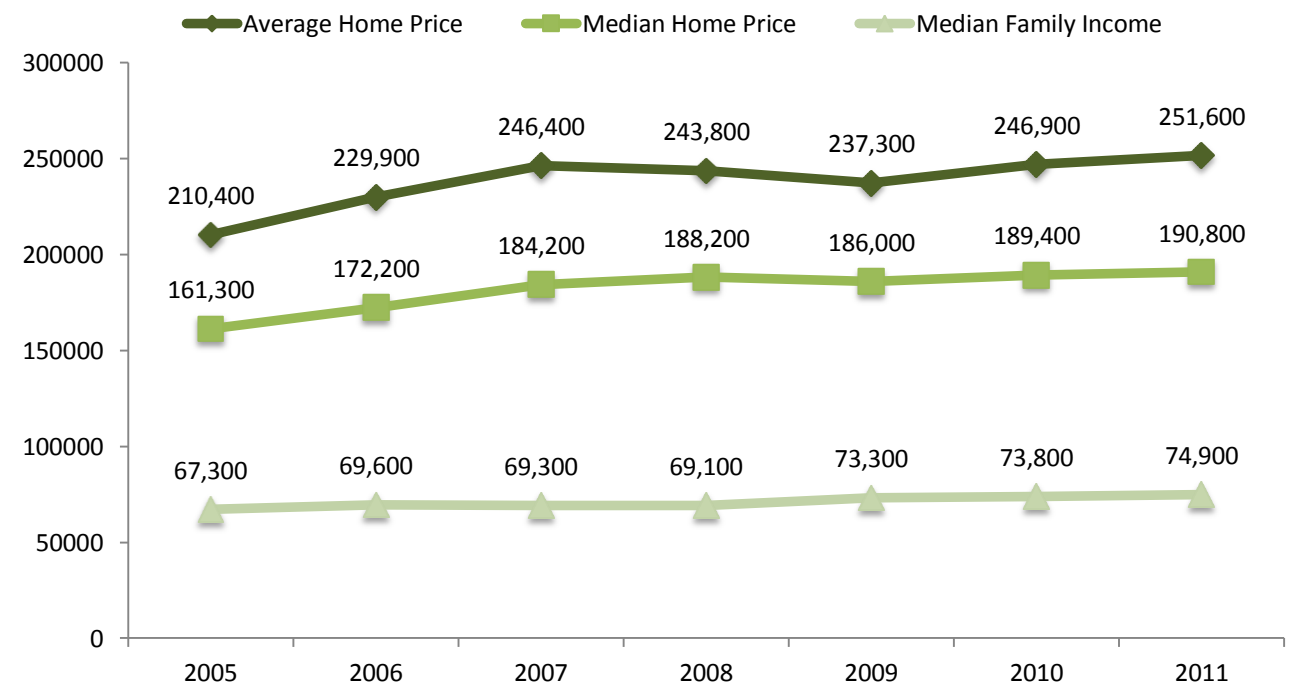

Note: Residential data includes single-family, townhouses and condominiums.
Created by: Travis County HHS/VS, CDBG Office, 2012.
Source data: Real Estate Center at Texas A&M University, 2011.

Rental Housing Market Conditions and Affordability

In the Austin area rental market, fair market rents (the federal standard for what is considered affordable), displayed in the chart below, have shown a general upward trend since 2008, despite a brief dip in FY 2009 (coinciding with the recession). For FY 2012, Austin's fair market rents for efficiency, one-bedroom, two-bedroom and three-bedroom units are the highest, and four-bedroom units are the second-highest, of all Texas metropolitan areas.[v]

[ii] Ibid.
[iii] Ibid.
[iv] Ibid.
[v] "FY2008-FY2012 Individual Area Final FMR Documentation," HUD User, accessed April 12, 2012, http://www.huduser.org/portal/datasets/fmr.html.

Figure 24: Fair Market Rents, Austin-Round Rock MSA, FY 2008-2012

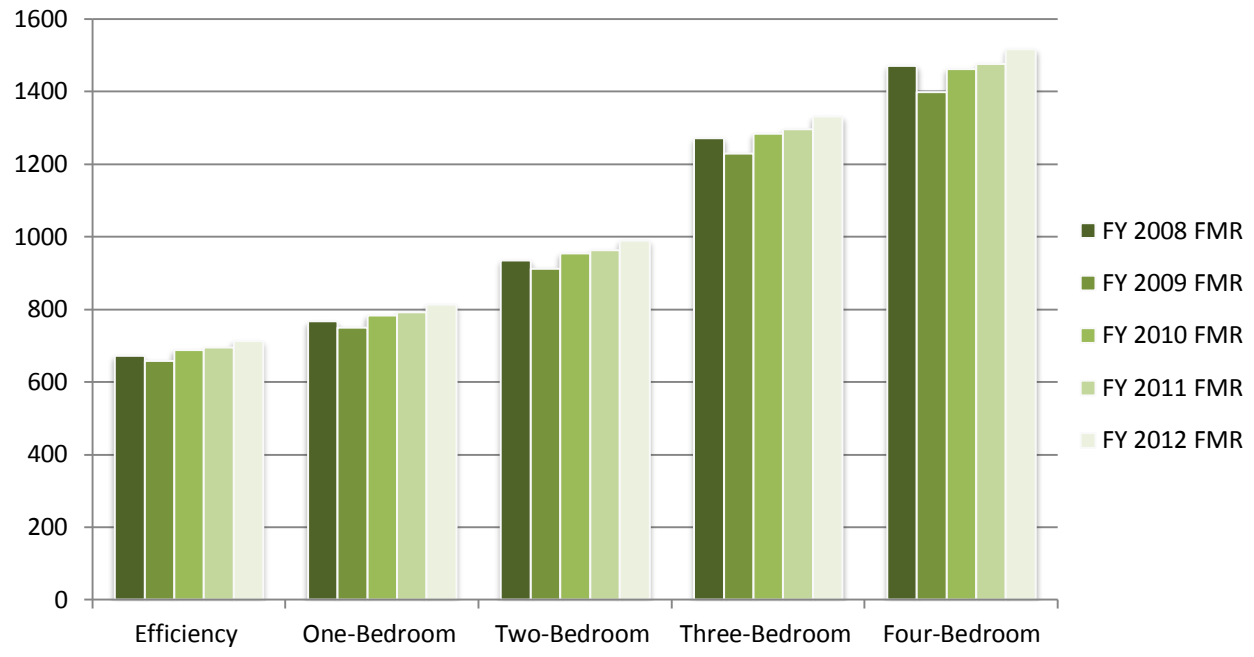

Created by: Travis County HHS/VS, CDBG Office, 2012
Source data: HUD USER (U.S. Department of Housing and Urban Development, Office of Policy Development and Research), 2011

American Community Survey data confirm that actual rent costs in Travis County are rising. Between 2006 and 2010, median contract rent rose 12%, from $677 to $761.[vi] The Austin area also has high occupancy rate—at the end of 2011 they were 91% for Travis County.[vii] These conditions create a tight rental market, especially for those seeking more affordable housing.

Owners are in the slight majority in Travis County's housing market (51% of occupied housing units are owner occupied, 49% are renter occupied).[viii] This owner-occupancy rate is lower than that of the state (64%) and that of the nation (65%).[ix] Although owner costs skew higher than renter costs,[x] renter

[vi] U.S. Census Bureau, 2006 and 2010 American Community Survey 1-Year Estimates, Travis County, B25058. Median Contract Rent (dollars) - Universe: Renter-Occupied Housing Units Paying Cash Rent, accessed November 29, 2011, http://factfinder2.gov.
[vii] U.S. Census Bureau, 2010 American Community Survey 1-Year Estimates, Travis County, B25002. Occupancy Status - Universe: Housing Units, accessed November 29, 2011, http://factfinder2.census.gov/.
[viii] U.S. Census Bureau, 2010 American Community Survey 1-Year Estimates, Travis County, B25003. Tenure - Universe: Occupied Housing Units, accessed November 29, 2011, http://factfinder2.census.gov/.
[ix] Ibid.
[x] U.S. Census Bureau, 2010 American Community Survey 1-Year Estimates, Travis County, B25058. Median Contract Rent (dollars) - Universe: Renter-Occupied Housing Units Paying Cash Rent, and B25088. Median Selected Monthly Owner Costs (dollars) by Mortgage Status - Universe: Owner-Occupied Housing Units, accessed November 29, 2011, http://factfinder2.census.gov/.

incomes tend to be lower than owner incomes. The difference is striking: Travis County's owner-occupied median household income is $80,235, while the renter-occupied median household income is $32,134.[xi]

A large percentage of both renters and owners in Travis County experience a housing cost burden, which is defined as spending 30% or more of household income on housing costs (spending 50% or more constitutes a severe cost burden).[xii] However, the percentage of households that are cost burdened is much higher among renters than owners, as illustrated in the following chart: 54% of renter households in Travis County spend 30% or more of their income on rent, and 29% of them spend at least half of their income on rent.[xiii] Comparatively, 29% of owner households spend 30% or more of their income on housing costs and 11% spend at least half.[xiv]

[xi] U.S. Census Bureau, 2010 American Community Survey 1-Year Estimates, Travis County, B25119. Median Household Income the Past 12 Months (in 2010 inflation-adjusted dollars) by Tenure - Universe: Occupied Housing Units, accessed November 29, 2011, http://factfinder2.census.gov/.

[xii] "Rental Housing Assistance - The Worsening Crisis: A Report to Congress on Worst Case Housing Needs," U.S. Department of Housing and Urban Development, March 2000, accessed November 2009, http://www.huduser.org/publications/affhsg/worstcase00/app_b.html.

[xiii] U.S. Census Bureau, 2010 American Community Survey 1-Year Estimates, Travis County, B25070. Gross Rent as a Percentage of Household Income in the past 12 Months - Universe: Renter-Occupied Housing Units, accessed November 29, 2011, http://factfinder2.census.gov/.

[xiv] U.S. Census Bureau, 2010 American Community Survey 1-Year Estimates, Travis County, B25091. Mortgage Status by Selected Monthly Owner Costs as a percentage of Household Income in the Past 12 Months - Universe: Owner-Occupied Housing Units, accessed November 29, 2011, http://factfinder2.census.gov/.

Figure 25: Percent of Household Income Spent on Housing Costs (Travis County, 2010)

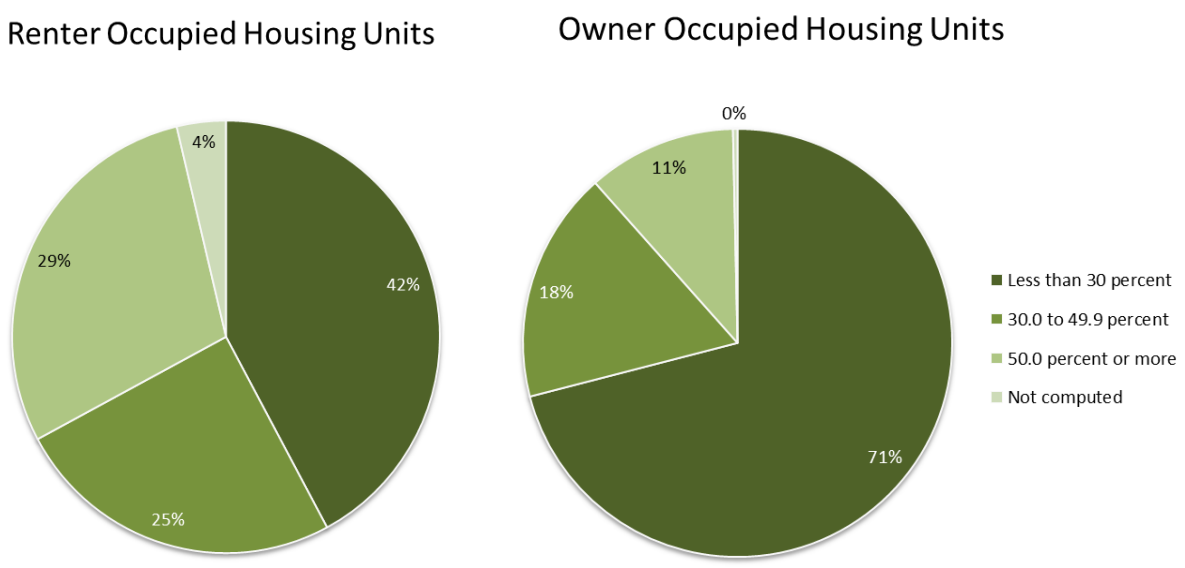

Created by: Travis County HHS/VS, CDBG Office, 2012.
Source data: U.S. Census Bureau, 2010 American Community Survey 1-Year Estimates.

In total, close to 166,000 of households in Travis County experience a housing cost burden; for approximately 80,000 of those households, it is a severe housing cost burden.[xv]

Foreclosures

Foreclosure trends have received increasing attention during the recent economic recession, as many owners face challenges paying their monthly mortgage costs. Foreclosure trends are complex and cannot stand alone as an accurate proxy measure for housing affordability, but the trend does reflect a certain amount of risk in the community. Foreclosure trends demonstrate an approximation of households on the threshold of losing their housing stability. In Travis County, between 2007 and

[xv] U.S. Census Bureau, 2010 American Community Survey 1-Year Estimates, Travis County, B25070. Gross Rent as a Percentage of Household Income in the Past 12 Months- Universe: Renter-Occupied Housing Units, and B25091. Mortgage Status by Selected Monthly Costs as a Percentage of Household Income in the Past 12 Months - Universe: Owner-Occupied Housing Units, accessed November 29, 2011, http://factfinder2.census.gov/.

2010, foreclosure postings[xvi] nearly doubled, increasing from 2,582 postings in 2007 to 5,121 postings in 2010.[xvii] The population in Travis County grew at a much slower rate for this same period of time, only increasing by 53,789 (about 5.5%) over the three years.[xviii] Data for 2011 shows that the total number of foreclosures in 2011 was lower than in either 2010 or 2009, although the annual number of foreclosures remains significantly higher than pre-recession totals.

Figure 26: Number of Foreclosure Postings, Travis County 2007-2011

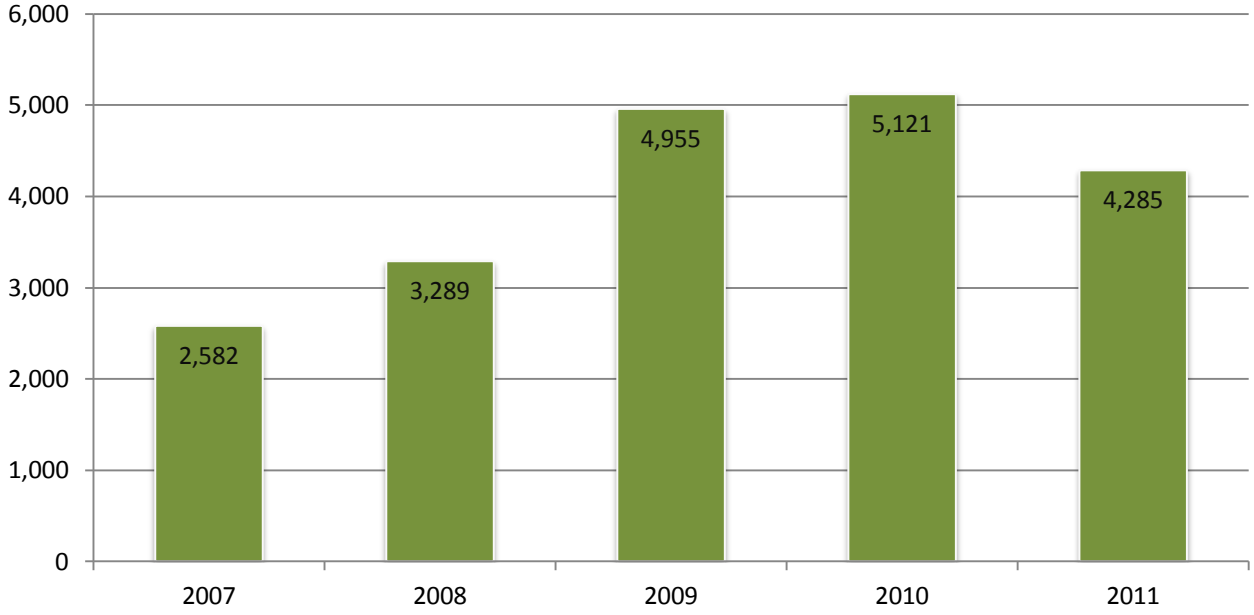

Note: Annual totals reflect properties posted for auction (i.e. indicates pre-foreclosure status and a risk of foreclosure). A foreclosure posting may or may not result in an actual foreclosure. The same property may be posted multiple times over a series of months or years. Therefore, with the intention of providing a more accurate depiction of foreclosure activity, duplicates have been ommitted for each year of data. The foreclosure data reported in the PY11-13 CDBG Consolidated Plan does include duplicated properties and therefore the number appears higher than the data reported here, however the overall trends stay the same regardless of whether duplicate properties are included or not.

Created by: Travis County HHS/VS, CDBG Office, 2012
Source data: Lyndon B. Johnson School of Public Affairs at the University of Texas at Austin, 2006-2008 foreclosure data set (original data source: Foreclosure Listing Service, Inc.); Foreclosure Listing Service, Inc., 2009-2011 foreclosure data set.

[xvi] This number reflects properties posted for auction (posted for auction indicates pre-foreclosure status, and reflects a risk of foreclosure). A foreclosure posting may or may not result in an actual foreclosure. The same property may be included in the list for foreclosure auction multiple times over a series of months or even years. Therefore some duplication does exist within these foreclosure postings annual totals; duplicate postings would indicate households finding themselves at risk of foreclosure multiple times. Due to this repetition in the data, duplicate listings within each year have been removed to provide a more accurate count of foreclosures within a given year.

[xvii] Lyndon B. Johnson School of Public Affairs at the University of Texas at Austin, 2006-2008 foreclosure data set (original data source: Foreclosure Listing Service, Inc.); Foreclosure Listing Service, Inc., 2009, 2010 and 2011 foreclosure data sets.

[xviii] "Population," The Real Estate Center at Texas A&M University, accessed January 20, 2012, http://recenter.tamu.edu/data/ and 2010 Data: U.S. Census Bureau, 2010 Decennial Census, Travis County, Total Population, accessed January 20, 2012, http://2010.census.gov/2010census.

CDBG HOUSING INVESTMENTS

The Travis County CDBG program has supported projects that seek to preserve and expand the supply of decent affordable housing units. As a part of the PY11 – PY13 Consolidated Plan, goals are set to address Homeowner and Renter goals, which direct annual investments. The following figures outline the goals included in the three year Strategic Plan.

Figure 27: Priority Housing Needs Summary Table, Owner Households

	Percent of Households	Number of Households [xix]	Priority Need	Goals			
				Carryover from previous years	PY 2011	PY 2012	PY 2013
Very Low Income Household	84%	1,782	High	10	3	3	3
Low Income Household	72%	1,618	High	27	3	3	3
Moderate Income Household	56%	2,451	Medium	52	1	6	1

[xix] The number of households with a housing need was calculated based on the total number of households with a housing problem. Because this number was only available for all of Travis County, in order to estimate the need for the unincorporated areas alone, the total number of owner households with a housing problem at each income level was multiplied by the approximate percentage of population in Travis County that lives in the unincorporated area (17 percent.)

Figure 28: Priority Housing Needs Summary Table, Renter Households

	Percent of Households	Number of Households [xx]	Priority Need	Goals			
				Carryover from previous years	PY 2011	PY 2012	PY 2013
Very Low Income Household	85%	5,736	Medium	0	0	0	0
Low Income Household	86%	4,374	Medium	0	0	0	0
Moderate Income Household	40%	2,706	Low	0	0	0	0

For PY12, CDBG is supporting the rehabilitation of single family homes, in addition to continuing to implement current projects from PY06-PY11 that are not yet complete. The following figures summarize the overall CDBG housing investments and impacts anticipated for PY12. These annual goals align with the three year goals outlined in the figures above.

Figure 29: Homebuyer Assistance Objectives*

Specific Objective	Source of Funds	Performance Indicator	Expected Number PY 2012	Investment
Increase the affordability of owner housing by providing homebuyer assistance to low to moderate income households.	CDBG	Number of Households to purchase homes.	30*	$785,000

*Includes carryover funding from previous years.

[xx] The number of households with a housing need was calculated based on the total number of households with a housing problem. Because this number was only available for all of Travis County, in order to estimate the need for the unincorporated areas alone, the total number of renter households with a housing problem at each income level was multiplied by the approximate percentage of population in Travis County that lives in the unincorporated area (17 percent.)

Figure 30: Home Repair Objectives*

Specific Objective	Source of Funds	Performance Indicator	Expected Number PY 2012	Investment
Improve the quality of owner housing through home rehabilitation.	CDBG	Number of Households receiving repairs.	39*	$1,120,096

*Includes carryover funding from previous years.

Figure 31: New Owner Occupied Units Objectives*

Specific Objective	Source of Funds	Performance Indicator	Expected Number PY 2012	Investment
Improve the affordability of decent housing by supporting the creation of single family homes through land acquisition to low to moderate income households.	CDBG	Number of Housing Units Created	2*	$1,081,000 (land acquired – 31 houses to be built by 2016)

*Includes carryover funding from previous years.

OVERVIEW OF HOUSING SERVICES SUPPORTED BY TRAVIS COUNTY

In addition to CDBG program administration, Travis County addresses the housing needs of its residents through diverse strategies that include the support of homeless and emergency shelters; transitional, public, assisted, and rental housing; first-time homebuyer programs and owner-occupied assistance programs. These services are either directly delivered by county departments, affiliate entities or by contracted not-for-profit agencies. The following chart is a visual representation of the different departments/affiliate entities of the County working on a variety of housing services.

Figure 32: Travis County Departments Providing Housing Services

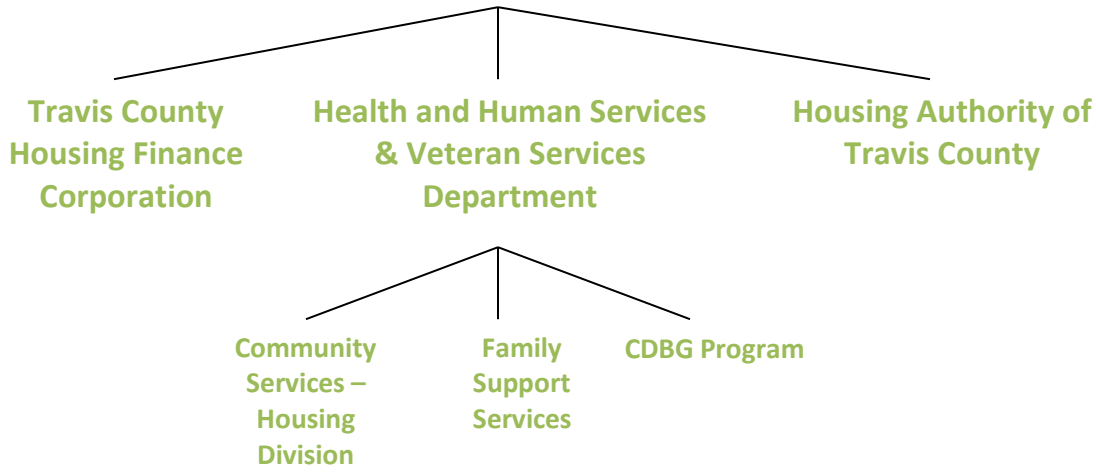

Travis County HHS/VS Housing Services

The Travis County Housing Services Division performs weatherization and home repairs on houses occupied by county residents to improve energy efficiency, the physical living conditions, and safety in these homes. Funding for services comes from the Texas Department of Housing and Community Affairs, and the Travis County General Fund.

Travis County HHS/VS Family Support Services Division

The Family Support Services (FSS) Division provides rent and mortgage assistance for 30-day housing stabilization as well as utility assistance. Funding for services comes from the Travis County General Fund, the Federal Emergency Management Agency (FEMA), the Comprehensive Energy Assistance

Program and a variety of local electric and gas utility providers.

Other Travis County HHS/VS Divisions

Other HHS/VS Divisions provide emergency rent or utility assistance on a smaller scale than FSS. These dollars are usually a part of a comprehensive case management program with strategic use of funds for families in need.

Travis County Housing Finance Corporation

Through the Travis County Housing Finance Corporation (TCHFC), Travis County is engaged in a number of efforts to foster and maintain affordable housing. The Corporation provides single-family home ownership (including down-payment assistance) opportunities to first-time homebuyers who meet certain income requirements. The Corporation also issues tax-exempt bonds to finance the construction or acquisition of multi-family apartments that must provide rental units to certain low and moderate-income families.

The TCHFC continues to collaborate with FSS to implement a Tenant Based Rental Assistance (TBRA) program funded through the Texas Department of Housing and Community Affairs to provide rental assistance and case management for up to 24 months for certain low income households.

The Housing Authority of Travis County

The Housing Authority of Travis County (HATC) manages three public housing sites, a Section 8 Housing Choice Voucher Program, three Shelter Plus Care Projects and a Lease-Purchase program.

The three public housing sites have a total of 105 housing units and are located within the City of Austin. Additionally, HATC manages 33 units of Senior Housing in Manor, and 16 duplex units in Del Valle. The Housing Authority's affiliated entity, Strategic Housing Finance Corporation, is the general partner in three tax credit multifamily properties, including 208 units of Senior Housing in Pflugerville, 70 units of senior housing in Austin, and a 192 unit family property in Austin.

The Shelter Plus Care projects provide rental assistance for homeless people with chronic disabilities in the Austin-Travis County area. The program utilizes integrated rental housing and flexible and intensive support services to promote community tenure and independence.

In the unincorporated areas, HATC administers the Section 8 Housing Choice Voucher Program, assisting very low income, disabled and elderly families or individuals. HATC also operates a Lease-

Purchase program, to provide homeownership opportunities for prospective homebuyers who can afford monthly mortgage payments, but do not have funds for a down payment and/or closing costs or the credit standing to qualify for a loan.

The CDBG program will continue to support HATC's efforts to provide homeownership and affordable housing opportunities to low-income residents. CDBG staff has worked with HATC staff to locate sites in the unincorporated areas that are appropriate for rehabilitation or development. Though no sites have been identified yet, staff will continue to work collaboratively to find opportunities to work together.

BARRIERS TO AFFORDABLE HOUSING

In the PY11 – PY13 Consolidated Plan, eight barriers to affordable housing were outlined. These barriers were identified through the needs assessment, housing market analysis, provider forum and surveys, consultations and public hearings contained within the Housing Market Analysis Section of the Consolidated Plan.

Lack of Funding for Affordable Housing

Funding for affordable housing requires many different products to achieve the desired affordability levels needed in a community. Funding mechanisms including the HOME Investment Program, tax credits, CDBG, FHA loans, and down-payment assistance – just to name a few – are key to increasing the affordable housing stock. Currently, Travis County does not receive a HOME formula allocation, which is a major funding source for many entitlement communities to develop affordable housing. Add to that shaky tax credit values, dwindling CDBG funds, and the tightened lending market, and one will find that developers of single family homes and multi-family housing have experienced difficulty maintaining previous development levels. It is traditionally these types of mechanisms that created the opportunity for affordable units and long term affordability. The reduction in access to funding along with a growing percentage of people with a cost burden and an ever widening gap of affordable rental units needed in the County, creates a significant barrier to affordable housing.

Land Costs

Land values in rural Travis County have steadily increased over the past decade. Though this trend has slowed with the decline of the housing market, land values in western Travis County remain strong enough to discourage the development of much-needed affordable housing.

Tight Credit Market

In the wake of the recession and collapse of the housing market, banks have significantly tightened credit requirements. While these tighter requirements were put in place to correct sub-prime lending practices that contributed to the foreclosure crisis, they also make it more difficult for some qualified buyers—particularly lower income homebuyers—to purchase a home or refinance an existing loan. This credit market also impacts a developer's ability to borrow funds to create rental housing. The Housing Market Study in the PY11-13 Consolidated Plan highlights the marked reduction in permits in Travis County, and points to the difficulty that developers are experiencing to create new market rate rental housing – much less affordable units.

Building Codes, Zoning Provisions, Growth Restrictions and Fees

Currently, Travis County does not have any building codes, zoning provisions or growth restrictions in the unincorporated areas. This is largely a function of state statutes that place significant limits on the authority of counties to regulate or restrict development. While less restrictions, codes and provisions initially increase affordable development, it also increases the likelihood for substandard housing and other unsuitable living conditions throughout the unincorporated areas.

Environmental Regulations

Several state and federal regulations exist to protect the environment including the Endangered Species Act, the National Pollutant Discharge Elimination System and the Wetland regulations. Texas state regulations exist for the installation of septic systems and for development over the Edwards Aquifer. These regulations may increase costs for development, affecting affordability especially in the Western parts of Travis County where endangered species habitat and the Edward Aquifer are located.

Other factors affecting affordability

Though housing affordability is traditionally evaluated by the percentage of income required for housing costs, policy makers and planners are increasingly considering the impact housing location has on the overall affordability for a household. This is a particularly useful framework for considering affordability in the unincorporated areas of Travis County, where housing prices may be lower but other factors may be considerably more expensive.

- **Transportation**

Transportation costs are a major component of household expenditures. Residents of the

unincorporated areas generally must travel farther for work, school and shopping, and have less access to public transit options. As a result, it is likely that residents of the unincorporated areas have higher transportation costs than residents of more densely developed urban neighborhoods.

- **Infrastructure**

Many parts of the unincorporated areas lack existing water and wastewater infrastructure and/or maintained roads. The costs of installing necessary infrastructure would make a property unaffordable to an individual or an affordable housing nonprofit developer.

- **Utility Costs**

The cost of utilities in the unincorporated areas varies, depending on the provider of the service in a given area. Based on input received through the social work program and public engagement, monthly utility bills often represent a burden to very low-income households.

PY12 Actions to Address Barriers

Over the next year, a mixture of investments, policy review and advocacy will occur to assist in reducing the barriers associated with affordable housing. More specifically, the CDBG program will provide homebuyer assistance to reduce the impact of the tightened credits market, home rehabilitation to offset the lack of building codes to address substandard housing, and refer low to moderate income households to utility assistance programs to offset the high cost of utilities. Planning efforts will include monitoring and/or participating in the CAMPO urban centers model which links transportation, housing and employment, working with other entities who are interested in developing affordable housing in the unincorporated areas and continuing to look for opportunities to invest in rental housing development and maximize grant funds. Finally, staff will monitor local, state or federal laws or bills that impact any of the aforementioned barriers and advocate reducing any impact to affordable housing development.

IMPEDIMENTS TO FAIR HOUSING CHOICE

HUD has a commitment to eliminate racial and ethnic segregation, physical and other barriers to persons with disabilities, and other discriminatory practices in the provision of housing. HUD extends the responsibility of affirmatively furthering fair housing to local jurisdictions through a variety of regulations and program requirements.

As an entitlement county receiving CDBG funds from HUD, Travis County must fulfill its fair housing

responsibilities by developing an Analysis of Impediments (AI) to Fair Housing Choice and by taking actions to overcome the identified impediments. Given the County's limited history administering the grant (since October 2006), the complexities of conducting a thorough analysis, and the limited staff resources, the CDBG office of Travis County developed a preliminary analysis to lay the foundation for a more comprehensive analysis to be conducted by a consultant.

The City of Austin conducted an Analysis of Impediments to Fair Housing Choice, published in February, 2005. Since much of the analysis conducted by the city used county level data, the impediments identified in this analysis can be expected to be true for other areas of the county, including the unincorporated areas. The identified impediments are the following:

- Lack of accessible housing to meet the need of the disabled community throughout the county
- Lack of affordable housing
- Discrimination of minorities in housing rental and sales market
- Misconception by property managers concerning family occupancy standards
- Predatory lending practices
- Disparity in lending practices
- Failure of mortgage lenders to offer products and services to very low income and minority census tracts people
- Insufficient financial literacy education
- Insufficient income to afford housing

In addition to the City of Austin's study, 2011-2013 Consolidated Plan allowed the County to lay the foundation for a robust AI with the key issues identified in the unincorporated areas which include population shifts, foreclosures, and lack of housing for specific populations.

Racial and Ethnic Concentrations

Analysis of racial and ethnic concentrations[xxi] using the most current Census data has begun to give a better picture of changes occurring in the county. There has been a significant shift of African American populations from within the City of Austin to the Eastern suburbs since 2000. There also appears to be an increase in the concentration of Hispanic population in unincorporated eastern Travis County. A key goal of the new Analysis of Impediments will be to determine the factors that are contributing to these shifts and the implications for fair housing in the unincorporated areas.

[xxi] Disproportionate concentration is defined as the percentage of a population in a given area that is at least ten percentage points higher than the percentage for that population for the County as a whole.

Racial, Ethnic and Low to Moderate Income Concentration by Block Group

The map below shows the areas of racial and ethnic concentration as well as qualified low and moderate income block groups. The majority of the block groups with a concentration of racial and ethnic minorities also have a concentration of low to moderate income households; therefore, the new AI will also include analysis of how these factors interconnect with one another.

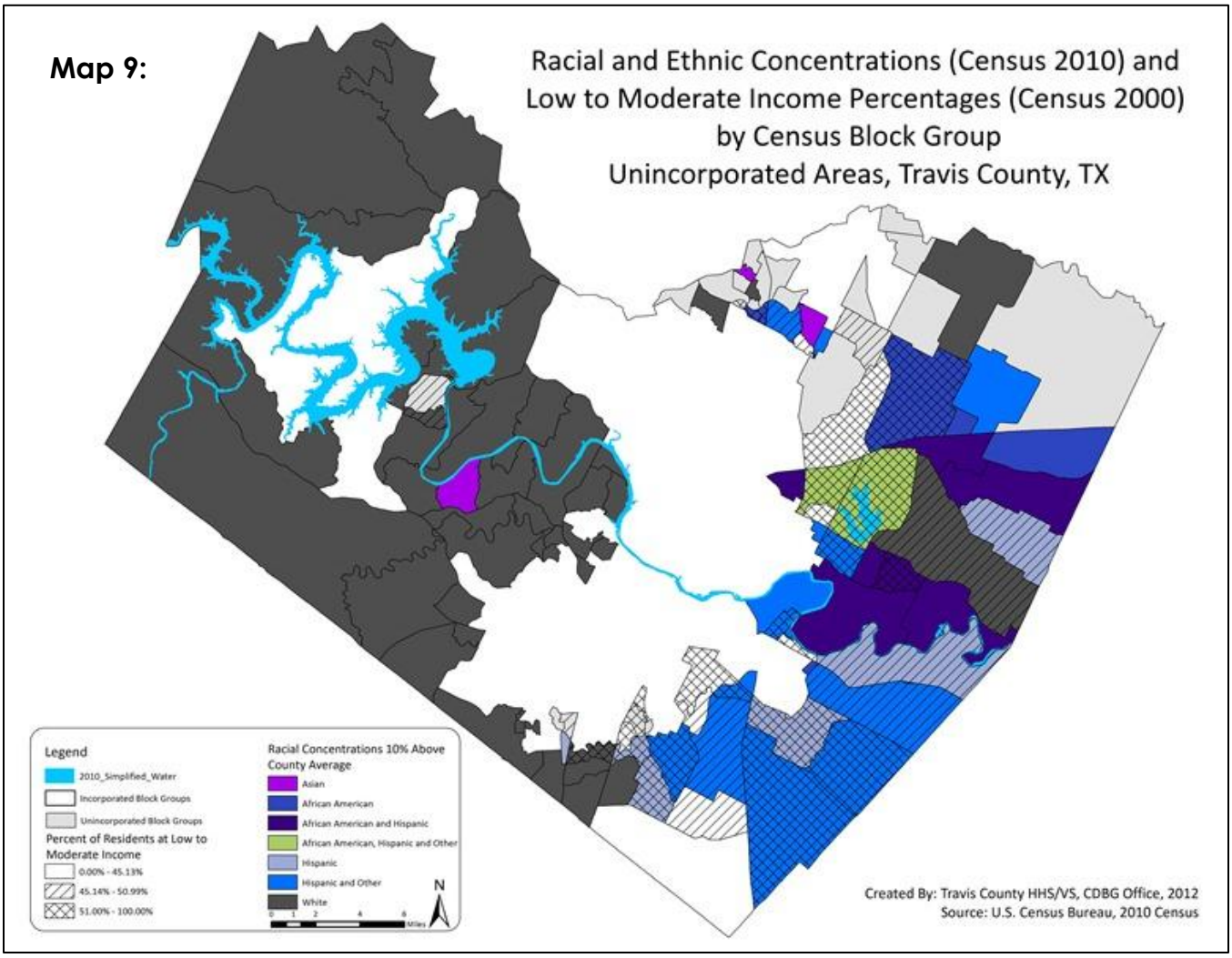

Actions During the Program Year

In May 2012, Travis County engaged the consulting firm Mullin & Lonergan to conduct an AI for the county. The AI is anticipated to be completed in October 2012.

In PY12, CDBG will fund Fair Housing Counseling for residents of the unincorporated areas and the village of Webberville. Furthermore, training to HHS/VS employees who interact with clients will occur

to ensure that staff know how to identify possible fair housing violations and how to report them. Outreach and education efforts to people living in the CDBG service area will also by conducted through a variety of strategies.

OVERVIEW OF HOMELESS CONDITIONS

The primary causes of homelessness in the U.S. are poverty and the lack of affordable housing. Some other major factors that can contribute to homelessness include: economic factors such as insufficient income or loss of employment, domestic violence, mental illness, and substance abuse. Homelessness can be short-term or long-term, or even a chronic condition.[xxii]

The 2011 Annual Homelessness Count[xxiii] provided a point-in-time snapshot of the Austin area homeless population, at a total of 2,342 homeless individuals, 57% of whom were sheltered (either emergency, transitional, or Safe Haven[xxiv]), and 43% of whom were unsheltered. Over one-quarter (28%) of the homeless population is comprised of individuals in households with dependent children, while more than two-thirds (72%) are individuals in households without dependent children. Less than 1% of the homeless population consists of individuals in households with only children (that is, young people who are unaccompanied by guardians).[xxv] The following chart provides additional detail by shelter and household type on the 2011 annual homelessness count.

[xxii] "What Causes Homelessness?" Austin/Travis County Ending Community Homelessness Coalition (ECHO), accessed November 28, 2011, http://austinecho.org/index.html.

[xxiii] The Austin/Travis County homeless count was conducted on January 23, 2011. The final count resulted in increases over the prior year in most of the categories counted in the survey. The lower count reported in 2010 could have been due to a variety of factors including setting the rescheduled count date at the beginning of the month rather than the end, increased housing options in the community in 2010, and/or an undercount resulting from the lower number of volunteers available on the rescheduled date last year. In 2011, increases could have been due to increases in family size, more homeless individuals being entered into the Homeless Management Information System, and higher numbers of volunteers participating in the unsheltered count. Certain decreases in households with unaccompanied youth could be attributed to the day of the week being Sunday therefore making it difficult to distinguish between the different homeless populations due to the many activities.

[xxiv] Safe Haven is a HUD Supportive Housing Program that serves hard-to-reach homeless persons with severe mental illness and other debilitating behavioral conditions who are on the street and have been unable or unwilling to participate in housing or supportive services.
For more information see: http://www.hud.gov/offices/cpd/homeless/library/shp/index.cfm.

[xxv] "2011 ECHO Point In Time Homeless Count", received from Sam Woollard, Principal at Knox-Woollard Professional Management, email message to Morgan Chee, December 1, 2011.

Figure 33: Homeless Population by Shelter Type and Household Type Austin/Travis County Point-In-Time Homelessness Count, 2011

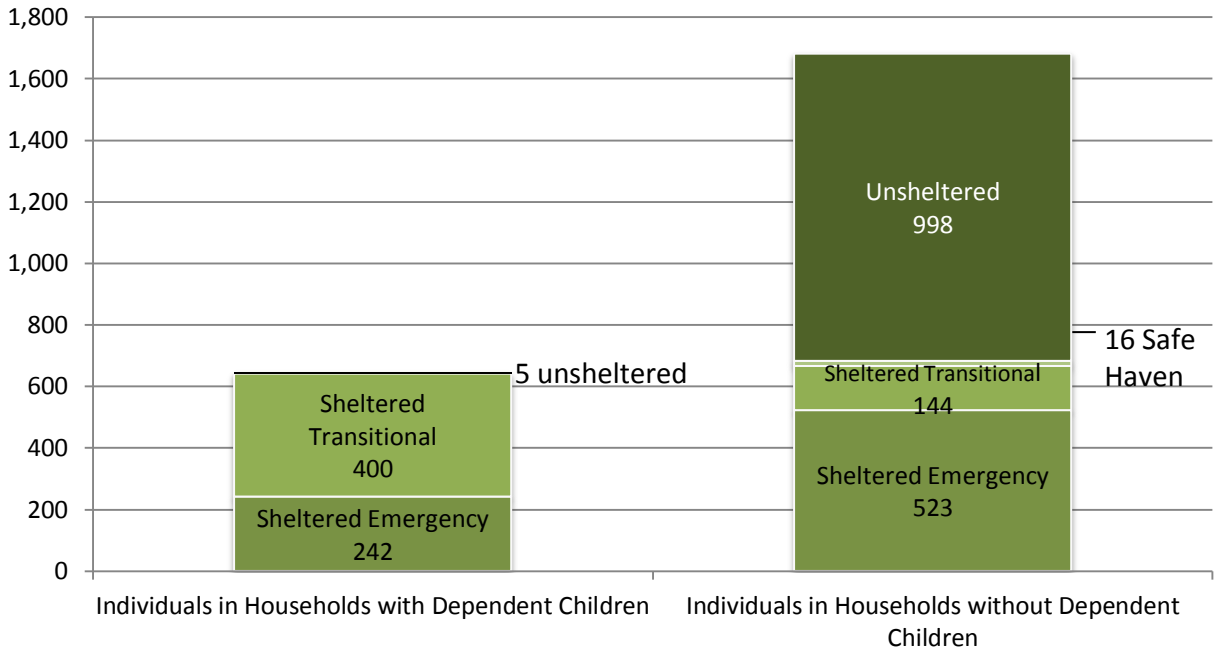

Created by: Travis County HHS/VS, CDBG Office, 2012.
Source Data: Ending Chronic Homelessness Coalition, 2011.

*Not pictured are 14 individuals in households with only children (unacompanied youth.) Thirteen individuals in this category were in emergency shelter and one was unsheltered.

The 2011 count also found that about one-fourth (539 or 23%) of the homeless population was chronically homeless.[xxvi] For the chronically homeless, "homeless" is defined as: "A person sleeping in a place not meant for human habitation (e.g. living on the streets, for example) OR living in a homeless emergency shelter[xxvii]." The following subpopulations[xxviii] were also counted: chronic substance abusers (562 or 24%), veterans (351 or 15%), victims of domestic violence (328 or 14%), people with severe mental illness (281 or 12%), people with HIV/AIDS (23 or less than 1%), and unaccompanied youth (23 or less than 1%).[xxix] The coexistence of two or more of these issues for many homeless individuals is

[xxvi] The federal definition of chronic homelessness used by the U.S. Department of Housing and Urban Development defines a chronically homeless person as: "Either (1) an unaccompanied homeless individual with a disabling condition who has been continuously homeless for a year or more, OR (2) an unaccompanied individual with a disabling condition who has had at least four episodes of homelessness in the past three years."

[xxvii] *Defining Chronic Homelessness: A Technical Guide for HUD Programs*, published September 2007 by the U.S. Department of Housing and Urban Development.

[xxviii] Subpopulations refer only to adults and unaccompanied youth (not dependent children).

[xxix] Ibid.

part of what makes homelessness a very complex issue to address, requiring a spectrum of services and interventions.

It should also be noted that there are individuals without permanent housing who do not fall within traditional definitions of homelessness and who may not be included in the point-in-time count (for example, families who have lost their homes but are residing with friends or relatives). Therefore the point-in-time number shows us a snapshot of the community, but may not demonstrate the full picture of its homelessness needs.

Planning Efforts to End Homelessness (ECHO)

Travis County is a member of the Ending Community Homelessness Coalition (ECHO) whose mission is to identify specific strategies and oversee ongoing planning and implementation of a plan to end chronic homelessness in Austin and Travis County. ECHO's *The Plan to End Community Homelessness in Austin-Travis County*, outlines a model of a homeless services continuum, intended to address the spectrum of needs that a person can experience from immediate risk of becoming homeless to being chronically homeless.

Over the next year, CDBG staff will participate in ECHO committees to assist in selection of projects for the Continuum of Care grant, point-in-time count and other planning functions to advocate for homeless needs identified in the unincorporated areas of the county. CDBG staff will also continue to provide support to ECHO committees in developing outreach and education strategies to address homelessness in the unincorporated areas.

In addition to participating in ECHO's planning efforts to end homelessness, the expansion of the FSS Social Work project has provided CDBG staff an opportunity to learn more about pockets of homelessness in the unincorporated areas of the county. CDBG staff has shared this knowledge with ECHO, forwarding them information on new areas for inclusion in the annual point-in-time count.

HUD Continuum of CARE (CoC) Funding

Continuum of Care is a funding mechanism by which HUD awards national competition grants for the Supportive Housing Program (SHP), Shelter Plus Care (S+C) and the Section 8 Moderate Rehabilitation Single-Room Occupancy (SRO) Program to states, localities and non-profits organizations.

The SHP program provides funding for the development of transitional housing for homeless individuals with disabilities. The S+C program provides rental assistance for homeless people with

chronic disabilities (usually severe mental illness, HIV/AIDS, and chronic drug and/or alcohol dependency). All grantees are required to match their federal funding for rental assistance with equal funding for supportive services. The SRO program provides project-based rent subsidies for occupants of single-room occupancy facilities that have undergone moderate rehabilitation.

The Austin/Travis County received approximately $4.2 million in HUD Continuum of Care (CoC) funding for 2012. Part of the funding will focus on projects that qualify as part of the SHP program while the other part will target projects under the S+C programs. Additionally, the CoC received a Samaritan bonus to increase funds for permanent supportive housing.

Homeless Services

During the 2012 program year, Travis County will not target the use of CDBG funds toward homeless efforts. During calendar year 2012, Travis County is investing general fund dollars in contracts with social service providers that serve the homeless in conjunction with the Austin/Travis County ESG grant administration and the Austin/Travis County Plan to End Chronic Homelessness. Staff will review the investments of general fund dollars in the homelessness issue area and advocate that investments increase or remain at the current level of funding.

Homelessness Prevention

A variety of homeless prevention efforts are made through the Travis County General Fund and other grant sources. HHS/VS invests directly through its Family Support Services (FSS) division to address housing stability issues including rent, mortgage and utility assistance. Annually, FSS provides homeless prevention services funded through the General Fund and grant assistance dollars. For PY2012, purchased service investments with non-profits will continue as well as the County's direct services.

Discharge Coordination Policy[xxx]

In 1994, the Federal Interagency Council on Homelessness identified inadequate discharge planning as a significant factor contributing to homelessness among persons with mental illnesses and/or substance use disorders.

In 2004, the Ten Year Plan to End Chronic Homelessness was created, reaching across systems lines to

[xxx] This section is excerpted from the Austin Travis County Reentry Roundtable and ECHO Transition Planning Overview File. Accessible at http://www.reentryroundtable.net.

engage the criminal justice system because of a HUD requirement that a key component of the plan needed to include strategies around preventing homelessness and that included discharge planning from public institutions including jails/correctional settings.[xxxi]

In 2010, ECHO developed a full community plan to end homelessness in our community and once again included in the plan working towards development of agreements with criminal justice systems to ensure that persons would not be released into homelessness.[xxxii] The Austin/Travis County Reentry Roundtable (A/TCRRT) and Ending Community Homeless Organization (ECHO) entered a partnership in the fall of 2011 to launch an initiative to examine the current transitional planning processes/practices for homeless persons leaving local correctional settings. This initiative will engage cross-systems stakeholders from both correctional settings as well as local service providers to help identify recommendations for how these processes/practices can be enhanced to help prevent homelessness in the community.

The initiative launched in December 2011 with initial engagement of key stakeholders. Final recommendations are projected to occur by June 2012 with a final summary report issued in July, 2012. The goal of the project is to develop recommendations for enhancing transitional planning protocols for homeless persons leaving local correctional settings including the Travis County Jail and TDCJ-Travis Unit (Travis State Jail).

HOME/AMERICAN DREAM DOWN PAYMENT INITIATIVE

Travis County does not receive HOME or ADDI funds at this time.

EMERGENCY SHELTER GRANT (ESG)

Travis County does not receive Emergency Shelter Grant funds at this time.

[xxxi] *Plan to End Chronic Homelessness in Austin/Travis County*, December 2004; www.caction.org/homeless/ECHO/ChronicHomelessnessPlan.pdf
[xxxii] ECHO, *The Plan to End Chronic Homelessness in Austin/Travis County;* 2010; www.austinecho.org/communityplan

SECTION III: NON-HOUSING COMMUNITY DEVELOPMENT AND OTHER ACTIONS

OVERVIEW OF NON-HOUSING COMMUNITY DEVELOPMENT NEEDS

Neighborhood Infrastructure

Public Engagement efforts with residents of Travis County consistently reveal a high need for community infrastructure implementation or improvements.

Water and Wastewater

For low- and moderate-income residents of the unincorporated areas, paying for a water connection may be a significant financial burden. From 2006 through 2011, the Travis County CDBG office has received public requests for water infrastructure projects that taken together would cost $16,000,000 to implement and requests for wastewater infrastructure projects that would cost a total of $8,000,000 to implement. A higher percentage of water/wastewater requests have come from neighborhoods on the eastern side of the county.

Roads

There are approximately 400 miles of roadway in unincorporated areas that are not on the County maintained system and of those about 100 miles have been requested for acceptance at some point in the past.

From 2006 through 2011, 90% of the roadway improvement project requests submitted to the CDBG office were located in western Travis County, and predominantly in Precinct Three. The total estimated cost for all requests for roadway projects is approximately $18,000,000.

Parks and Public Facilities

The Travis County park system includes approximately 11,000 acres of land. A higher percentage of park land is located on the western side of the county. While eastern Travis County currently has less

park acreage than western parts of the county, the need for additional recreational areas in the eastern parts of the county is likely to only grow.

Hazard Mitigation

Floods are the most likely significant natural hazard to occur in Travis County. The 100-Year Floodplain for Travis County encompasses 14.7% of land in the county.

Transportation

The Capital Metropolitan Transportation Authority (Capital Metro) is the regional provider of transit services in Travis County. Non-urbanized areas of Travis County may be served by the Capital Area Rural Transportation System (CARTS). Most of the unincorporated areas of Travis County are low-density, non-urban areas and are not served by Capital Metro, but are served by CARTS.

Based on public input received throughout the life of the Travis County CDBG Program, lack of transportation is an ongoing concern for low-income residents of the unincorporated areas. As CDBG moves forward with the consideration of future housing development, the Centers Concept, developed by CAMPO, will be a factor in determining location. The Department also provides funding to expand transportation services for specific areas in the County such as Del Valle. The Program will look to options to expand this type of targeted investment to assist with expansion of transportation.

Public Services

Travis County Health and Human Services & Veterans Service Department (TCHHS/VS) annually invests in social services for residents of Travis County, both through direct service provision and through contracts with community based organizations. Less than 9% of the total funded services are being provided to the unincorporated areas of the county – a significant underrepresentation since the unincorporated areas of the county make up about 17% of the total population.

OVERVIEW OF NON-HOUSING COMMUNITY DEVELOPMENT ACTIVIES SUPPORTED BY TRAVIS COUNTY

In addition to CDBG program administration, Travis County addresses the non-housing community development needs of its residents through diverse strategies that include the support of street improvements; maintenance of county roads; hazard mitigation; parks and facilities, and social service

contract investments. These services are either directly delivered by county departments, affiliate entities or by contracted not-for-profit agencies.

Social Service Contract Investments

HHS/VS contracts annually with over 40 non-profits in the form of social service contracts. During the 2012 program year, approximately $8.6 will be invested through social service contracts. In addition, during the 2012 program year HHS/VS will provide approximately $16.6 million in direct public services.

Infrastructure Investments

In addition to CDBG investments, the County's infrastructure department, Transportation and Natural Resources, conducts community development activities in the form of public parks, bridge and drainage projects, storm water management, road maintenance, on-site sewage facilities, transportation planning, and various other projects, totaling approximately $50 million.

NON-HOUSING COMMUNITY DEVELOPMENT INVESTMENTS

Public Engagement efforts with residents of Travis County revealed a high need for community infrastructure implementation or improvements. Over the past six years, residents of Precincts 1, 3, and 4 have consistently conveyed the need for water and wastewater systems in their communities. Particularly in economically disenfranchised areas, residents communicated that they lacked access to running water, had wells running dry, and were without infrastructure and/or funding to access the area water utility. In addition, comments made at public hearings expressed the need for road improvements and repairs, and utility infrastructure.

Based on the recurring community needs focused on improved infrastructure and access to water, the Travis County CDBG program has supported projects that seek to improve and expand infrastructure and public services. Non-Housing Community Development projects include infrastructure, public facilities and public service projects. As a part of the PY11 – PY13 Consolidated Plan, goals were set to address Non-Housing Community Development goals which direct annual investments. Figure 27 outlines the goals included in the three-year Strategic Plan.

Figure 34: Non-Housing Community Development Goals

	Needs	Gap	Priority Need	Goals		
				PY 2011	PY 2012	PY 2013
Infrastructure	$26,000,000	$26,000,000	High	$145,000	$326,598	$380,000
Community Services*	$3,000,000	$3,000,000	High	$118,500	$134,451	$118,500
Public Buildings & Facilities	$15,000,000	$15,000,000	Medium	$0	$0	$0
Business & Jobs	$2,000,000	$2,000,000	Medium	$0	$0	$0

*Includes expanding service to Populations with Specialized Needs/Services

For PY12, CDBG is supporting the improvement to sections of substandard roads in the Lake Oak Estates neighborhood and the expansion of social work and fair housing services in the unincorporated areas. The figures below summarize the overall CDBG non-housing community development investments and impacts anticipated for PY12. These annual goals align with the three year goals outlined in the figure above.

Figure 35: Street Improvement Objectives

Specific Objective	Source of Funds	Performance Indicator	Expected Number PY 2012	Investment
Improve the quality of public improvements for lower income persons by environment by improving substandard roads.	CDBG	Number of people who will benefit from improved road.	126	$326,598

Figure 36: Social Services Expansion Objectives

Specific Objective	Source of Funds	Performance Indicator	Expected Number PY 2012	Investment
Improve the availability of services to low/mod income persons through program expansion.	CDBG	Number of people assisted with expanded access to a service.	400	$106,000

Figure 37: Fair Housing Objectives

Specific Objective	Source of Funds	Performance Indicator	Expected Number PY 2012	Investment
Improve access to decent housing for protected groups	CDBG	Number of people receiving services	35	$28,451

ANTI-POVERTY STRATEGY

Overview of Community Conditions[xxxiii]

Travis County has experienced notable population growth over the past decade and a half. The overall population growth rate has increased 20% since 2000 and 70% since 1990. The number of people in poverty has increased steadily from 1990, while the overall poverty rate fluctuated from 16% in 1990, went down to 13% in 2000, and returned to 15% in the 2005-2009 dataset. Children consistently have the highest poverty rate (21% in current data set) across sub-groups. [xxxiv]

[xxxiii] This section is excerpted from the Travis County Health and Human Services, Research and Planning Division's "Focus on Poverty in Travis County: Snapshot from the American Community Survey 5-Year Estimates 2005-2009" Report. The full report is accessible at http://www.co.travis.tx.us/health_human_services/research_planning/documents_ACS.asp.

[xxxiv] All data from the 2005-2009 American Community Survey 5-Year Estimates unless otherwise noted.

Who is most likely to live in poverty in Travis County?

Exploring poverty status by sex, age, race and Hispanic origin, nativity, language spoken, household type, educational attainment, work experience, and employment status, the following groups[xxxv] have a poverty rate greater than the Travis County poverty rate of 15%:

- Female-headed households with children, no husband present (36%)
- Young adults 18 to 24 years of age (34%)
- Individuals who are unemployed (33%)
- Female-headed households, no husband present (29%)
- Individuals with less than a high school education (27%)
- Foreign born non-citizens (25%)
- Individuals who are not in the labor force (25%)
- Individuals who did not work in the previous 12 months (25%)
- Children under five years of age (24%)
- Black/African Americans (23%)
- Hispanic/Latinos (23%)
- Spanish speakers (23%)
- Individuals who worked part-time or part-year (22%)
- Male-headed households with children, no wife present (21%)
- Children 5 to 17 years of age (19%)
- Non-family households, female householder (18%)
- Females (17%)

Hispanic/Latino children under age 18 make up a significant share of the Travis County population living in poverty. Hispanic/Latino and Black/African American children under five years of age have some of the highest poverty rates in Travis County, 37% and 44% respectively.

Where is poverty prevalent in Travis County?

Areas along the I-35 corridor and areas east of I-35 generally have higher percentages of individuals living in poverty. This distribution is similar to 2000, although the 2005-2009 data set suggests that the population in poverty is spreading out from the I-35 corridor.

[xxxv] Only single variables are included below; the report also considers some variables in combination.

Overview of Anti-Poverty Strategies Supported by Travis County

Travis County's lead agency for administering CDBG funds is the Health and Human Services & Veterans Service Department, whose mission is "to work in partnership with the community to promote full development of individual, family, neighborhood, and community potential." The vision of HHS/VS is "optimizing self-sufficiency for families and individuals in safe and healthy communities." Both the mission and vision of HHS/VS are essentially aimed at preventing and ameliorating conditions of poverty in Travis County.

Travis County operates a number of anti-poverty programs that assist individuals and families on multiple fronts in transitioning from crisis to self-sufficiency. The County carries out its anti-poverty programs both through the direct delivery of services managed by HHS/VS and by purchasing services from private and not-for-profit agencies in the community. In addition to the provision of direct services, Travis County continually assesses the poverty and basic needs of county residents, works with stakeholders in facilitating anti-poverty efforts, and supports public policy initiatives that prevent and ameliorate conditions of poverty.

Furthermore, CDBG is funding a social work program to assist residents of the CDBG service area, which anticipates serving 400 people during PY12. As identified in the needs assessment conducted in the PY11- 13 Consolidated Plan, of the current social service contract investments made by the Department, less than 9% of the services are being provided to persons living in the unincorporated areas, while 17% of the population lives in these areas. This program's aim is to address the disparity of social service contract provision in the unincorporated areas.

Finally, over the next year, CDBG staff intends to review investments and participate in planning efforts to address poverty to advocate for services in the unincorporated areas.

POPULATIONS WITH SPECIALIZED NEEDS

HUD identifies non-homeless populations with specialized needs as elderly, frail elderly, those with severe mental illness, the developmentally disabled, the physically disabled, persons with alcohol and other drug addictions, victims of domestic violence, and persons living with HIV/AIDS. Over the three-year strategic direction of the 2011-2013 Consolidated Plan, no specific goals for CDBG are targeted to address these populations.

Travis County's HHS/VS provides services to populations with specialized needs through direct services as well as social service contracts and inter-local agreements with other governmental organizations. Travis County HHS/VS invests in different programs to address public health, substance abuse, indigent health, and mental health needs. Additionally, CDBG funded programs will be marketed to populations with specialized needs and services to ensure inclusion and improve access.

Services for Elderly & Frail Elderly

Travis County funds services through social service contract investments. Services provided include in-home care services, bill payer services, meals, and case management. In-home services include assistance with personal hygiene tasks as well as housekeeping, while bill payer services include assistance with finances and money management. Meals include hot meal delivery and 2nd meal assistance.

Services for Persons with Physical Disabilities or Developmental Delays

Travis County funds services for persons with physical disabilities and developmental delays through social service contract investments. Services center around employment and job-readiness, case management, early childhood intervention, basic needs assistance, and social/recreational opportunities.

Services for Victims of Domestic Violence

Travis County funds services for persons experiencing abuse, neglect, domestic violence, and sexual assault through social service contract investments. Services center around advocacy, crisis management, emergency shelter, transitional housing, and counseling.

Services for Persons Living with HIV/AIDS

Travis County funds services for persons living with HIV/AIDS through social service contract investments. Services center around advocacy, crisis management, emergency shelter, transitional housing, counseling, case management, primary medical care retention, client advocacy, medication adherence assistance, food bank assistance, nutritional counseling, home health, prevention, and support groups.

Additionally, Travis County provides other services through health and public health inter-local agreements.

LEAD-BASED PAINT

According to Census data, 161,762 or 39% of the housing units in Travis County were built prior to 1980, and therefore at risk of containing lead based paint.[xxxvi] Most of these older housing units in Travis County are located within city or town limits. The highest concentrations of housing stock built before 1980 are located in City of Austin with the exception of a few block groups in southern Travis County.

Figure 38: Travis County Housing Units, by Year Structure Built

Year Built	Number of Units
Built 2005 or later	24,812
Built 2000 to 2004	62,183
Built 1990 to 1999	78,206
Built 1980 to 1989	89,079
Built 1970 to 1979	79,427
Built 1960 to 1969	36,260
Built 1950 to 1959	23,167
Built 1940 to 1949	12,032
Built 1939 or earlier	10,876
Total	416,042

Source: U.S. Census Bureau, 2005-2009 American Community Survey

Activities supported with Travis County CDBG funds must be in full compliance with the Lead Safe

[xxxvi] U.S. Census Bureau, B25034, 2005-2009 American Community Survey 5-Year Estimates, http://factfinder.census.gov/ (accessed March 22, 2011).

Housing Rule (24 CFR Part 35) of the U.S. Department of Housing and Urban Development (HUD). The CDBG program has created guidelines to ensure that the necessary steps for notification, identification and treatment of Lead Based Paint are followed, for owner occupied rehabilitation projects, homebuyer assistance projects and other projects as appropriate.

Additionally HHS/VS Housing Services Division, which receives funds through State grant funds and the Travis County General Fund, provides limited lead-based paint remediation on houses built before 1978 where small holes in the wall or similar acts that could cause additional possible lead exposure are made.

SPECIFIC HOPWA OBJECTIVES

Travis County does not receive HOPWA funds at this time.

APPENDIX A:

ALTERNATE PROJECTS

ALTERNATE PROJECTS FOR PY12

Alternate Project #1: Homebuyer Assistance – up to $300,000

Project Description:

In an effort to make housing affordable to "first-time home purchasing" families whose annual household income is at or below 80 percent of the Area Median Income (AMI), the Travis County Affordable Housing Ownership Program will make Shared Appreciation Gap Financing and Down payment Assistance loans available. The project will be administered by a designated sub-recipient. All program income will be reinvested into the Homebuyers Assistance program.

Shared Appreciation Gap Financing:
Households earning 80% or less of the area median income may obtain funds (up to $30,000) to reduce the sales price to an amount affordable to the household. Actual assistance amount will be calculated based on actual family need. The loan is a 0 % interest, 30-year note with no required annual or monthly payments. Upon resale, refinancing, lease or other transfer of title, the loan must be repaid in full plus a percentage of the house's appreciation value.

Down Payment Assistance:
Households earning 80% or less of the area Median Family Income (MFI) may obtain funds ($8,000) to cover half of the required down payment and reasonable closing costs. The loan is a 0 % interest, 5 year-note with no required annual or monthly payments. The loan is forgiven at a pro-rata rate of 20% for each year of homeownership. The loan is fully forgiven at the end of 5 years. A minimum house hold investment of $500 is required.

All households who are interested in assistance are required to participate in a minimum of eight (8) hours of HUD-certified housing counseling.

Figure 1: Alternate Project 1 - General Project Information

CDBG Funding:	Up to $300,000
Leverage Funding:	To be determined
Program Delivery:	Designated sub-recipient
Program Oversight:	Travis County Health and Human Service and Veteran Services
Estimated Start/ Completion Date:	To be determined
Location:	Homes in the unincorporated areas of Travis County and the Village of Webberville

Figure 2: Alternate Project 1- Priority and Performance Measurement Information (HUD –prescribed)

Priority Need Category:	Homeownership	**Project:**	Homebuyer Assistance
Eligible Activity:	Direct Homeownership Assistance	**Outcome Category**	Availability/ Accessibility
Objective Category	Decent Housing	**Specific Objective**	Increase the affordability of owner housing
Citation	24 CFR 570.201 (n)	**Accomplishment**	10 Households
Eligibility	LMH	**Matrix Code**	13, Direct Home Ownership Assistance
Priority in the 2011-2013 Strategic Plan#	High	**Travis County HTE #:**	HCBG07

Alternate Project # 2: Home Rehabilitation – up to $200,000

Project Description

This project will fund minor home repair services for low and moderate income homeowners in the unincorporated areas of Travis County and the Village of Webberville, to move homes towards Housing Quality Standards. The program seeks to improve the energy efficiency, physical living conditions, and safety in owner-occupied homes. A 0% interest, forgivable 5-year loan up to $24,999 with no required annual or monthly payments is available. The loan is forgiven at a pro-rata rate of 20% for each year of home ownership. Examples of potential improvements include connections of houses to long-term viable sources of water (not part of a stand-alone infrastructure project), complementing weatherization services of other funding sources, septic tank repairs, and electrical and plumbing repairs. In the event that program income is created, it will be reinvested into the Home Rehabilitation project.

These funds are targeted to homeowners at or below 80% MFI in the CDBG service area. This project will be administered by a non-profit, designated as a sub-recipient, identified through a formal application.

Figure 3: Alternate Project 2 - General Project Information	
CDBG Funding:	Up to $200,000
Leverage Funding:	To be determined
Program Delivery:	Designated sub-recipient or Travis County Health and Human Service and Veterans Service
Program Oversight:	Travis County Health and Human Service and Veteran Services
Estimated Start/ Completion Date:	To be determined
Location:	Homes in the unincorporated areas of Travis County and the Village of Webberville

Figure 4: Alternate Project 2- Priority and Performance Measurement Information (HUD –prescribed)			
Priority Need Category:	Owner Occupied Housing	**Project:**	Rehabilitation of existing units
Eligible Activity:	Rehabilitation	**Outcome Category**	Availability/ Accessibility
Objective Category	Suitable Living Environment	**Specific Objective**	Improve the quality of owner housing
Citation	570.202	**Accomplishment**	8 Households
Eligibility	LMH	**Matrix Code**	14A, Rehabilitation, Single Unit Residential
Priority in the 2011-2013 Strategic Plan#	High	**Travis County HTE #:**	HCIG08

Alternate Project # 3: Las Lomitas Water Distribution – up to $480,000

Project Description

The Las Lomitas neighborhood is located in southeastern Travis County, in Precinct 4. The neighborhood lacks water lines and connections and water is currently being transported in by home owners and stored in tanks. The proposed project would fund the design, environmental clearance and construction of water lines for the benefit of the neighborhood. Additionally, households living at or below 80% of MFI will be eligible to receive service line connections as well as septic tank repair or installation.

The project would be broken up into multiple phases. The first phase would include: 1) environmental review and related regulatory permits; 2) design services; 3) land surveying services; 4) geo-technical services; 5) utility location and relocation coordination services. Subsequent phases may include, but are not limited to: 1) identification of issues relating to septic tanks and resulting repairs; 2) acquisition of right of way and easements; and 6) construction.

Currently, the neighborhood is conducting a primary survey to determine if it is eligible. This survey is anticipated to be complete in June. At present, there are 30 households at Las Lomitas, but the survey will provide additional information on the exact impact of the project as well as whether it is a low/mod neighborhood.

Figure 5: Las Lomitas Project Location

Las Lomitas Project Location

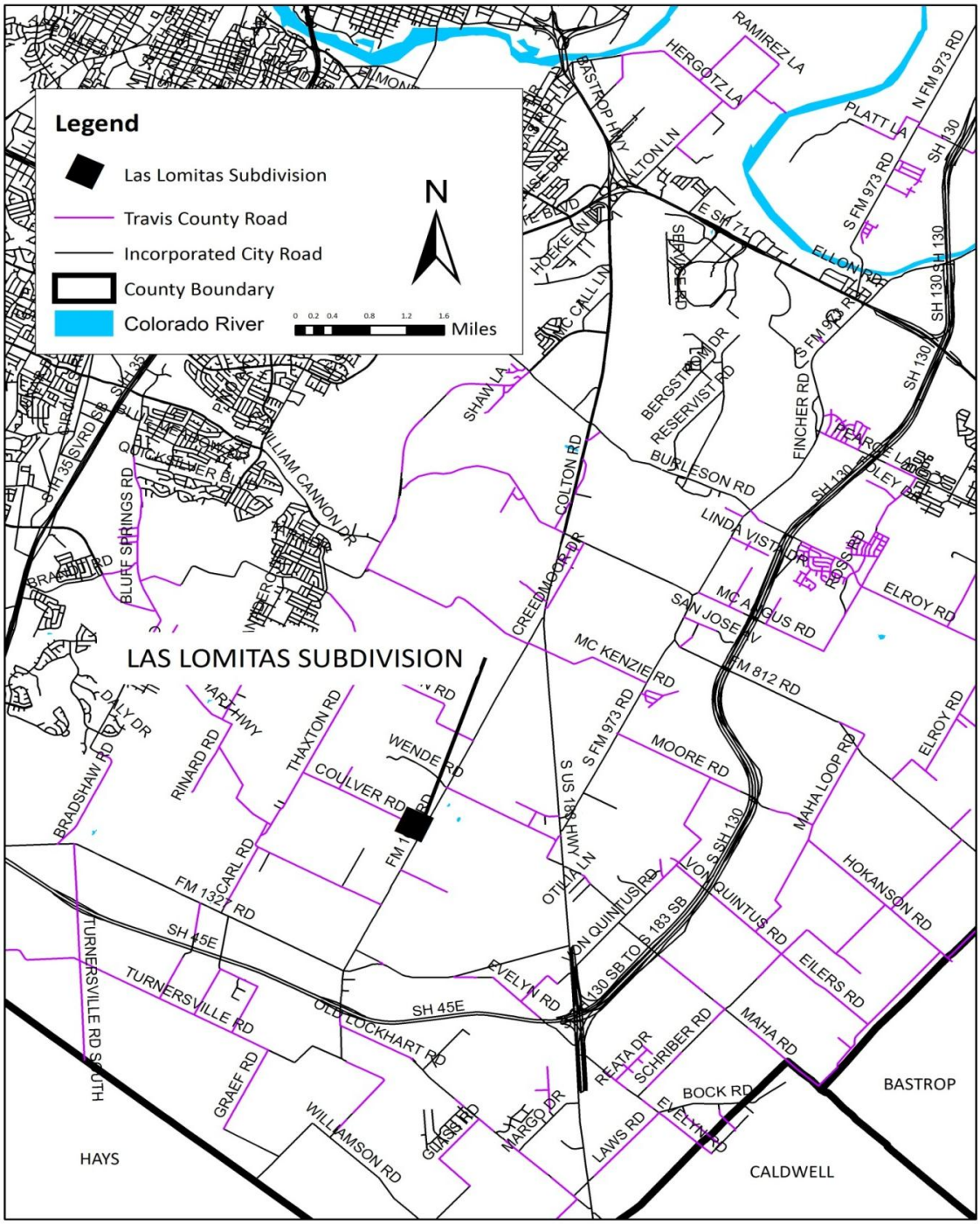

Figure 6: Alternate Project 3 - General Project Information	
CDBG Funding:	Up to $480,000
Leverage Funding:	Not Applicable
Program Delivery:	Travis County Transportation and Natural Resource Department
Program Oversight:	Travis County Health and Human Service and Veteran Services
Expected Start/ Completion Date:	To Be Determined
Location:	Las Lomitas Neighborhood, Precinct 4

Figure 7: Alternate Project 3 - Priority and Performance Measurement Information (HUD –prescribed)			
Priority Need Category:	Infrastructure	**Project:**	Water Connections
Eligible Activity:	Water Connections	**Outcome Category:**	Sustainability
Objective Category	Suitable Living Environment	**Specific Objective**	Improve quality of public improvements for lower income persons
Citation	570.201 (c)	**Accomplishment**	30 Households
Eligibility	LMA –Survey	**Matrix Code**	03J Water/Sewer Improvements
Priority in the 2011-2013 Strategic Plan#	High	**Travis County HTE #:**	HCWG09

Figure 8: Las Lomitas Current Conditions

Water Being Transported to a Residence in the Las Lomitas Neighborhood

Water Storage and Pipe Connecting it to Structure

APPENDIX B: PUBLIC PARTICIPATION AND COMMUNITY NEEDS IDENTIFIED FOR PROGRAM YEAR 2012

Summary of Action Plan Participation Process
Participation Forms
Detailled Results of Participation Process
Testimonies received during Public Hearing at Commissioners Court
Public Comment Results
Public Participation Advertisements

ATTACHMENT A: ACTION PLAN PARTICIPATION PROCESS

Public engagement occurs throughout CDBG activities for four main purposes: needs gathering, approval of proposed actions, the substantial amendment process (if applicable), and the annual report (see Figure 1 below).

Figure 1: Public Engagement Process

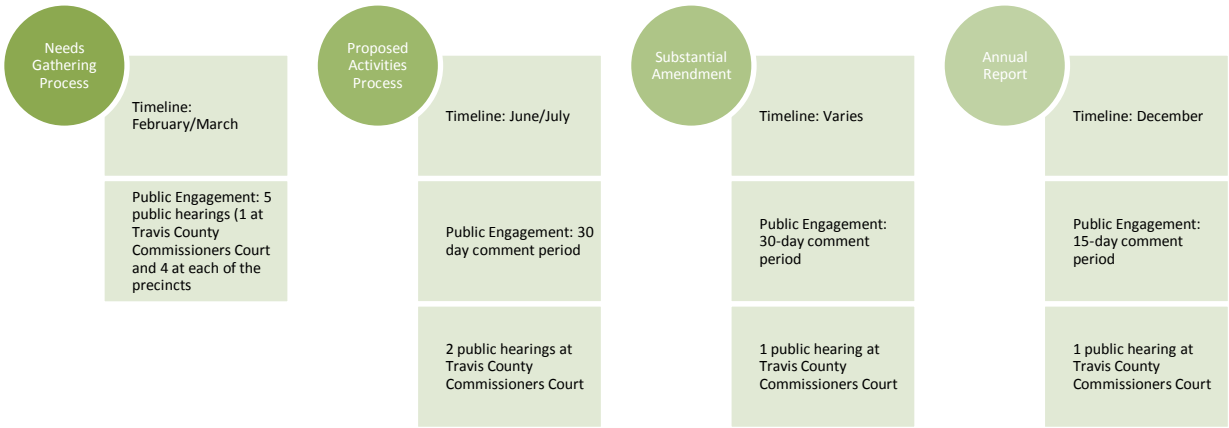

SUMMARY OF PARTICIPATION PROCESS

During the months of February and March 2012, the public had an opportunity to identify the needs of the unincorporated areas by;

1) Attending one of five public hearings;
2) Turning in a Participation Form; or
3) Turning in a Project Proposal form.

It is important to note that the Program Year 2012 Action Plan marks the second year of the second Consolidated Plan.

Public Hearings and Participation Forms

The purpose of the hearings and participation forms was to obtain the public's input on the community development, housing, and public service needs, as well as potential project ideas to address those needs. The first hearing, held at the Commissioner Courtroom, followed a traditional hearing format,

while those held in each of the precincts had an information session followed by facilitated discussion. The hearings were held according to the following schedule:

Figure 2: Locations and Dates of Public Hearings Held to Collect Information for the PY 2012 Action Plan

Locations of Hearings		Dates/Times of Public hearings
Community-Wide Hearing	Travis County Commissioners Court, Granger Building	Tuesday, February 21, 2012 9:00am
Precinct 1	Eastside Service Center	Wednesday, February 22, 2012 6:30pm
Precinct 2	Steiner Ranch Community Center	Saturday, February 25, 2012 9:00am
Precinct 3	West Rural Community Center, Oakhill	Monday, February 27, 2012 6:30pm
Precinct 4	South Rural Community Center, Del Valle	Thursday, February 23, 2012 6:30pm

The public that could not participate in public hearings had the choice of providing their input by filling out a Participation Form or a Project Proposal Form. These forms were provided to interested parties upon request and were available in both English and Spanish on the Travis County CDBG website.

Technical Assistance to Neighborhoods

Organized residents and non-profit agencies who identified CDBG eligible projects received technical assistance from CDBG staff in the form of site visits, guidance on project proposals and understanding CDBG eligible activities and eligible beneficiaries. Specifically CDBG staff provided technical assistance to representatives of Cardinal Hills and Las Lomitas.

Additionally, one primary survey was conducted during May 2012. Las Lomitas, located in Southeastern Travis County, requested assistance with water connections in PY 2011. However, it was determined that Census data would not support a project to benefit the neighborhood due to the size of the area of benefit within the Census Tract, however, the County and the neighborhood could work together to conduct a primary survey of the homes that would benefit from the improvements. Program staff trained neighborhood representatives on the survey methodology, and participated in one neighborhood meeting to explain the survey. The neighborhood continues to work toward the completion of the survey by the end of May 2012. Program staff will provide technical assistance to help the neighborhood complete the survey, and will analyze the results in June. Please note that all primary survey materials including announcements, surveys, and surveyors were available in both English and Spanish.

Advertising

The opportunity to participate was advertised on the Travis County website (www.co.travis.tx.us/CDBG), the seven community centers and the television channel of Travis County. Advertisements also appeared in newspapers of general circulation including Hill Country News, The Oak Hill Gazette, The Villager, The Austin Chronicle and the Spanish language newspapers *Ahora Si* and *El Mundo*. In addition, notifications by mail and e-mail were sent to service providers, to county residents who had previously attended public hearings, to the community liaison departments of schools districts and to neighborhood associations, and were posted on the CDBG Facebook and Twitter pages. The announcements were available in English and Spanish (see Attachment F.)

Typically, the Program advertises in four additional newspapers – the Pflugerville Pflag, Lake Travis View, North Lake Travis Log, and Westlake Picayune. The North Lake Travis Log ceased publication and the advertisement was placed with the Lake Living Network News Website instead to reach a similar population geographically. The other three newspapers are still in publication; however, due to an oversight, the advertisements were not published. This being said, publishing in the Austin Chronicle and the Spanish Language newspaper meets the statutory requirements for HUD. Additionally, as described below, the CDBG outreach plan requires a multi-pronged approach to ensure that newspapers are not the sole source of information. Furthermore, based on the participation numbers for this Action Plan, the omission does not appear to have decreased participation levels.

The following efforts were made to broaden public participation:

- Public notices presented the option of requesting an American Sign Language or Spanish interpreter.
- The CDBG website stayed current with documents and announcements of the different participation opportunities.
- The public that could not attend the public hearings had the option to provide their input by filling out a Participation Form or Project Proposal Form.
- To increase the access to information for Spanish-speakers, all the participation forms were available in Spanish, and selected sections of the website were translated into Spanish.
- Notices of opportunities to participate were sent to all neighborhood associations in the unincorporated areas and to school district community liaison departments.
- Notices of opportunities to participate were also distributed at all schools in the Del Valle Independent School District and Manor Independent School District.
- Notices were sent via email for posting at Leander Independent School District and Marble Falls Independent School District.

- Advertisements to attend community forums were also placed on the City of Manor website and the Lake Living Network News website to address the need for outreach that the North Lake Travis Log used to address before it ceased publication.
- OneVoice was added to the list of community agencies that emails were sent to regarding opportunities to participate in community forums.

Summary of Public Participation

- A total of 46 people attended the five public hearings
- 32 Participation Forms were submitted
- One neighborhood was primary surveyed to determine whether or not they were eligible for a water connection project: Las Lomitas. This survey remains underway.
- Three project proposals were submitted by neighborhoods or agencies: Las Lomitas, Lipan/Mestena Trail and Cardinal Hills Estates.
- One project proposal was submitted by an individual resident: Septic tank repair.
- Three proposals were submitted by Travis County Departments: One from the Family and Support Service (FSS) division of the Health and Human Service and Veteran Service Department (HHS&VS), one from the Transportation and Natural Resources Department (TNR), and one from The Transportation and Natural Resources Department (TNR) for the second phase of the Lake Oak Estates Road Improvement Project.

PUBLIC COMMENT PERIOD

Every year during the development of the Annual Action Plan, a 30-day public comment period is held to receive comments on the proposed uses of CDBG funds. The comment period includes two public hearings held at the Travis County Commissioners Court. For the development of the PY12 Action Plan, the 30-day public comment period is proposed to be held from June 18, 2012 to July 17, 2012 and the two public hearings are proposed to be held on June 26, 2012, and July 10, 2012.

The public comment period was advertised on the County's website and in newspapers of general circulation. In addition, notifications by mail and e-mail were sent to service providers, to citizens who had previously attended public hearings, to the community liaison departments of schools districts and to neighborhood associations. The announcements were available in English and Spanish.

Summary of Public Comments Received for Draft of PY12 Action Plan

Public Hearing: June 26, 2012

- A total of 8 people presented testimony at the public hearing on June 26, 2012.
- One individual made general comments about excessive taxation and governmental waste.
- One individual made comments about a lack of responsiveness and waste within agencies not related to CDBG.
- One individual asked for clarification about the amount of funds being dedicated to the home repair project, and for additional information on the Fair Housing Counseling project.
- Four residents of the Las Lomitas community expressed thanks for the work being done around the neighborhood's water connection issues, and for consideration as a CDBG alternate project.
- One Las Lomitas resident requested that the TNR service station extend hours to accommodate people whose work schedules currently do not permit them to get water from the station.

Public Hearing July 10, 2012

- No comments were received at the public hearing on July 10, 2012.

Other Comments Received

- One written comment was received through U.S. mail from a neighborhood association located within the City of Austin requesting services.

Responses to Comment Received and Comments Not Accepted

During the public hearings, most of the questions were addressed at the time of the public hearing. Staff provided clarification on the funding for the home repair project and the fair housing activity, and Commissioner Gomez's office indicated they would work with the neighborhood and TNR to discuss the extension of hours. One person stated that the CDBG Program was spending 40% of CDBG funds on administration, but that is not accurate. The Program has planned to spend the allowable 20% on administration and planning activities as indicated throughout this Action Plan.

The comments regarding governmental waste and travel to London were not associated with the CDBG program, and therefore, will not be accepted for this Plan.

The neighborhood association was informed in a letter that the Travis County CDBG Program cannot use funds within incorporated areas, and referred to the City of Austin for assistance.

PROJECT SELECTION PROCESS

Travis County CDBG staff considered and weighed all potential projects identified by the public. First, the CDBG Office staff assessed whether potential projects met one of HUD's national objectives, were eligible CDBG activities, and were feasible to complete in a timely manner.

Second, CDBG staff further evaluated the projects according to the following criteria:

- **Addresses a high priority goal of the Strategic Plan**: Projects addressing one of the three high priority categories identified in the Strategic (Consolidated) Plan will receive more favorable review.

- **Feasibility of project**: Projects that have the ability to be implemented and completed within 12 months will receive more favorable review. Project may be broken up into manageable 12-18 month phases for those that are more costly or slower moving.

- **Impacts a significant number of households**: Project scope and the number of persons benefiting will be considered to determine the level of project impact.

- **Benefit to low/moderate-income persons**: Projects that benefit low- and moderate-income households will receive a more favorable review.

- **Leverages/matches with funding from another source**: Projects that utilize other funds (federal, state, local, private) and public/private joint efforts will receive more favorable review.

Finally, a matrix was provided to the Travis County Commissioners Court on May 22, 2012 along with staff recommendations for projects to be funding in PY12.

ATTACHMENT B: PARTICIPATION FORMS

1. Introduction & Contact Information

• Every year, Travis County receives federal funds from a program called the Community Development Block Grant (CDBG). For program year 2012, Travis County anticipates receiving approximately $896,762.

• The program must support housing, community development and public service projects and must benefit residents that live in the unincorporated areas of Travis County or in the Village of Webberville.

• We would like you to have a voice in how these funds are spent for the NEXT program year (October 2012 - September 2013) by filling out this survey, telling us where you see the greatest needs in your community and providing specific project ideas.

• To learn more about CDBG, visit www.co.travis.tx.us/CDBG

*1. Contact Information

Name:

Company:

Address:

City/Town:

State:

ZIP/Postal Code:

Email Address:

Phone Number:

*2. Please check the category you represent

- [ ] Resident
- [ ] Community Group
- [ ] For-Profit Business
- [ ] Faith-Based Organization
- [ ] Non-Profit Organization
- [ ] Travis County Department

3. Would you like to receive emails or postal mail notifications about CDBG events?

- [ ] Email Notices
- [ ] Postal Mail Notices
- [ ] Not Interested

2. Identifying Needs for 2012

In this section, please think of the time period spannng from October 1, 2012 through September 30, 2013. Answer the questions with the needs of the unincorporated areas and the Village of Webberville in mind, and identify the categories you think are important enough to be priorities for CDBG funds in the next year.

1. Of the six funding areas available, please rank the areas by letting us know which one represents:

- The most urgent need (the most urgent area of investment in your community)
- An urgent need (but not necessarily the most urgent)
- An important need (but not as urgent)

No more than three categories can be prioritized.

	Most Urgent	Urgent	Important	N/A
Populations with Specialized Needs/Services	○	○	○	○
Community Services	○	○	○	○
Infrastructure	○	○	○	○
Housing	○	○	○	○
Public Buildings & Facilities	○	○	○	○
Business & Jobs	○	○	○	○

3. Identifying Projects for 2012

1. Please provide ideas for potential projects for Program Year 2012. Include the community need, the type of project and the location.

For Example:
Community Need: Poor roads
Project Idea: Road Improvement Project
Location: Hill Country Subdivision, 1004-1207 ABC Road, Austin, TX 78717

Please note you may also provide a proposal for a specific project by filling out a Project Proposal Form available at the CDBG webpage at www.co.travis.tx.us/cdbg

2. For an additional comment or project idea, use the space below:

4. Optional Section: Housing Discrimination

The next section is optional, but would be helpful to help the CDBG Office understand the extent to which housing discrimination may be occurring in the unincorporated areas.

Housing discrimination based on your race, color, national origin, religion, sex, family status, or disability is illegal by federal law. Please answer the following questions about housing discrimination. Completion of this section is optional.

1. Do you believe housing discrimination is an issue in your neighborhood?

- ◯ Yes
- ◯ No

2. Have you ever experienced discrimination in housing?

- ◯ Yes
- ◯ No

3. If so, who do you believe discriminated against you? Check all that apply.

- ☐ Landlord
- ☐ Mortgage Insurer
- ☐ Mortgage Lender
- ☐ Real State Agent
- ☐ Other

4. On what basis do you believe you were discriminated against? Check all that apply.

- ☐ Color
- ☐ Disability
- ☐ Family Status (single parent with children, family with children or expecting a child)
- ☐ Gender
- ☐ National Origin (country where you were born)
- ☐ Religion
- ☐ Race

5. If you believe you were discriminated against, did you report the incident?

- ◯ Yes
- ◯ No

6. If not, WHY? Check all that apply.

- [ ] Don't know where to report
- [ ] Too much trouble
- [ ] Afraid of retaliation
- [ ] Don't believe it makes a difference
- [ ] Other

To find out more information about fair housing or how to report discriminating housing practices contact the CDBG program by calling 512-854-3465 or visit http://www.co.travis.tx.us/health_human_services/cdbg/fair_housing.asp

5. Thank You!

Thank you for participating in this survey. Your assistance will help the County to plan for the future. If you have questions regarding this survey, please contact the Travis County CDBG Program at: (512) 854-3460, email: Christy.Moffett@co.travis.tx.us or visit www.co.travis.tx.us/CDBG

To return this survey by mail, please address it to: CDBG Program, TCHHS/VS, P.O. Box 1748, Austin , TX 78767, postmarked no later than March 31, 2012.

1. Introducción e información para comunicarnos con usted

• El Condado de Travis todos los años recibe fondos federales de un programa llamado Subsidios Globales para el Desarrollo Comunitario (CDBG). Para el año programático 2012, el Condado de Travis espera recibir aproximadamente $896,341.

• El programa debe financiar proyectos de viviendas, desarrollo comunitario y servicios públicos y debe beneficiar a los residentes que viven en las áreas no incorporadas del Condado de Travis o en Village of Webberville.

• Nos gustaría que exprese sus opiniones y sugerencias sobre cómo se deberían gastar estos fondos en el PRÓXIMO año programático (Octubre 2012 Septiembre 2013) completando esta encuesta, indicando dónde piensa que existen las mayores necesidades en su comunidad y proporcionar ideas de proyectos específicos.

• Para obtener mayor información sobre el programa CDBG, visite www.co.travis.tx.us/CDBG

*1. Información para comunicarnos con usted

Nombre:

Compañía:

Dirección:

Ciudad/pueblo:

Estado:

Código Postal:

Correo electrónico:

Número de teléfono:

*2. Por favor indique la categoría que usted representa

- ☐ Residente
- ☐ Grupo comunitario
- ☐ Negocio/Empresa con fines de lucro
- ☐ Organización religiosa
- ☐ Organización sin fines de lucro
- ☐ Departamento del Condado de Travis

3. ¿Le gustaría recibir notificaciones sobre eventos del programa CDBG por correo electrónico o correo postal?

- ☐ Correo electrónico
- ☐ Correo postal
- ☐ No estoy interesado

2. Identificación de necesidades para 2012

En esta sección, piense en el periodo de tiempo desde el 1º de octubre de 2012 hasta el 30 de septiembre de 2013. Responda las preguntas teniendo en cuenta las necesidades de las áreas no incorporadas y de Village of Webberville e identifique las categorías que piensa que son lo suficientemente importantes para ser una prioridad para los fondos del programa CDBG para el año próximo.

1. De las seis áreas de financiamiento disponibles, clasifíquelas indicando cual piensa que es:

La necesidad más urgente (el área de inversión más urgente en su comunidad)
Una necesidad urgente (pero no necesariamente la más urgente)
Una necesidad importante (pero no tan urgente)

No puede priorizar más de tres categorías.

	Necesidad más urgente	Necesidad urgente	Necesidad importante	N/A
Poblaciones con necesidad y servicios especializados	○	○	○	○
Servicios comunitarios	○	○	○	○
Infraestructura	○	○	○	○
Viviendas	○	○	○	○
Instalaciones y edificios públicos	○	○	○	○
Empresas y empleos	○	○	○	○

3. Identificación de proyectos para 2012

1. Bríndenos sus ideas para posibles proyectos para el año programático 2012. Incluya la necesidad de la comunidad, el tipo de proyecto y el lugar.

Por ejemplo:
Necesidad comunitaria: calles en malas condiciones
Idea de proyecto: Proyecto de mejoramiento de calle
Lugar: Hill Country Subdivision, 10041207 ABC Road, Austin, TX 78717

También puede presentar una propuesta para un proyecto específico completando una Planilla de presentación de propuesta que se encuentra en el sitio web del programa CDBG en www.co.travis.tx.us/cdbg

2. Para alguna idea para un proyecto o comentario adicional, use el siguiente espacio:

4. Sección opcional: discriminación en la vivienda

La próxima sección es opcional pero es muy útil para ayudar a la oficina del programa CDBG a entender el grado de discriminación en la vivienda que puede estar ocurriendo en las áreas no incorporadas.

Por ley federal es ilegal discriminar en la vivienda según su raza, color, país de origen, religión, sexo, situación de la familia o discapacidad. Sírvase contestar las siguientes preguntas sobre discriminación en la vivienda. Completar esta sección es opcional.

***1. ¿Usted cree que en su vecindario la discriminación en la vivienda es un problema?**

- ◯ Sí
- ◯ No

***2. ¿Alguna vez ha sido víctima de discriminación en la vivienda?**

- ◯ Sí
- ◯ No

3. De ser así, ¿quién cree usted que lo discriminó? Marque todos los cuadros que correspondan.

- ☐ Dueño
- ☐ Asegurador hipotecario
- ☐ Proveedor de crédito hipotecario
- ☐ Agente de bienes raíces
- ☐ Otro

***4. ¿Por qué cree usted que fue discriminado? Marque todos los cuadros que correspondan.**

- ☐ Color
- ☐ Discapacidad
- ☐ Situación familiar (madre o padre soltero con hijos, familia con hijos o esperando un hijo)
- ☐ Sexo
- ☐ Nacionalidad de origen (país de nacimiento)
- ☐ Religión
- ☐ Raza

5. Si usted cree que fue discriminado, ¿denunció el incidente?

- ◯ Sí
- ◯ No

6. Si no, ¿por qué no lo hizo? Marque todos los cuadros que correspondan.

- ☐ No sabe dónde deben realizarse las denuncias
- ☐ Es demasiado problema
- ☐ Teme ser víctima de represalias
- ☐ No cree que sirva de nada
- ☐ Otro

Para obtener más información sobre vivienda justa o sobre cómo denunciar casos de discriminación en la vivienda, póngase en contacto con el programa CDBG llamando al 512-854-3465 o visite el sitio http://www.co.travis.tx.us/health_human_services/cdbg/fair_housing.asp

5. ¡Gracias!

Gracias por participar en esta encuesta. Su ayuda será muy útil para que el Condado planifique para el futuro. Si tiene alguna pregunta en cuanto a esta encuesta, por favor póngase en contacto con el Programa CDBG del Condado de Travis por teléfono al (512) 854-3460, por correo electrónico a: Christy.Moffett@co.travis.tx.us o visite el sitio: www.co.travis.tx.us/CDBG

Para enviar esta encuesta por correo postal, envíela a más tardar el 31 de marzo de 2012 a:

CDBG Program, TCHHS/VS
P.O. Box 1748
Austin, TX 78767

ATTACHMENT C: DETAILED RESULTS OF PARTICIPATION PROCESS

Community Needs

As part of the PY12 public engagement process, the CDBG office sought public input on priority community needs. In PY11, during the consolidated planning public engagement process, the following areas were identified as high or medium priorities for the PY11-PY13 period:

Figure 3: Ranking of CDBG Priorities by the Public, PY 2011 to PY 2013

Priorities for the 2011-2013 Period	Priority Level
Infrastructure	High
Housing	High
Community Services	High
Populations with Specialized Needs/Services	Medium
Business and Jobs	Medium
Public Facilities	Medium

Source: PY 2011-PY 2013 Consolidation Plan, Travis County CDBG Survey, April 2011

The public were given the opportunity to assess these priorities and suggest project ideas for PY12 through a variety of channels, including public hearings, submission of participation forms and testimony at Commissioner's Court.

Public hearings were held in each of the four precincts and consisted of an informational section and two interactive exercises. As a part of the hearings, CDBG staff provided the list of the six CDBG priorities on large pieces of paper on the wall. Participants were asked to rank the priorities by assigning dots with numerical values next to the ones they consider most significant for investment of the upcoming year. They were specifically asked to:

1) Assign 5 points, to the priority that represents to them the most urgent need or most urgent area of investment,
2) Assign three points, to a priority that represents to them an urgent need, but not necessarily the most urgent need, and
3) Assign 1 point, to the priority that represents to them an important need, but not as urgent need.

Participants could choose to assign all their points to one priority, or distribute the points between multiple priorities. Additionally, if a participant only wanted to assign points for one priority level (i.e.

Most Urgent or Important) they were not required to use all of their points.

Residents that were unable to attend one of the public hearings could provide their input by completing a participation form (see Attachment B.) All information presented at the public hearings was accessible via the participation form and a power point presentation, available online and at each of the seven community centers. The form allowed people to similarly rank priorities, and suggest project ideas.

The results gathered at the public hearing and the participation forms were combined and are summarized in the figure below:

Figure 4: Ranking of CDBG Priorities by the Public, Spring 2012

Priorities for Investment	**Most Urgent (5-point dots)**	**Urgent (3- point dots)**	**Important (1-point dots)**	Total Points
Infrastructure	41	37	34	350
Housing	16	3	2	91
Community Services	5	7	12	58
Populations with Specialized Needs	2	9	11	48
Business and Jobs	5	6	4	47
Public Buildings and Youth Facilities	1	5	4	24

Source: PY 2012 Action Plan, Travis County CDBG Public Hearings and Citizen Participation Form, February-March 2012

The needs that were ranked by the community for PY 12 as high priorities are consistent with the high priority needs gathered in PY11 and are as follows:

Project Recommendations

Figure 5: Ranking of CDBG Priorities by the Public, PY 2012

Priorities for the PY 2012 Period	Priority Level
Infrastructure	High
Housing	High
Community Services	High

Source: PY 2012 Action Plan, Travis County CDBG Public Hearings and Citizen Participation Form, February-March 2012

The public could provide recommendations for projects at the public hearings, on the participation forms, or by turning in a detailed project proposal for consideration. Travis County received a total of 7 project proposals by the March 31, 2012 deadline for consideration for PY 2012 funding. The majority of the proposals (5) suggested projects dealing with infrastructure improvements throughout the county.

Project ideas mentioned by residents who attended public hearings aligned with the high priority needs identified, and included water connections for Las Lomitas, youth services in Del Valle, job training and housing for at-risk youth throughout the county. Project ideas submitted via a participation form included home repair assistance, affordable housing, and special needs living accommodations projects throughout the county.

A summary of the all specific needs/projects identified during the PY12 public engagement process are compiled below.

Figure 6: Needs/Projects identified by the Public, Spring 2012

High Priority Needs/Projects Identified	Precinct
Street/Road Improvements	
• Street improvements in Cardinal Hills, Stormy Dr., Ullman Dr., and Pyramid Dr. (Subdivision Units 13, 14, & 15)	**3**
• Street improvements on Lipan Trail and Mestena Trail	**3**

• Street Improvements on Susan Drive and Sophie Drive	**3**
Water/Sewer Improvements	
• Wastewater needs in Las Lomitas neighborhood	**4**
• Water and wastewater infrastructure needed in Cardinal Hills	**3**
• Improvements to existing well and distribution system in Hazy Hills Subdivision	**3**
• Repair to septic system in Jonestown	**3**
Housing Needs	
• Housing for at-risk youth	**4**
• Dense housing projects for low-income families	**All**
• Affordable housing	**All**
• Affordable housing for women	**1 & 4**
• Affordable housing linked with economic opportunities	**All**
• Low-income home repair	**1**
• Home repair	**All**
• Mixed income developments	**All**
• Home repair for elderly and disabled households	**1**
• Down payment assistance and more opportunities for homeownership	**All**
• Independent living / scattered-site housing for homeless youth and youth at risk of homelessness, particularly LGBTQ youth.	**2**

Source: PY 2012 Action Plan, Travis County CDBG Public Hearings, Citizen Participation Form, Commissioners Court Testimonies and Project Proposals, February-March 2012

Figure 7: Other Issues Raised

Projects Identified	Precinct
Recreational Centers, Social Services, Community Centers, Parks, Library • After school programming for working families	**1**
• Supportive services for special needs populations	**All**
• Services for disabled and elderly	**All**
Access to Food • Mobile Food Pantry	**All**
Transportation • Bicycle Paths	**All**
• Daily bus route to support commuting to jobs from Austin's Colony and Forest Bluff neighborhoods	**1**
Youth Services • Youth services and job training	**4**

Source: PY 2012 Action Plan, Travis County CDBG Public Hearings, Citizen Participation Form, Commissioners Court Testimonies and Project Proposals, February-March 2012

ATTACHMENT D: TESTIMONIES RECEIVED DURING PUBLIC HEARINGS AT COMMISSIONERS COURT

Eight people testified at the February 21, 2012 public hearing held to gather needs for the PY 12 Action Plan. Among those who testified during the public hearing, common themes were the need for home repair and mitigation of the effects of gentrification, linking economic development with construction of affordable homes and the creation of more opportunities for home ownership. The full transcription of testimony received at Commissioners Court follows:

DETAILED TESTIMONIES RECEIVED DURING PUBLIC HEARINGS AT TRAVIS COUNTY COMMISSIONERS COURT ON 02/21/12

Stewart Hirsch: Honorable judge annual members of the commission. My name is Stewart Hirsch and I rent.

I would like to discuss three needs of the poorest. In unincorporated Travis County and the city limits of Austin, many of the poorest still cling to homeownership. In order to continue to have housing that is not only affordable to them but is also safe and sanitary, these low-income homeowners need the following assistance.

One, expanding resources for home repair. We understand that's an eligible activity under the community development block grant program. Two, connection to safe and sanitary water and sewer systems for those homeowners and renters who do not have that current.

And third, which doesn't deal directly with the federal funding but can impact the ability of people to remain in their neighborhood inside the city limits, cooperation between the city and the county to implement the homestead preservation district created by the Texas legislature and sponsored by state representative Eddie Rodriguez.

Expansion of homeowner repair and infrastructure improvements requires the strategic use of federal funds. Mitigating gentrification in a designated homestead preservation district established by the legislature does not require use of any federal funds, merely an agreement for the use of local dollars that works both for the county and for the city. As you go through the action plan process, I ask that you recognize these needs, particularly the needs of low-income homeowners who are struggling to continue to remain in the homes that many of them own for decades as you consider all of the budget decisions that you will make this year. Thank you for your attention and for your service.

Commissioners: Thank you.

Stewart Hirsch: Thank you.

Commissioner Davis: Let me -- let me -- I don't want you to run off. Wsumme have really tried to make a desperate attempt for single-family homeownership. I don't have the numbers in front of me today, but I would like maybe if staff would maybe hit on this because I don't want you to think that we are not headed in the direction that you have suggested. Especially in the first one as far as homeownership for low income, an example of that is the gilbert lane subdivision project where we did looking at that area, but if staff, if you would just briefly just tell this gentleman what we have done as far as some of the first time situations for low-income single-family homeownership in the gilbert lane project, can anyone just maybe touch on that just a little bit?

Christy Moffett: So we funded a little over a million dollars for land acquisition across the street from an elementary school in the Del Valle ISD off of FM 969. So that opportunity is providing 17 potential homeowners who are 25 to 50% of median family income, homeownership through Austin habitat for humanity. The remaining 14 lots can go for families up to 80% of MFI. So that was our first for ay into presenting affordable housing opportunity. Additionally we have funded home repair which will go out again this year.

Stewart Hirsch: Thank you for that information.

Commissioner Davis: Thank you. You are quite welcome. Quite glad take share it would you and thank you for your comments.

Richard Franklin: I guess one of the issues I'm having right now is especially we're talking about building low-income homes again. That brings up another issue. As I was looking at the economic development situations in our community, we are -- and being on the school board, I know how it affects us directly. We have a lot of low-income homes with low-income rooftops sending kids to school, but we have no businesses in our area that are absorbing some of that or at least increasing the tax base for us. So having more homes out in the area is actually a burden for us until we actually get some economic development. We need to really look at that.

But I got a couple questions. How do I get a list of the types of projects that have already been approved so before we get started asking for certain things to know what kind of things that the county has already approved so I can look at that maybe. Would that be available?

Christy Moffett: We can provide you a list.

Richard Franklin: Okay, and what type of entities -- I'm sorry -- would you have to be? Do you have to be a municipality or an organization or an individual to actually receive these funds?

Christy Moffett: Traditionally what we need to do is to provide the dollars to a municipality or to a nonprofit organization, some kind of formed organization that has, you know, financial regulations and structure and that kind of thing. We accept project proposals from neighborhoods, but then the county actually implements those projects. So if they needed a street improvement, we don't actually

require that neighborhood to be organized and we won't give them the money, but we will do the project on their behalf. So traditionally if somebody is going to request funds, it needs to be an organized entity that we can provide the dollars to that can demonstrate that they are going to be able to manage the dollars if they are tied to different kinds of regulations.

Richard Franklin: The reason I ask that there is a strip off 969 that is about 20 acres that's already there. I wanted to know if it would be outside the purview of the court to purchase land just like that, purchase that strip to allow us to create an economic development zone in the 969 corridor going toward the Webberville, Austin's colony, in that Hornsby Bend area. That is one of the things I would like to project on to the court right now. Additionally I would like to also talk about an education and entertainment technology studio that would create some jobs, be like a Disney world situation that would draw other people into the community and using the talents and skills of the people that already exist. Kind of a Disney world kind of concept is what I'm looking at. I will flesh that out on paper for you. I want to thank the court.

Thank you.

Commissioners: Thank you.

Commissioner Davis: Let me say this to you also, and especially when it comes to Del Valle ISD. Let me tell what you this court just recently did. In fact, it was a big ceremony that we held out there at the Webberville solar power completion. Of course, we had a big ribbon cutting situation and this particular project will actually end up dealing and providing energy for 5,000 homes in this particular area using solar power. Of course, Travis County got involved with this along with the city of Austin and others as far as offering rebate-type situations for this to happen to do what you just suggested, get increased economic development possibilities. With that particular incentive, it actually spins off and provides money, rebate, tax incentive rebates to the same area that's been -- been not ignored, but the point is it hasn't happened the way it should have happened, in my opinion, and, of course, it will provide money, tax moneys to Del Valle ISD, City of Austin, Travis County and just several other ESDs, ESD 12s, ACC. That money will be used to end up helping you and the taxpayers.

As you said, you are a representative of Del Valle ISD where you got some money coming to you in that particular regard as far as economic development. And there will be several other projects going on in an area already going on that will also assist a lot of things you just suggested. So anyway, we're working on that and thank you for your comments.

Commissioner Eckhart: The enterprise zone, I believe under the state program that area is already designated census tract so we've been in discussion about targeting businesses in that area, so we could use your help on that.

Richard Franklin: There are other moneys tied to that?

Commissioner Eckhart: It's a state program for eligible businesses that are looking to expand and hire individuals either living in enterprise zones or fitting the definition of economically disadvantaged.

There are sales tax rebates available from the state program. So that would be something to explore that's separate from CDBG. It's an addition to.

Richard Franklin: Who would have that information because I would like to take that honey back to the hive, as it were. Anything we can get right now, we would appreciate. If I could just find out where that is.

Commissioner Eckhart: That's in the planning and budget office. It's a tax incentive-type program, but we can make sure you get that information.

Richard Franklin: Thank you.

Commissioner Eckhart: Right. Just as far as the conduit, probably planning and budget is the best to get that information from.

Richard Franklin: Thank you.

David Freeman: Good morning, my name is David Freeman. I want to thank you for taking the time to hear us today at Commissioners court. And I know that traditionally when you are looking at this sort of grant money and these kinds of programs, you look at areas that are, I guess you would call it traditionally economically disadvantaged areas. And I've got a proposal that I've submitted to Miss Moffett that also involves, of course, low-income, moderate-income housing, but it's actually in western Travis County as opposed to some of the eastern and southern areas that we probably normally serve with these sorts of programs. It's out in an area of Kuernavaca near the village west trailer park area which is typically a pretty low-income area. And this project is designed to serve the improvements of access into that area in order to provide ultimately more very low-income howling for specifically the Eanes School District is where this is located--in western Travis County.

And I think that's one area that is very much underserved as far as public assistance goes. You don't often hear Eanes doing anything for the -- you know, for the disadvantaged folks that are within the system there, and this is something that I've lived out in that area for a little over 20 years. I see a lot of that going on. I've been in the real estate business out there and I believe in that area and I've done a lot to improve it over the years myself personally and helped other people, you know, achieve the dream of homeownership that wouldn't have been able to before using the FHA programs and so forth. I look at this as an opportunity to really get some people in there who are, you know, intent on improving the lives of their children by recognizing that this school district is exemplary and if they bring their kids here that this is an opportunity they might not otherwise have.

So I very much would like for you guys to take a look at the proposal when we get before the council. I think Christy is going to help with this. Seems to fit within the parameters of the block development grant program and love your support and helping us bring this to the community. Thank you very much.

Commissioner Eckhart: Thank you for bringing it to us. We do need affordable opportunities throughout the county, appreciate that.

Charles Cloutman: I'm Charles Cloutman, Meals on Wheels in Austin, and I currently serve as chair of the Austin housing repair coalition. It's a group of service providers serving the housing needs of Travis County including the Austin Area Urban league, Austin Habitat for Humanity, Austin Interfaith, Hands on Housing, American Youth Works, Meals on Wheels and more. The city of Austin's neighborhood housing, Travis County's housing, community action network, Austin groups for the elderly, Austin energy and many others. So sorry about the long laundry list. I just wanted you to know who we were.

I'm here today to discuss the need for home repair in the unincorporated areas of Travis County. As you already know about 26% of our children and 8% of our elderly live below the poverty level. That's almost 6,000 elderly people. Our property numbers have more than doubled within the last ten years and now stand above 194,000 people living below poverty. As that relates to homeowners, almost 60,000 houses, 60,000 families are cost burden, spend more than 30% of their income on house or 29% of homeowners. I ask in short to create funding for sub-recipients to perform home repair modeled after the success in the city of Austin. They tried it years ago and we found a system that works and is presently serving hundreds of houses every year. The additional ask of that is dedicate at least a million dollars per year for this purpose. We would dedicate -- we would love to have $3 million a year, but we realize the budget restraints, we realize that this is a pilot program and obviously you are not willing to dive in that deep.

Dedicate CDBG funding, pass bond election for affordable housing, join the homestead preservation program, set up dedicated housing trust fund. I know these are big asks and you are probably blinking several times on these but you must dream to get this job done. 60,000 people need help. Set up a task force to come up with a program to present this to the commission by June for the HUD CAPER that will need to be out in August.

This working group needs to include representatives of the Austin housing repair coalition, the doers of the work, the Travis County housing services, obviously Miss Fleming's group, Austin energy and anyone else that you feel needs to be in this working group to make this thing work. We at Meals on Wheels and more serve thousands of clients in the Austin County outside the city limits of Austin and we're constantly -- I can't tell you how frustrated it is -- with our inability to help these people with housing needs because there's no funding available. We have gone after state funding for architectural barrier removal, but we cannot do the health and safety repairs necessary. There's a hole in the floor, if there's a roof leak, we cannot address it. We can fix their bathrooms but they can't live in their house because their floor has a hole in it, their roof has a hole in it. We can build a ramp to a house that is inhabitable. This is crazy. We've gone after Texas veterans funds to help that end of home repair but obviously they have to be veterans or dependent upon them. Our vision is grandma has and you safe house, she trips in her un-level floor, she breaks her hip, has to go to a nursing facility which costs about 33,000, the most conservative estimate, 33,000 a year in Medicaid because she's

low-income and can't afford it. If we spend $10,000 in that house, we're saving 23,000 the first year, 33,000 every year thereafter, and she stays home, she stays in her house, she's able to age in place. Meals on Wheels will feed her but we need the county to help keep her in her house. We can't identity by ourselves. Again, $1 million a year for homeowner repair that will repair at least 100 houses of poor, elderly, disabled Travis County citizens. They need your help. They need our help and we can't turn away from them. Thank you for your time.

Judge Biscoe: Thank you. Anybody else to give comments during this public hearing? Final opportunity. We've got three more seats. If you are here to give comments on item number 1, please come forward at this time.

Gus Pena: I want to echo what the prior speakers have mentioned, specifically Mr. Hirsch and also the speaker Mr. Charles from affordable housing is needed everywhere, not just the city of Austin. And we're having a lot of people double, triple families in one housing unit and it causes a health care problem. It is a disgrace in our United States of America to have this type of situation occur and it is occurring daily. We're losing a lot of people to the homeless ranks also and there are -- like I said, coupling together in one home. The repairs that he mentioned are very well needed but also look at the MFI definition.

I've been saying for many years we need to redefine -- I've spoke to HUD, Washington, Secretary of Affairs Office, anybody that would listen, we need a redefinition of the MFI quotient. It's just needed, and I don't laugh to be disrespectful, I laugh at the frustration that we have here throughout the nation and in the system. So anyway, I just wanted to echo the words that other people have said.

Mr. Hirsch, I've known him for many years and meals on wheels provides services for needy and seniors and we need to fund these quality of life issues. Thank you.

Judge Biscoe: Thank you.

Randy Pimplier: Good morning, thank you for hearing me. I called earlier today, I wanted to speak specifically on item 23 and I think you had commented that you might pull it off the consent agenda. So I wanted to let you know I did make it but also have general comments.

Judge Biscoe: Do you have general comments about item number 1, HUD funding in.

Randy Pimplier: No, this is just citizens –

Judge Biscoe: You have to wait.

Randy Pimplier: Okay.

Judge Biscoe: Are you under citizens communication or item 23?

Randy Pimplier: I thought this of the citizens communication portion.

Judge Biscoe: No, sir, it's just number 1, HUD funding.

Randy Pimplier: No, sir, I don't have anything to say on that.

Ronnie Reeferseed: Just briefly about the home repair in unincorporated areas. I happen to be a person who very much -- that I fit in there. Like my home in Spicewood I've got years of leaks and critters and I wanted to ask about that and make note what phone number I need to do call to check on the details of what they can or cannot help with. And just in passing meals on wheels is a fine organization and I can testify. My family is on the giving end on that in North Carolina and I'm not far myself from being on the giving or taking end on that particular program, but then again, we neat need to laugh to keep from crying and the headline the recovery isn't here yet. We're still hurting. We're hurting real bad across this country. Wake up. Ignore the media. The recovery isn't here yet. I just wanted to throw that out there. Thanks.

Judge Biscoe: Thank you, Mr. Reeferseed. Anybody else to give comments on item number 1 related to HUD funding?

Dr. Kim: Sunday morning Austin Statesman -- Austin Statesman Newspaper reported on veteran almost half of the body is gone and here's a veteran from Afghanistan American forces. I read a newspaper, I contacted Jeremy Schwartz Austin statesman newspaper and they didn't respond to me. The reason I'd like to provide some funding to him across Austin, across the state and across the nation because his body is gone.

Half of the body and I saw the picture and I really wanted to do. And I called to the Korean community people in the state, he suggested we do something because he is not in Austin. The money coming from federal government so Austin statesman newspaper reported it so we read it. But we would like to provide even one cent, even one cent. How much we don't know we need and I like to contact across the program people Austin, state, nation.

And then I'd like to provide as much as possible money to him and his wife. So do you have any idea to provide some funding to over there? I'm going to drive to San Antonio. I meet with a couple of people in Austin community and Korean people.

Judge Biscoe: I don't think that's a legitimate use of HUD dollars, Dr. Kim. Thank you for your input though.

Dr. Kim: Thank you, sir.

Judge Biscoe: Anybody else? Court members? Commissioners?

Commissioner Davis: Yes, there's been several things brought up and we don't want the public going out with the misunderstanding as far as what Travis County is doing. Some of the things brought up today are really not under HUD purview per se as far as what we're doing. Kind of mixing apples and oranges to some degree.

Some of the things that were brought up in example under HHS with our program, we are doing and we're spending significant dollars on some of the repairs that have said that we've been neglecting. And I just think staff ought to let us know at this point how much money have we spent, is spending on some of the things that's been requested here today that is -- if you don't mind telling us so the public won't be misled.

Sherri Fleming: Thank you, Commissioner. Travis County at the close of its contract with the state at the end of this month will have spent over $7 million on home repair from the federal government as part of President Obama's stimulus package. Those funds were allocated by the federal government, passed through to Texas through the Texas department of housing and community affairs. Our initial allocation was around $4.3 million.

We have been offered two amendments to that contract during the 18 to 4 months, by the time it's all said and done period of time, and you know, the numbers are still coming in. We're finishing up projects, but we will have spent over $7 million in this community in addition to that amount or more that was also spent by the city of Austin.

Commissioner Davis: Thank you for those comments and secondly, there was some comments made about water, and, of course, we're doing what we can to extend water services to those particular areas that are impoverished to give you a good example, the folks near the Austin colony area, right adjacent to Austin colony. Of course, this is something that have been scrutinized by assessment by this the county and there was a lot of back and forth from persons coming to this Commissioners court to see what the court could do to assist them obtaining water. They were on well water at one particular time. With the court's blessing we approved money to be spent to put not only a waterline but hookups in the area from the water supply corporation. Of course, that's been done and as of today we have several homes, I think 39 homes and whatever the numbers are have elected to be served by that area and we're about to close on that situation now. This, again, is a situation where HUD now can probably come in and [indiscernible] but HHS and others came out to take care of water issues as far as expanding water to an area that's outside in the unincorporated area.

I just didn't want folks to get misled or misunderstood about what the role of county government is as far as what we're doing. We've done a lot of these things that people are coming here requesting that is just to suggest that this Commissioners court is not doing those things, we are. We have a lot of hard challenges ahead of us and hopefully this money that's coming before us today, this $896,000, will also further enhance the capability using another arm of the county which is the cdbg funding

along with our department that's been here forever, health and human services. Combine those two to make it happen. So this is what this public hearing is all about per se, but I'm really glad to hear your comments and I hope that this has cleared up a lot of misunderstanding as far as what the role of what we're doing with these particular entities. Thank you.

Judge Biscoe: Court members any other comments? I move the public hearing be closed.

ATTACHMENT E: PUBLIC COMMENT RESULTS

After presentation to Travis County Commissioners Court, the draft PY12 Action Plan was posted for written comment for thirty days prior to the final approval by the Travis County Commissioners Court. Comments on the PY 12 Action Plan were received in writing via email or regular mail to the Travis County Health and Human Services and Veterans' Service CDBG staff. The Draft Plan was posted on the Travis County website and copies were located at the seven Travis County Community Centers for public review.

The public comment period occurred from June 18, 2012 and ended on July 17, 2012. The public hearings were held at the Travis County Commissioners Courtroom at 9 am on Tuesday, June 26, 2012 and Tuesday, July 10, 2012.

DETAILED TESTIMONIES RECEIVED DURING PUBLIC HEARINGS AT TRAVIS COUNTY COMMISSIONERS COURT ON 06/26/12

Jim Dillon: All this H.U.D. money that started out as our money goes to Washington, D.C. in the form of excessive taxation which, by the way, is the reason that we started killing British people over 200 years ago and ran them out of our country. Excessive taxation and other acts of oppression always returns after a large portion of it is sliced right off the top and put in the hands of congressman John Carter, for example, and people like that, returns to local areas with strings attached. Unwelcome strings attached to this funding. The well put together and probably very expensive brochure explaining where all this taxpayer money is going to go or not explaining it, depending on your perspective, shows on page 8 that 40% of the funding, by their own admission, is allocated towards administration, planning, overhead, staffing, per diem for the fire marshal to travel to England for a couple weeks, activities like that at the taxpayer expense. And I hear a lot of whining and crying about the social services and the programs that are going to be imposed on the people whether they want them or not. And I can say that if housing costs are unfair or there is inequality in wages, which there is, I think a later agenda item involves a pay increase for all of you all when the typical working people in this area have gotten.

Judge Biscoe: Let's stick to this item.

Jim Dillon: Yes, sir. I would say that if the county cares about housing equality and income equality and fairness, then they should consider not bribing companies like Apple with tens of millions of dollars and pay their employees admittedly $11 an hour so that those employees who have a full-time job and actually perform work could afford to buy a home or rent a home on their own initiative without government interference. We are sick and tired of government interference. And as I mentioned before, we had a revolution over that very item and it can happen again. I'm only warning you because I care about you. I don't want to see blood in the streets in this country. But when the people are pushed, working people who pay for all your very nice programs, which would be great if we could afford them, but we're in the middle of a great depression and you want to send people from the County on an all expenses paid vacation to england and create affordable housing while giving Apple billions so that they can pay the people in this community to work for -- for slave wages and not be able to afford housing, that's getting very old.

Judge Biscoe: Thank you.

Jim Dillon: Yes, sir.

Ronnie Reeferseed: I would like to echo everything Mr. Dillon had to say and I wish I could be so articulate about it, but about those, he was getting to the point about the money. And we need to just you, you, all of you need to just stop these consulting fees paid on these slimy tax deals like F1 and…

Judge Biscoe: Mr. Reeferseed, this is Community Development Block Grant funds program. Your testimony has to be relevant to this item. Mr. Dillon, we need your chair.

Jim Dillon: Oh, yes, sir.

Judge Biscoe: For the other residents who have come to testify on this item. Mr. Reeferseed, if it's not relative to item number 1.

Ronnie Reeferseed: I do have on this what presentation was just so wisely given by that wonderful -- we have great people working for you guys, but my question was on page 11, they've got fixing the houses for -- I think she said 400,000, but the figures here add up to -- if the two -- if you add the two columns together, that adds up to, you know, almost 500,000.

Christy Moffett: I said a little more than 400. I was doing the addition very quickly.

Ronnie Reeferseed: I know. Just a tiny thing. But you said a couple things down there, the 28,000, who allocates that? You know, the -- it's kind of a -- rather whimsical.

Christy Moffett: It's not whimsical. I'm just trying to be brief in my comments. Its intention is to do what's called fair housing counseling. There are people -- so there's -- people can either go to tenants counsel or they have an 800 number or a local number and essentially that if it's determined that someone may have experienced discrimination in access to housing, that they will help move them through that process. Up to including doing what's called testing with they try to re-create that discriminatory event by having people go in. But it's -- I apologize if it sounded a little flip. It's not. It's a very particular type of assistance that will help to ensure that people can gain access to housing no matter their skin color, race, religious belief, sexual orientation, any of that.

Ronnie Reeferseed: Great. We can all agree on that and I want to thank you. I didn't mean to put out the spot there. But that's really just what I was looking for, the kind of information. And just briefly, you said on page 12, the -- I think at this time 48 -- 485 that is divided into 31 households?
Am I right about that?

Christy Moffett: It's not a total cost. I don't know how many people. We are still moving through that survey, but it's 31 households and it's to do design and looking at the septic tank. It's a similar-type project we typically do at CDBG. It's not out of our normal scope.

Ronnie Reeferseed: Okay, great. Sounds really wonderful. I want to say thank you for heading this up and also I'm totally in favor of the repair of houses and this is one of those things we should be doing.
So thanks for the project and you are doing a great job as usual.

Judge Biscoe: Thank you, Mr. Reeferseed.

Abraham Avila Martinez: My name is Abraham Avila Martinez. I'm from Las Lomitas. I came here to say, like, really nice for other people to help us on the project of the water. It's really kind for the people that are helping us and -- and thank you.

Judge Biscoe: Thank you very much.

Carlos Yescas: I'd like to thank the Commissioners for all the help that you've given us here. I know you have probably gone out more than you normally should do and that's something we appreciate a lot especially living in the community where we don't have water and we have to look for different ways to find that water. But we appreciate it. There's trying to think of better words to say, but the only word that really comes out is thank you for everything that you are doing.

Judge Biscoe: Thank you.

Morris Priest: Thank you, Judge, Commissioners, Morris Priest speaking on my own behalf. I just want to say that I do think that this is a tremendously large amount of money in one respect when you look at it, but in another respect it's really a very small amount of money. And when you look at all the staff services and support and the administrative, just basically layering of governments. And I know, Judge, you had mentioned this in one previous hearing, I believe it was about handing out calendars and toiletries to veterans and many veterans think that's a waste of money. There is a lot of waste in these programs and, you know, the veterans really don't need a pocket calendar or shampoo or soap.
They actually need other things such as when they call the Veterans Administration here in Travis County, now, I'm not talking about the V.A. Administration, but when they call these folks just to get a number, Ollie or any of these people, sometimes that's people don't know some of the most basic things that could help people. You know, we've had this resolution last week and this week and there's really not a connecting services. Sometimes an organization like this, CDBG, could just if nothing else point and direct people to services that are already doing, but I do think it's -- when you look at the overall program, I too believe that it's -- you know, we have a lot of duplications. We see this in this Travis County Community Development Block Grant Program and we see a lot of duplications in the Veterans Administration. And those duplications translate, you know, just in this bigger and bigger government that's with this excessive spending. When we see what we actually get in the end, it's very little and serves very few people and it's usually just the ilk of the controlling political party at the time.
But I did want to say that I do find it appalling that they print the literature in Spanish and English, and it is pertinent, but that we can't get information from CAMPO. And I'd like the Board to -- the Court to address those type things when we have these things --

Judge Biscoe: Thank you, Mr. Priest.

Morris Priest: Would like to know where there's such a disparity in information when it comes to things like this.

Judge Biscoe: Thank you very much.

Morris Priest: Yes.

Iliana Riojas: Hi, good morning, Commissioners, Iliana and I'm a volunteer with Las Lomitas. Most of you remember it was because Commissioners were considered closing the water outlet by 183 in southeast Austin. So thank you for leaving it open not just to them but to the many out there that are still going out there and filling up their tanks for water. Due to that last meeting we were here, we have -- I want to thank everyone that has reached out to las comitas and the media and other organizations such as U.T. Has reached out to us and pointed news the direction of CDBG. So thank you all for all your support.

Judge Biscoe: Thank you very much.

Jeanettte Parker: My name is Jeanette Parker. I was here with Iliana. As far as duplication, we're just glad you all put us in here and are helping us out. People have been coming out to our land and talking with us and meeting with us and trying to help us get water and we're going to be one of the alternate projects, I believe, in the future, and I don't mind the money you all are going to spend on us, I don't mind it at all. I just want to say thank you.

Judge Biscoe: Thank you.

Maria Avila: [speaking in Spanish, translated by Alba Serrano] A year ago I was here asking to help -- for help to have water at (my) spot. I remember that a year ago we were very desperate because we did not have any response on what would happen with the water. I want to thank you for continuing to keep that waterline open and I do want to remind you that in terms of the hours that's available, there are people who are still having difficulties. Many people work and so the hours are not responsive to that need of being available outside of those work hours. Many people are still without water because of those hours of availability. So I know that our project is on track, but I would like to ask for your help with the availability on those hours so that people who work can have access to water right now. And I wanted to thank everybody, all the organizations and individuals who are helping us with this water project and just remind that right now there is a need around those hours and thank you.

Judge Biscoe: Thank you very much.

Commissioner Gomez: And I think that what we need to do, Judge, is probably my staff needs to get together with the T.N.R. staff so we can talk about those hours.

ATTACHMENT F: PUBLIC PARTICIPATION ADVERTISEMENTS

PUBLIC NOTICE

TRAVIS COUNTY COMMUNITY DEVELOPMENT BLOCK GRANT (CDBG)

INVITATION TO PARTICIPATE IN COMMUNITY NEEDS FORUMS THROUGHOUT THE MONTH OF FEBRUARY, 2012

Travis County invites the public to participate in community forums where residents will have an opportunity to present community needs and recommend projects for Community Development Block Grant (CDBG) funds for usage in the unincorporated areas of Travis County. The information collected in the forums will guide the selection of CDBG projects for the Program Year 2012 (October 2012 – September 2013).

The Community Development Block Grant (CDBG) program is funded by the United States Department of Housing and Urban Development (HUD) to benefit Travis County low- to moderate-income residents who live in the Village of Webberville or outside any other city limit. The program supports community development activities aimed at revitalizing neighborhoods, improving affordable housing options, and providing improved community facilities and services. For program year 2012, Travis County anticipates to receive approximately $896,762.

The forums will be held according to the following schedule:

FEBRUARY 2012						
TUESDAY	WEDNESDAY	THURSDAY	FRIDAY	SATURDAY	SUNDAY	MONDAY
FEBRUARY 21	FEBRUARY 22	FEBRUARY 23	24	FEBRUARY 25	26	FEBRUARY 27
9:00 am at the **Commissioners Courtroom** at Granger Building	**6:30 pm** at the **Eastside Service Center,** Town Hall	**6:30 pm** at the **South Rural Community Center** (Del Valle)		**9:00 am** at the **Steiner Ranch Community Center**		**6:30 pm** at the **West Rural Community Center** (Oakhill)
314 W. 11th St. Austin, Texas, 78701	6011 Blue Bluff Road, Austin, Texas 78724	3518 FM 973 Del Valle, Texas, 78617		12550 Country Trails Lane, Austin, Texas 78732		8656-A Hwy 71W, Oak Hill, Texas, 78735

Beginning February 21, 2012, if you can not attend any of the forums, you can participate by filling out a Participation Form found at the Travis County Website at www.co.travis.tx.us/CDBG/, at one of the seven Travis County Community Centers or by requesting that it be mailed to you by calling 512-854-3460.

For additional information contact Christy Moffett, at christy.moffett@co.travis.tx.us or call 512-854-3460. To request that an American Sign Language or Spanish interpreter be present at any of the public hearings, please contact staff at least five business days in advance.

NOTICIA PUBLICA

EL PROGRAMA DE SUBSIDIOS GLOBALES DE DESARROLLO COMUNITARIO (CDBG) DEL CONDADO DE TRAVIS

SOLICITAMOS SU AYUDA EN IDENTIFICAR LAS NECESIDADES COMUNITARIAS DEL CONDADO DE TRAVIS

El Condado de Travis invita al público a participar en foros comunitarios donde residentes tendrán la oportunidad de identificar necesidades comunitarias y de recomendar proyectos para el uso de los fondos del Programa de Subsidios Globales de Desarrollo Comunitario (CDBG) que se enfoca en las áreas no incorporadas del condado. La información recaudada en los foros guiará la selección de proyectos CDBG para el Año Programático 2012 (de Octubre 2012 a Septiembre 2012) y ayudará a determinar la prioridades de los fondos para los próximos tres Años Programáticos (de Octubre 2012 a Septiembre 2013).

El Programa de Subsidios Globales de Desarrollo Comunitario (CDBG) recibe fondos del Departamento de Vivienda y Desarrollo Urbano de los EE.UU. para beneficiar a residentes de bajos y medianos ingresos que viven en la Villa de Webberville o en las otras áreas no incorporadas del condado. El programa apoya actividades de desarrollo comunitarias que tienen como propósito revitalizar comunidades, mejorar opciones de viviendas y proporcionar servicios e instalaciones comunitarias mejoradas. Para el Año Programático 2012, el Condado de Travis anticipa recibir aproximadamente $896,762 en fondos CDBG.

Los foros públicos se llevarán a cabo de acuerdo al siguiente horario:

FEBRERO 2012						
MARTES	MIERCOLES	JUEVES	VIERNES	SABADO	DOMINGO	LUNES
FEBRERO 21	FEBRERO 22	FEBRERO 23	24	FEBRERO 25	26	FEBRERO 27
9:00 am en el **Edificio Granger de la Corte Comisionada del Condado**	**6:30 pm** en el **Centro Servicio del Este, Town Hall**	**6:30 pm** en el **Centro Comunitario Rural del Sur** (Del Valle)		**9:00 am** en el **Centro Comunitario de Steiner Ranch**		**6:30 pm** en el **Centro Comunitario Rural del Oeste**
314 W. 11th St. Austin, Texas, 78701	6011 Blue Bluff Road, Austin, Texas 78724	3518 FM 973 Del Valle, Texas, 78617		12550 Country Trails Lane, Austin, Texas 78732		8656-A Hwy 71 W Oak Hill, Texas, 78735

Comenzando al 21 de Febrero de 2012, si no puede asistir a los foros, usted puede participar llenando una Planilla de Participación ubicada en la página web www.co.travis.tx.us/CDBG/, en uno de los siete Centros Comunitarios del Condado de Travis, o puede solicitar que se le envie una planilla por correo llamando al (512) 854-3460.

Para mayor información comuníquese con Christy Moffet a través del e-mail christy.moffett@co.travis.tx.us o llamando al 512-854-3460. Para solicitar que haya un intérprete en español o de lenguaje americano de señas en alguna de estas reuniones, por favor contacte al personal por lo menos con cinco días hábiles de anterioridad.

TRAVIS COUNTY COMMUNITY DEVELOPMENT BLOCK GRANT (CDBG)

INVITATION TO COMMENT ON THE PY12 ACTION PLAN, SUBSTANTIAL AMENDMENTS TO THE PY11-PY13 CONSOLIDATED PLAN AND SUBSTANTIAL AMENDMENTS TO THE PY06-PY10 ACTION PLANS

Travis County is eligible to receive an estimated $896,341 in Community Development Block Grant (CDBG) funds from the U.S. Department of Housing and Urban Development (HUD) to benefit Travis County low- to moderate-income residents who live in the unincorporated areas of the county or the Village of Webberville. The funds are for the program year 2012 which goes from October 1, 2012 to September 30, 2013. Additionally, Travis County is amending its PY11-PY13 Consolidated Plan to add the Village of Webberville. Furthermore, the County is amending its PY06-PY10 Action Plans to delete one project and to direct project savings totaling $227,937.96.

CDBG activities are aimed at revitalizing neighborhoods, improving affordable housing options and providing improved community facilities and services. You can comment on the proposed amendments, projects and actions by attending one of two public hearings or by sending your comments in writing via postal mail or e-mail.

COMMENT PERIOD AND DRAFT DOCUMENT

Comments will be accepted for 30 days beginning June 18, 2012 at 8:00 a.m. and ending July 17, 2012 at 5:00 p.m. Beginning June 18, 2012, drafts of the proposed substantial amendments and action plan and related summaries will be available for download on the Travis County CDBG page www.co.travis.tx.us/CDBG or available for review at any of the seven Travis County Community Centers:

SOUTH RURAL COMMUNITY CENTER	TRAVIS COUNTY COMMUNITY CENTER	WEST RURAL COMMUNITY CENTER	NORTHWEST RURAL COMMUNITY CENTER	EAST RURAL COMMUNITY CENTER	PALM SQUARE COMMUNITY CENTER	POST ROAD COMMUNITY CENTER
3518 FM 973, Del Valle	15822 Foothills Farm Loop, Bldg D, Pflugerville	8656 - A Hwy 71 W., Suite A, Oak Hill	18649 FM 1431, Jonestown	600 W. Carrie Manor, Manor	100 N. IH-35, Suite 1000, Austin	2201 Post Road, Suite 101, Austin

PUBLIC HEARINGS

You can provide your comment by attending any of two Public Hearings scheduled for Tuesday, June 26, 2012 at 9:00 AM or Tuesday, July 10, 2012 at 9:00 AM at Travis County Granger Building, Commissioners Courtroom, 314 W. 11th St, Austin, TX.

MAILING YOUR COMMENTS

You can mail your comments to: CDBG Program, Travis County, HHSVS P.O. Box 1748, Austin, TX 78767 or e-mail them to: cdbg@co.travis.tx.us

Travis County is committed to compliance with the Americans with Disabilities Act (ADA) and Section 504 of the Rehabilitation Act of 1973, as amended. Reasonable modifications and equal access to communications will be provided upon request. Please call 854-3460 for assistance.

EL PROGRAMA DE SUBSIDIOS GLOBALES DE DESARROLLO COMUNITARIO (CDBG) DEL CONDADO DE TRAVIS

INVITACIÓN PARA COMENTAR SOBRE El PLAN DE ACCIÓN PY12, RECTIFICACIONES AL PLAN CONSOLIDAD PY11-13 Y RECTIFICACIONES SUBSTANCIALES AL PLAN DE ACCIÓN PY06-PY10

El Condado de Travis está calificado para recibir una suma estimada de $896,341 en fondos del Programa de Subsidio Globales para el Desarrollo Comunitario (CDBG) del Departamento de Vivienda y Desarrollo Urbano de los Estados Unidos (HUD) destinados a beneficiar a residentes de ingresos bajos o medianos que residen en las áreas no incorporadas del condado o la Villa de Webberville. Adicionalmente el Condado de Travis está rectificando el plan consolidado PY11-PY13 para agregar la Villa de Webberville. El Condado también está rectificando su plan de acción PY06-PY10 para borrar un proyecto y dirigir los ahorros del proyecto que suman a $227,937.96.

Las actividades CDBG tienen como propósito revitalizar comunidades, mejorar opciones de viviendas asequibles y proporcionar servicios e instalaciones comunitarias mejoradas. El público puede realizar comentarios sobre las rectificaciones, los proyectos y acciones durante una de dos audiencias públicas o enviando sus comentarios por escrito a través del correo postal o de un correo electrónico.

PERIODO DE COMENTARIO Y DOCUMENTO PRELIMINAR

Los comentarios públicos se aceptarán por un período de 30 días a partir del 18 de junio de 2012 a las 8:00 a.m. hasta el 17 de julio de 2012 a las 5:00 p.m., borradores de las rectificaciones, el plan de acción y resúmenes relacionados serán disponibles para descargar en la página de CDBG del Condado de Travis web www.co.travis.tx.us/CDBG o en uno de los siguientes siete centros comunitarios del Condado de Travis:

CENTRO COMUNITARIO RURAL DEL SUR	CENTRO COMUNITARIO DEL CONDADO DE TRAVIS	CENTRO COMUNITARIO RURAL DEL OESTE	CENTRO COMUNITARIO RURAL DEL NOROESTE	CENTRO COMUNITARIO RURAL DEL ESTE	CENTRO COMUNITARIO DE PALM SQUARE	CENTRO COMUNITARIO DE POST ROAD
3518 FM 973, Del Valle	15822 Foothills Farm Loop, Bldg D, Pflugerville	8656 - A Hwy 71 W., Suite A, Oak Hill	18649 FM 1431, Jonestown	600 W. Carrie Manor, Manor	100 N. IH-35, Suite 1000, Austin	2201 Post Road, Suite 101, Austin

AUDIENCIA PÚBLICA

El público puede presentar sus comentarios asistiendo a cualquiera de dos audiencias públicas planificadas para el martes 26 de junio de 2012 a las 9:00 AM y el martes 10 de julio de 2012 a las 9:00 AM en la sala de justicia del comisionado ubicada en el Edificio Granger del Condado de Travis, en la dirección 314 W. 11th St, Austin, TX.

ENVÍO DE COMENTARIOS

El público puede enviar sus comentarios por correo postal a la dirección: CDBG Program, Travis County HHSVS P.O. Box 1748, Austin, TX 78767 o por e-mail a Christy Moffett al correo electrónico christy.moffett@co.travis.tx.us

El Condado de Travis está comprometido a cumplir con la Ley de Americanos con Discapacidades (ADA) y con la Sección 504 de la Ley de Rehabilitación de 1973, según su enmienda. Al solicitarlo, se proporcionarán modificaciones razonables e igual acceso a comunicaciones. Si necesita ayuda, por favor llame al 854-3460.

APPENDIX C: LAKE OAK ESTATES PRIMARY SURVEY RESULTS

APPENDIX C: LAKE OAK ESTATES PRIMARY SURVEY RESULTS

Summary of Primary Survey Results and Low/Moderate Income Percentages		
1.	Enter the Estimated total number of families in the service area:	43
2.	Enter the total number of families interviewed:	39
3.	Enter the total number of persons in the families interviewed:	126
4.	Enter the total number of persons in the families interviewed who are low and moderate income persons:	108
5.	Divide Line 4 by Line 3:	.857
6.	Multiply Line 5 by 100. This is the percentage of LMI persons in the service area.	85.7

Comparison of Distribution of Family Size by Family Income				
Number of Persons in Family	Low/Moderate Income		Above Low/Moderate Income	
	Number	Percentage	Number	Percentage
1	7	21.9%	1	14.3%
2	5	15.6%	1	14.3%
3	5	15.6%	5	71.4%
4	6	18.8%	0	0.0%
5	4	12.5%	0	0.0%
6	3	9.4%	0	0.0%
7	2	6.3%	0	0.0%
8	0	0.0%	0	0.0%
9 or more	0	0.0%	0	0.0%
Total	32	100.0%	7	100.0%

Summary of Primary Survey Results Race and Ethnicity

Race		Ethnicity	
Race Category Choices	**Total Number**	**Number of Non-Hispanic**	**Number of Hispanic**
White	29	25	4
Black/African American	0	0	0
Asian	0	0	0
American Indian/Alaskan Native	0	0	0
Native Hawaiian/Other Pacific Islander	0	0	0
Other or Multi-racial	97	13	84

APPENDIX D: CERTIFICATIONS

APPENDIX D: NON-STATE GOVERNMENT CERTIFICATION

In accordance with the applicable statutes and the regulations governing the consolidated plan regulations, the jurisdiction certifies that:

Affirmatively Further Fair Housing -- The jurisdiction will affirmatively further fair housing, which means it will conduct an analysis of impediments to fair housing choice within the jurisdiction, take appropriate actions to overcome the effects of any impediments identified through that analysis, and maintain records reflecting that analysis and actions in this regard.

Anti-displacement and Relocation Plan -- It will comply with the acquisition and relocation requirements of the Uniform Relocation Assistance and Real Property Acquisition Policies Act of 1970, as amended, and implementing regulations at 49 CFR 24; and it has in effect and is following a residential antidisplacement and relocation assistance plan required under section 104(d) of the Housing and Community Development Act of 1974, as amended, in connection with any activity assisted with funding under the CDBG or HOME programs.

Drug Free Workplace -- It will or will continue to provide a drug-free workplace by:

1. Publishing a statement notifying employees that the unlawful manufacture, distribution, dispensing, possession, or use of a controlled substance is prohibited in the grantee's workplace and specifying the actions that will be taken against employees for violation of such prohibition;
2. Establishing an ongoing drug-free awareness program to inform employees about –
   - The dangers of drug abuse in the workplace;
   - The grantee's policy of maintaining a drug-free workplace;
   - Any available drug counseling, rehabilitation, and employee assistance programs; and
   - The penalties that may be imposed upon employees for drug abuse violations occurring in the workplace;
3. Making it a requirement that each employee to be engaged in the performance of the grant be given a copy of the statement required by paragraph 1;
4. Notifying the employee in the statement required by paragraph 1 that, as a condition of employment under the grant, the employee will –
   - Abide by the terms of the statement; and
   - Notify the employer in writing of his or her conviction for a violation of a criminal drug statute occurring in the workplace no later than five calendar days after such conviction;

5. Notifying the agency in writing, within ten calendar days after receiving notice under subparagraph 4(b) from an employee or otherwise receiving actual notice of such conviction. Employers of convicted employees must provide notice, including position title, to every grant officer or other designee on whose grant activity the convicted employee was working, unless the Federal agency has designated a central point for the receipt of such notices. Notice shall include the identification number(s) of each affected grant;
6. Taking one of the following actions, within 30 calendar days of receiving notice under subparagraph 4(b), with respect to any employee who is so convicted –
   - Taking appropriate personnel action against such an employee, up to and including termination, consistent with the requirements of the Rehabilitation Act of 1973, as amended; or
   - Requiring such employee to participate satisfactorily in a drug abuse assistance or rehabilitation program approved for such purposes by a Federal, State, or local health, law enforcement, or other appropriate agency;
7. Making a good faith effort to continue to maintain a drug-free workplace through implementation of paragraphs 1, 2, 3, 4, 5 and 6.

Anti-Lobbying -- To the best of the jurisdiction's knowledge and belief:

8. No Federal appropriated funds have been paid or will be paid, by or on behalf of it, to any person for influencing or attempting to influence an officer or employee of any agency, a Member of Congress, an officer or employee of Congress, or an employee of a Member of Congress in connection with the awarding of any Federal contract, the making of any Federal grant, the making of any Federal loan, the entering into of any cooperative agreement, and the extension, continuation, renewal, amendment, or modification of any Federal contract, grant, loan, or cooperative agreement;
9. If any funds other than Federal appropriated funds have been paid or will be paid to any person for influencing or attempting to influence an officer or employee of any agency, a Member of Congress, an officer or employee of Congress, or an employee of a Member of Congress in connection with this Federal contract, grant, loan, or cooperative agreement, it will complete and submit Standard Form-LLL, "Disclosure Form to Report Lobbying," in accordance with its instructions; and
10. It will require that the language of paragraph 1 and 2 of this anti-lobbying certification be included in the award documents for all subawards at all tiers (including subcontracts, subgrants, and contracts under grants, loans, and cooperative agreements) and that all subrecipients shall certify and disclose accordingly.

Authority of Jurisdiction -- The consolidated plan is authorized under State and local law (as applicable) and the jurisdiction possesses the legal authority to carry out the programs for which it is seeking funding, in accordance with applicable HUD regulations.

Consistency with plan -- The housing activities to be undertaken with CDBG, HOME, ESG, and HOPWA funds are consistent with the strategic plan.

Section 3 -- It will comply with section 3 of the Housing and Urban Development Act of 1968, and implementing regulations at 24 CFR Part 135.

Samuel T. Biscoe

Signature/Authorized Official

08/07/2012

Date

Samuel T. Biscoe

Name

County Judge

Title

P.O. Box 1748

Address

Austin, Texas 78767

City/State/Zip

512/854-9555

Telephone Number

SPECIFIC CDBG CERTIFICATIONS

The Entitlement Community certifies that:

Citizen Participation -- It is in full compliance and following a detailed citizen participation plan that satisfies the requirements of 24 CFR 91.105.

Community Development Plan -- Its consolidated housing and community development plan identifies community development and housing needs and specifies both short-term and long-term community development objectives that provide decent housing, expand economic opportunities primarily for persons of low and moderate income. (See CFR 24 570.2 and CFR 24 part 570)

Following a Plan -- It is following a current consolidated plan (or Comprehensive Housing Affordability Strategy) that has been approved by HUD.

Use of Funds -- It has complied with the following criteria:

11. Maximum Feasible Priority - With respect to activities expected to be assisted with CDBG funds, it certifies that it has developed its Action Plan so as to give maximum feasible priority to activities which benefit low and moderate income families or aid in the prevention or elimination of slums or blight. The Action Plan may also include activities which the grantee certifies are designed to meet other community development needs having a particular urgency because existing conditions pose a serious and immediate threat to the health or welfare of the community, and other financial resources are not available);

12. Overall Benefit - The aggregate use of CDBG funds including section 108 guaranteed loans during program year(s) 2011(a period specified by the grantee consisting of one, two, or three specific consecutive program years), shall principally benefit persons of low and moderate income in a manner that ensures that at least 70 percent of the amount is expended for activities that benefit such persons during the designated period;

13. Special Assessments - It will not attempt to recover any capital costs of public improvements assisted with CDBG funds including Section 108 loan guaranteed funds by assessing any amount against properties owned and occupied by persons of low and moderate income, including any fee charged or assessment made as a condition of obtaining access to such public improvements.

    However, if CDBG funds are used to pay the proportion of a fee or assessment that relates to the capital costs of public improvements (assisted in part with CDBG funds) financed from other

revenue sources, an assessment or charge may be made against the property with respect to the public improvements financed by a source other than CDBG funds.

The jurisdiction will not attempt to recover any capital costs of public improvements assisted with CDBG funds, including Section 108, unless CDBG funds are used to pay the proportion of fee or assessment attributable to the capital costs of public improvements financed from other revenue sources. In this case, an assessment or charge may be made against the property with respect to the public improvements financed by a source other than CDBG funds. Also, in the case of properties owned and occupied by moderate-income (not low income) families, an assessment or charge may be made against the property for public improvements financed by a source other than CDBG funds if the jurisdiction certifies that it lacks CDBG funds to cover the assessment.

Excessive Force -- It has adopted and is enforcing:

14. A policy prohibiting the use of excessive force by law enforcement agencies within its jurisdiction against any individuals engaged in non-violent civil rights demonstrations; and

15. A policy of enforcing applicable State and local laws against physically barring entrance to or exit from a facility or location which is the subject of such non-violent civil rights demonstrations within its jurisdiction;

Compliance With Anti-discrimination laws -- The grant will be conducted and administered in conformity with title VI of the Civil Rights Act of 1964 (42 USC 2000d), the Fair Housing Act (42 USC 3601-3619), and implementing regulations.

Lead-Based Paint -- Its activities concerning lead-based paint will comply with the requirements of part 35, subparts A, B, J, K and R, of title 24;

Compliance with Laws -- It will comply with applicable laws.

Samuel T. Biscoe

Signature/Authorized Official

08/07/2012

Date

Samuel T. Biscoe

Name

County Judge

Title

P.O. Box 1748

Address

Austin, TX 78767

City/State/Zip

512/854-9555

Telephone Number

APPENDIX TO CERTIFICATIONS

Instructions Concerning Lobbying and Drug-Free Workplace Requirements

Lobbying Certification

This certification is a material representation of fact upon which reliance was placed when this transaction was made or entered into. Submission of this certification is a prerequisite for making or entering into this transaction imposed by section 1352, title 31, U.S. Code. Any person who fails to file the required certification shall be subject to a civil penalty of not less than $10,000 and not more than $100,000 for each such failure.

Drug-Free Workplace Certification

1. By signing and/or submitting this application or grant agreement, the grantee is providing the certification.
2. The certification is a material representation of fact upon which reliance is placed when the agency awards the grant. If it is later determined that the grantee knowingly rendered a false certification, or otherwise violates the requirements of the Drug-Free Workplace Act, HUD, in addition to any other remedies available to the Federal Government, may take action authorized under the Drug-Free Workplace Act.
3. Workplaces under grants, for grantees other than individuals, need not be identified on the certification. If known, they may be identified in the grant application. If the grantee does not identify the workplaces at the time of application, or upon award, if there is no application, the grantee must keep the identity of the workplace(s) on file in its office and make the information available for Federal inspection. Failure to identify all known workplaces constitutes a violation of the grantee's drug-free workplace requirements.
4. Workplace identifications must include the actual address of buildings (or parts of buildings) or other sites where work under the grant takes place. Categorical descriptions may be used (e.g., all vehicles of a mass transit authority or State highway department while in operation, State employees in each local unemployment office, performers in concert halls or radio stations).
5. If the workplace identified to the agency changes during the performance of the grant, the grantee shall inform the agency of the change(s), if it previously identified the workplaces in question (see paragraph three).

The grantee may insert in the space provided below the site(s) for the performance of work done in connection with the specific grant: Place of Performance (Street address, city, county, state, zip code) Check if there are workplaces on file that are not identified here. The certification with regard to the drug-free workplace is required by 24 CFR part 21.

Place Name	Street	City	County	State	Zip
Palm Square Building	100 N. IH 35	Austin	Travis	TX	78701
Granger Building	314 W. 11th	Austin	Travis	TX	78701
700 Lavaca	700 Lavaca	Austin	Travis	TX	78701
Executive Office Building	411 W. 13th	Austin	Travis	TX	78701
Highland Mall Office	502 E. Highland Mall Blvd.	Austin	Travis	TX	78752
Northwest Rural Community Center	18649 FM 1431, Suite 6A	Jonestown	Travis	TX	78645
West Rural Community Center	8656-A Hwy 71W, Suite A	Oak Hill	Travis	TX	78735
Travis County Community Center	15822 Foothill Farms Loop, Bldg D	Pflugerville	Travis	TX	78660
East Rural Community Center	600 W. Carrie Manor	Manor	Travis	TX	78653
South Rural Community Center	3518 FM 973	Del Valle	Travis	TX	78617

6. Definitions of terms in the Nonprocurement Suspension and Debarment common rule and Drug-Free Workplace common rule apply to this certification. Grantees' attention is called, in particular, to the following definitions from these rules: "Controlled substance" means a controlled substance in Schedules I through V of the Controlled Substances Act (21 U.S.C. 812) and as further defined by regulation (21 CFR 1308.11 through 1308.15); "Conviction" means a finding of guilt (including a plea of *nolo contendere*) or imposition of sentence, or both, by any judicial body charged with the responsibility to determine violations of the Federal or State criminal drug statutes; "Criminal drug statute" means a Federal or non-Federal criminal statute involving the manufacture, distribution, dispensing, use, or possession of any controlled substance; "Employee" means the employee of a grantee directly engaged in the performance of work under a grant, including:

   - All "direct charge" employees;

- all "indirect charge" employees unless their impact or involvement is insignificant to the performance of the grant; and
- temporary personnel and consultants who are directly engaged in the performance of work under the grant and who are on the grantee's payroll. This definition does not include workers not on the payroll of the grantee (e.g., volunteers, even if used to meet a matching requirement; consultants or independent contractors not on the grantee's payroll; or employees of subrecipients or subcontractors in covered workplaces).

Note that by signing these certifications, certain documents must completed, in use, and on file for verification. These documents include:

1. Analysis of Impediments to Fair Housing
2. Citizen Participation Plan
3. Anti-displacement and Relocation Plan

Samuel T. Biscoe

Signature/Authorized Official

08/07/2012

Date

Samuel T. Biscoe

Name

County Judge

Title

P.O. Box 1748

Address

Austin, TX 78767

City/State/Zip

512/854-9555

Telephone Number