PY16

Travis County, Texas

Program Year 2016 (PY16) Action Plan

Travis County HHS/VS
CDBG Office
502 E. Highland Mall Blvd.
P.O. Box 1748
Austin, TX 78767

Travis County, Texas
PY16 Action Plan

Annual Action Plan
Program Year 2016

Prepared by:

Travis County Health and Human Services & Veterans Service (HHS/VS)

Community Development Block Grant (CDBG) Program

Office of the County Executive

County Executive: Sherri E. Fleming

Lead Writers: Christy Copeland Moffett, Martha Brown, and Elena Rivera

Final Approved by the TCCC on August 9, 2016

Questions or Comments? Please contact the CDBG Office at cdbg@co.travis.tx.us

Travis County HHS/VS
CDBG Office
502 E. Highland Mall Blvd.
P.O. Box 1748
Austin, TX 78767

CDBG

Travis County

Community Development Block Grant Program

Travis County, Texas
Commissioners Court

Sarah Eckhardt
Travis County Judge

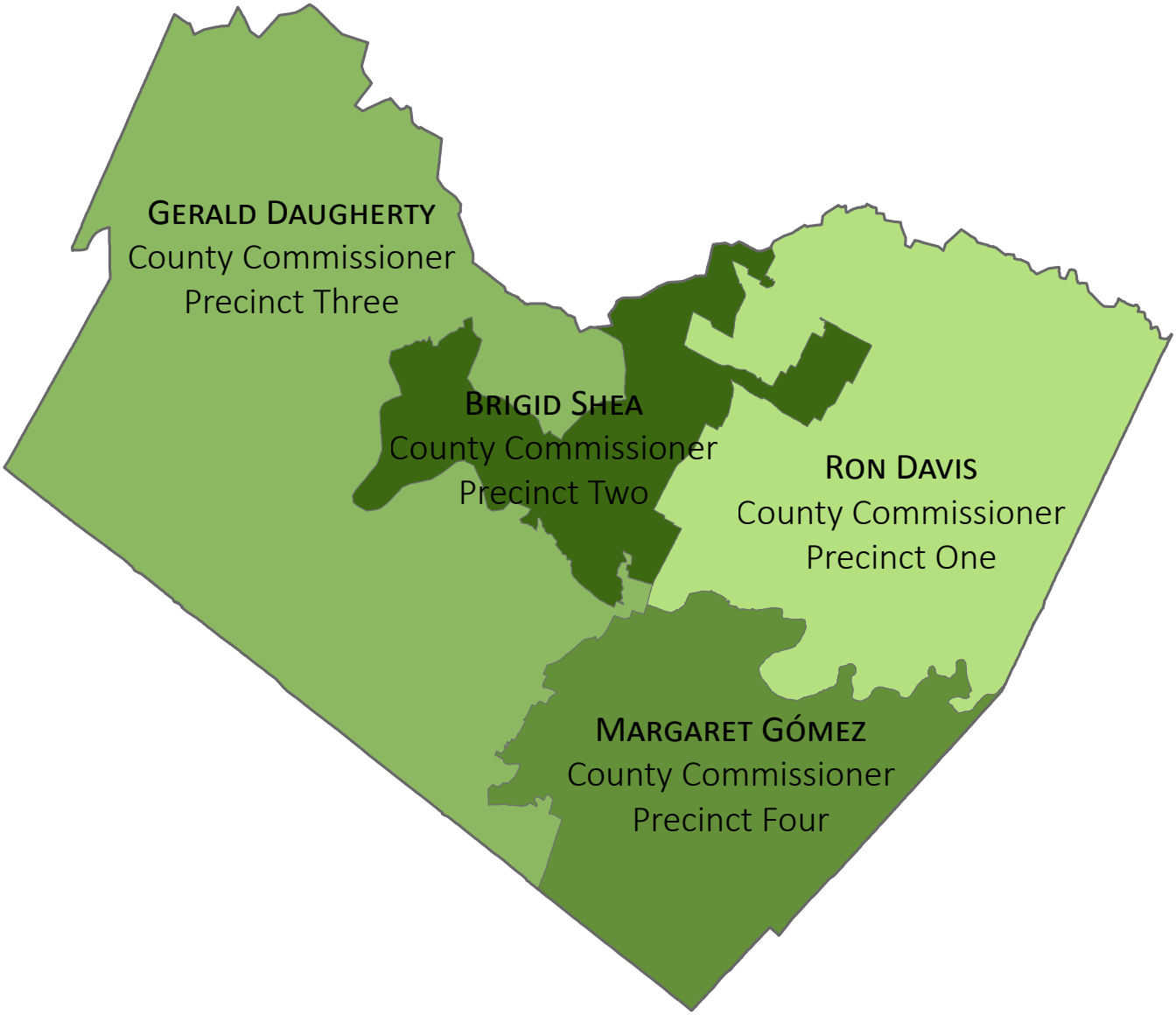

Table of Contents

I. Executive Summary

Executive Summary.....1

II. The Process

II.A. Lead & Responsible Agencies.....4

II.B. Contact Information.....4

II.C. Consultation.....5

III. Public Participation

Public Participation.....15

IV. Expected Resources

Expected Resources.....20

V. Annual Goals and Objectives

Annual Goals and Objectives.....21

VI. Projects

VI.A. Introduction.....23

VI.B. Projects Summary.....25

VI.C. Geographic Distribution.....31

VII. Affordable Housing

VII.A. Discussion.....32

VII.B. Public Housing.....32

VII.C. Homeless and Other Special Needs Activities.....33

VII.D. Barriers to affordable housing.....35

VIII. Other Actions

Other Actions.....37

IX. Program Specific Requirements

Program Specific Requirements.....39

Appendices

Appendix A – Public Participation.....40

Appendix B – CDBG PY16 Projects & Alternate Projects.....69

Appendix C – Maps.....84

I. Executive Summary

Introduction

Under the provisions of Title 1 of the Housing and Community Development Act of 1974 (42 USC 5301), the Federal government, through the U.S Department of Housing and Urban Development (HUD), sponsors a program that provides Community Development Block Grants (CDBG) to cities and counties to develop viable urban communities by providing decent housing and a suitable living environment and by expanding economic opportunities for low- and moderate-income persons. Since 2006, Travis County has received CDBG funds from HUD on an annual basis.

Designated as the lead agency by the Travis County Commissioners Court, the Health and Human Services & Veterans Service Department (HHS/VS) prepares and submits this annual Action Plan to HUD every year. HHS/VS is responsible for the public notification process, approval of projects, and the administration of these grants.

The Action Plan for Program Year 2016 (PY16) is the County's strategy for addressing the community's critical housing and community development needs in the Travis County CDBG service area, which includes all the unincorporated areas and the Village of Webberville. PY16 is the third year of the five-year Consolidated Plan that spans PY14-PY18. Both the Consolidated Plan and Action Plan are developed under the guidelines established by HUD. The Action Plan allocates a total of $1,087,585 for PY16, which will assist low- and moderate-income Travis County households in the CDBG service area with infrastructure improvements, home rehabilitation, land acquisition for affordable housing development, and public services.

Community engagement and participation is an essential goal of this program; therefore, the residents of Travis County were instrumental in developing this Plan. County staff drew on a variety of data sources to provide a quantitative analysis of community needs and provided multiple opportunities to collect public input. The draft Annual Action Plan was made available for public review with opportunities for additional comments provided at two public hearings. Comments were considered in the preparation of the final Plan.

At the end of each fiscal year, the County must also prepare a Consolidated Annual Performance Evaluation Report (CAPER) to provide information to HUD and the public to evaluate the County's performance, to determine whether the activities undertaken during the program year helped to meet the County's five-year goals, and to address priority needs identified in the Consolidated Plan and the Annual Action Plan. This annual performance report, prepared with public review and comment, must be submitted to HUD annually, no later than December 31st.

Summary of Objectives and Outcomes Identified in the Plan

After considering the housing, community development, and public service needs of Travis County's low- to moderate-income residents, along with public engagement efforts, Travis County Commissioners Court identified priorities for the five-year consolidated planning period. Please see Table 1 below.

Table 1 - PY14-PY18 Strategic Priorities

Category	Ranking
Infrastructure	High
Housing	High
Community Services	High
Populations with Specialized Needs	High
Public Buildings and Facilities	Low
Business and Jobs	Low

Based on these priorities and the results of the PY16 Community Needs Assessment, the Commissioners Court approved projects for PY16, as summarized in Table 2. For a detailed discussion of projects, please refer to Section "AP-35 Projects" of this Plan.

Table 2 - PY16 Projects

Project	Allocation
Northeast Feeder Route Bus Service	$56,053
Owner Occupied Septic System Program	$250,000
Hillmoore Drive Street Improvements	$210,000
Land Acquisition for Affordable Housing Development	$246,930
Tenants' Rights and Fair Housing Counseling Services	$32,375
Social Work Expansion Project	$74,710
Administration and Planning	$217,517
Northeast Feeder Route Bus Service	$56,053

Evaluation of Past Performance

Program Year 2015 (PY15) marked the tenth year that Travis County received CDBG funds. Funds from 2013-2015 are currently being spent. As projects are implemented, internal monitoring is taking place to assure grant compliance and project effectiveness. HUD monitored Travis County's CDBG program in April 2010 and June 2013 with no findings and one concern related to timely spending of funds. The County's external auditor also reviewed the program in 2013 and 2015 and had no findings.

As part of the mandate from Congress to administer the CDBG program, each year HUD determines whether each CDBG entitlement is carrying out its activities "in a timely manner." HUD conducts an analysis of each entitlement's timeliness of spending 10 months into each grant year. For Travis County, the test occurs every August. The threshold for compliance with timeliness is having no more than 1.5 times the current year's allocation unspent. The CDBG program has made enough adjustments to achieve timeliness annually. The County achieved timeliness for PY15 in July 2016.

Summary of Citizen Participation Process and Consultation Process

For the PY16 Action Plan, information on community needs was gathered through a variety of mechanisms. During the month of March 2016, the public and service providers had the opportunity to provide input by: 1) attending one of five public hearings, 2) completing a Needs Assessment survey, and/or 3) completing a Project Proposal form. As a result of the public participation process:

- 17 people attended the public hearings,
- 84 responses were received for the Needs Assessment Survey,
- 20 project proposals were received, and
- 2 comments were received during the Public Comment period.

For more details and the full results of the process, please refer to "Appendix A: Public Participation." After presentation to the Commissioners Court, the draft PY16 Action Plan was posted for public comment for thirty days.

Summary of public comments

The draft PY16 Action Plan was posted for comment from June 27, 2016-July 26, 2016. Two comments were received at the public hearings at Commissioners Court. One comment related to the need for additional funding for affordable housing in Travis County. One comment related to the need to not duplicate counts of households receiving assistance through both the homeowner repair program and the septic system program. For a full transcription of the comments please refer to Appendix A: Public Participation.

Summary of comments or views not accepted and the reasons for not accepting them

The draft PY16 Action Plan was posted for comment from June 27, 2016-July 26, 2016. For a full transcription of the comments please refer to Appendix A: Public Participation.

II. The Process

II.A. Lead & Responsible Agencies

Describe the agency/entity responsible for preparing the Consolidated Plan and those responsible for administration of each grant program and funding source.

Table 3 – Responsible Agencies

Agency Role	Name	Department/Agency
CDBG Administrator	Travis County	Health and Human Services and Veterans Services

Narrative

The HHS/VS Department is the lead county agency responsible for the administration of the County's CDBG funding. This Department has the primary responsibility of assessing community needs, developing the Consolidated Plan and annual Action Plans, managing project activities in conjunction with other county departments and community partners, administering the finances, and monitoring and reporting. The CDBG office is located in the Office of the County Executive within HHS/VS. The Department reports to the Travis County Commissioners Court for oversight authority.

II.B. Contact Information

Christy Copeland Moffett, MSSW
CDBG Planning Manager
Office of the County Executive
Travis County Health and Human Services & Veterans Service
P.O. Box 1748, Austin, TX 78767
P: 512.854.3460 F: 512.854.7140

II.C. Consultation

Introduction

Service providers, Travis County departments, and other local governmental agencies had several different opportunities to participate in the PY16 Action Plan process: 1) completion of a Community Needs Assessment, 2) submission of a Project Proposal, and 3) through consultation on specific content areas in the plan.

The PY16 Community Needs Assessment was available as an online survey. Respondents were asked to assist in determining the spending priorities for PY16, by ranking three of the six investment categories (Populations with Specialized Needs, Community Services, Housing, Infrastructure, Public Buildings and Facilities, and Business and Jobs) as "most urgent," "urgent," and "important" needs. In total, 46 responses were received from service providers. Forty-three responses were from non-profit organizations, and 3 were from units of local government.

Provide a concise summary of the jurisdiction's activities to enhance coordination between public and assisted housing providers and private and governmental health, mental health and service agencies.

During PY16, CDBG staff will continue to work closely with the Travis County Housing Finance Corporation and other Travis County departments to implement the actions outlined in the County's Fair Housing Plan. As part of this process, the County has convened an Affordable Housing Policy Committee. While the committee is made up of Travis County and City of Austin staff, the structure of the work includes consultation with an advisory group consisting of representatives from other units of local government, nonprofit and for profit housing developers, and social service agencies. As the committee creates or refines policies, they will seek input from this advisory group to ensure effective coordination between all parties.

CDBG staff provide technical assistance to the Housing Authority of Travis County on an as needed basis. During PY15, staff have provided GIS mapping services as well as technical assistance on affirmative marketing and fair housing.

Additionally, CDBG staff and other Travis County Departmental staff participate in a variety of planning efforts that include a variety of stakeholders such as the City of Austin, local nonprofits, and other regional organizations. Some of these efforts include participation in Ending Community Homelessness Coalition (ECHO), the Community Health Improvement Plan, and the Permanent Supportive Housing Leadership Committee. In PY16, CDBG staff will continue implementing projects with Capital Metro, the local transportation agency, that expands public transit access to residents of the unincorporated areas.

Describe coordination with the Continuum of Care and efforts to address the needs of homeless persons (particularly chronically homeless individuals and families, families with children, veterans, and unaccompanied youth) and persons at risk of homelessness.

The CDBG funded Social Work project is assisting in piloting the Coordinated Assessment system in areas outside the urban core. On January 22, 2016 as part of the annual Point-In-Time Count of people experiencing homelessness, magnet events were held at the Travis County Community Centers to help provide a more accurate count of the homeless population in the outlying areas. HHS/VS staff

participate on the Independent Review Team, Membership Council, and Housing Committee, while the Family Support Services Division provide homelessness prevention services. Finally, HHS/VS staff provide general fund dollars to a variety of agencies that work on homelessness issues through its social service contract investments.

Describe consultation with the Continuum(s) of Care that serves the jurisdiction's area in determining how to allocate ESG funds, develop performance standards for and evaluate outcomes of projects and activities assisted by ESG funds, and develop funding, policies and procedures for the operation and administration of HMIS.

The Jurisdiction does not receive ESG funds.

Describe Agencies, groups, organizations and others who participated in the process and describe the jurisdiction's consultations with housing, social service agencies and other entities.

See table below.

Table 4 – Agencies, groups, organizations who participated

1	**Agency/Group/Organization**	**AIDS SERVICES OF AUSTIN**
	Agency/Group/Organization Type	Services-Persons with HIV/AIDS Services-Victims of Domestic Violence Services-homeless
	What section of the Plan was addressed by Consultation?	Community Needs Assessment
	Briefly describe how the Agency/Group/Organization was consulted. What are the anticipated outcomes of the consultation or areas for improved coordination?	The agency completed the Needs Assessment survey which is used to help identify priorities for and areas of investment for the next program year.
2	**Agency/Group/Organization**	**Any Baby Can**
	Agency/Group/Organization Type	Services-Children Services-Persons with Disabilities Services-Health Services-Education
	What section of the Plan was addressed by Consultation?	Community Needs Assessment

	Briefly describe how the Agency/Group/Organization was consulted. What are the anticipated outcomes of the consultation or areas for improved coordination?	The agency completed the Needs Assessment survey which is used to help identify priorities for and areas of investment for the next program year.
3	**Agency/Group/Organization**	**Austin Child Guidance Center**
	Agency/Group/Organization Type	Services-Children
	What section of the Plan was addressed by Consultation?	Community Needs Assessment
	Briefly describe how the Agency/Group/Organization was consulted. What are the anticipated outcomes of the consultation or areas for improved coordination?	The agency completed the Needs Assessment survey which is used to help identify priorities for and areas of investment for the next program year.
4	**Agency/Group/Organization**	**Austin Community College**
	Agency/Group/Organization Type	Services-Education
	What section of the Plan was addressed by Consultation?	Community Needs Assessment
	Briefly describe how the Agency/Group/Organization was consulted. What are the anticipated outcomes of the consultation or areas for improved coordination?	The agency completed the Needs Assessment survey which is used to help identify priorities for and areas of investment for the next program year.
5	**Agency/Group/Organization**	**AUSTIN TENANTS COUNCIL**
	Agency/Group/Organization Type	Service-Fair Housing
	What section of the Plan was addressed by Consultation?	Community Needs Assessment
	Briefly describe how the Agency/Group/Organization was consulted. What are the anticipated outcomes of the consultation or areas for improved coordination?	The agency completed the Needs Assessment survey which is used to help identify priorities for and areas of investment for the next program year.
6	**Agency/Group/Organization**	**Austin Travis County Integral Care (ATCIC)**

	Agency/Group/Organization Type	Housing Services-Children Services-Elderly Persons Services-Persons with Disabilities Services-Persons with HIV/AIDS Services-Victims of Domestic Violence Services-homeless Services-Health Services-Employment Health Agency
	What section of the Plan was addressed by Consultation?	Community Needs Assessment
	Briefly describe how the Agency/Group/Organization was consulted. What are the anticipated outcomes of the consultation or areas for improved coordination?	The agency completed the Needs Assessment survey which is used to help identify priorities for and areas of investment for the next program year.
7	**Agency/Group/Organization**	**Big Brothers Big Sisters of Central Texas**
	Agency/Group/Organization Type	Services-Children
	What section of the Plan was addressed by Consultation?	Community Needs Assessment
	Briefly describe how the Agency/Group/Organization was consulted. What are the anticipated outcomes of the consultation or areas for improved coordination?	The agency completed the Needs Assessment survey which is used to help identify priorities for and areas of investment for the next program year.
8	**Agency/Group/Organization**	**Boys & Girls Club of the Austin Area**
	Agency/Group/Organization Type	Services-Children
	What section of the Plan was addressed by Consultation?	Community Needs Assessment
	Briefly describe how the Agency/Group/Organization was consulted. What are the anticipated outcomes of the consultation or areas for improved coordination?	The agency completed the Needs Assessment survey which is used to help identify priorities for and areas of investment for the next program year.
9	**Agency/Group/Organization**	**Capital IDEA Inc.**
	Agency/Group/Organization Type	Services-Employment

	What section of the Plan was addressed by Consultation?	Community Needs Assessment
	Briefly describe how the Agency/Group/Organization was consulted. What are the anticipated outcomes of the consultation or areas for improved coordination?	The agency completed the Needs Assessment survey which is used to help identify priorities for and areas of investment for the next program year.
10	**Agency/Group/Organization**	**CARITAS OF AUSTIN**
	Agency/Group/Organization Type	Housing Services-homeless Services-Education Services-Employment
	What section of the Plan was addressed by Consultation?	Community Needs Assessment
	Briefly describe how the Agency/Group/Organization was consulted. What are the anticipated outcomes of the consultation or areas for improved coordination?	The agency completed the Needs Assessment survey which is used to help identify priorities for and areas of investment for the next program year.
11	**Agency/Group/Organization**	**Catholic Charities of Central Texas**
	Agency/Group/Organization Type	Services-Children Services-Victims of Domestic Violence Services-Employment
	What section of the Plan was addressed by Consultation?	Community Needs Assessment
	Briefly describe how the Agency/Group/Organization was consulted. What are the anticipated outcomes of the consultation or areas for improved coordination?	The agency completed the Needs Assessment survey which is used to help identify priorities for and areas of investment for the next program year.
12	**Agency/Group/Organization**	**Drive A Senior Northwest**
	Agency/Group/Organization Type	Services-Elderly Persons
	What section of the Plan was addressed by Consultation?	Community Needs Assessment

	Briefly describe how the Agency/Group/Organization was consulted. What are the anticipated outcomes of the consultation or areas for improved coordination?	The agency completed the Needs Assessment survey which is used to help identify priorities for and areas of investment for the next program year.
13	**Agency/Group/Organization**	**ECHO**
	Agency/Group/Organization Type	Housing Services-homeless
	What section of the Plan was addressed by Consultation?	Community Needs Assessment
	Briefly describe how the Agency/Group/Organization was consulted. What are the anticipated outcomes of the consultation or areas for improved coordination?	The agency completed the Needs Assessment survey which is used to help identify priorities for and areas of investment for the next program year.
14	**Agency/Group/Organization**	**FOUNDATION COMMUNITIES, INC**
	Agency/Group/Organization Type	Housing
	What section of the Plan was addressed by Consultation?	Community Needs Survey
	Briefly describe how the Agency/Group/Organization was consulted. What are the anticipated outcomes of the consultation or areas for improved coordination?	The agency completed the Needs Assessment survey which is used to help identify priorities for and areas of investment for the next program year.
15	**Agency/Group/Organization**	**Foundation for the Homeless**
	Agency/Group/Organization Type	Housing Services-Children Services-homeless
	What section of the Plan was addressed by Consultation?	Community Needs Assessment
	Briefly describe how the Agency/Group/Organization was consulted. What are the anticipated outcomes of the consultation or areas for improved coordination?	The agency completed the Needs Assessment survey which is used to help identify priorities for and areas of investment for the next program year.
16	**Agency/Group/Organization**	**Goodwill of Central Texas**

	Agency/Group/Organization Type	Services-Persons with Disabilities Services-homeless Services-Education Services-Employment
	What section of the Plan was addressed by Consultation?	Community Needs Assessment
	Briefly describe how the Agency/Group/Organization was consulted. What are the anticipated outcomes of the consultation or areas for improved coordination?	The agency completed the Needs Assessment survey which is used to help identify priorities for and areas of investment for the next program year.
17	**Agency/Group/Organization**	**Housing Authority of Travis County (HATC)**
	Agency/Group/Organization Type	PHA
	What section of the Plan was addressed by Consultation?	Public Housing Needs
	Briefly describe how the Agency/Group/Organization was consulted. What are the anticipated outcomes of the consultation or areas for improved coordination?	Housing Authority staff consulted on the sections of the plan related to Public Housing.
18	**Agency/Group/Organization**	**SAFE Alliance**
	Agency/Group/Organization Type	Services-Children Services-Victims of Domestic Violence
	What section of the Plan was addressed by Consultation?	Community Needs Assessment
	Briefly describe how the Agency/Group/Organization was consulted. What are the anticipated outcomes of the consultation or areas for improved coordination?	The agency completed the Needs Assessment survey which is used to help identify priorities for and areas of investment for the next program year.
19	**Agency/Group/Organization**	**SafePlace**
	Agency/Group/Organization Type	Services-Victims of Domestic Violence
	What section of the Plan was addressed by Consultation?	Community Needs Assessment

	Briefly describe how the Agency/Group/Organization was consulted. What are the anticipated outcomes of the consultation or areas for improved coordination?	The agency completed the Needs Assessment survey which is used to help identify priorities for and areas of investment for the next program year.
20	**Agency/Group/Organization**	**Seedling Foundation**
	Agency/Group/Organization Type	Services-Children
	What section of the Plan was addressed by Consultation?	Community Needs Assessment
	Briefly describe how the Agency/Group/Organization was consulted. What are the anticipated outcomes of the consultation or areas for improved coordination?	The agency completed the Needs Assessment survey which is used to help identify priorities for and areas of investment for the next program year.
21	**Agency/Group/Organization**	**Seton Family of Hospitals**
	Agency/Group/Organization Type	Health Agency
	What section of the Plan was addressed by Consultation?	Community Needs Assessment
	Briefly describe how the Agency/Group/Organization was consulted. What are the anticipated outcomes of the consultation or areas for improved coordination?	The agency completed the Needs Assessment survey which is used to help identify priorities for and areas of investment for the next program year.
22	**Agency/Group/Organization**	**Sustainable Food Center**
	Agency/Group/Organization Type	Services-Children Services-Elderly Persons Services-Health Services-Education Health Agency
	What section of the Plan was addressed by Consultation?	Community Needs Assessment
	Briefly describe how the Agency/Group/Organization was consulted. What are the anticipated outcomes of the consultation or areas for improved coordination?	The agency completed the Needs Assessment survey which is used to help identify priorities for and areas of investment for the next program year.
23	**Agency/Group/Organization**	**Travis County Community Center at Jonestown**

	Agency/Group/Organization Type	Services-Children Services-Elderly Persons Services-Persons with Disabilities Services-Persons with HIV/AIDS Services-homeless
	What section of the Plan was addressed by Consultation?	Community Needs Assessment
	Briefly describe how the Agency/Group/Organization was consulted. What are the anticipated outcomes of the consultation or areas for improved coordination?	The agency completed the Needs Assessment survey which is used to help identify priorities for and areas of investment for the next program year.
24	**Agency/Group/Organization**	**Travis County Sheriff's Office Inmate Programs**
	Agency/Group/Organization Type	Housing Services-Elderly Persons Services-Persons with Disabilities Services-Persons with HIV/AIDS Services-Victims of Domestic Violence Services-homeless Services-Health Services-Education Services-Employment
	What section of the Plan was addressed by Consultation?	Community Needs Assessment
	Briefly describe how the Agency/Group/Organization was consulted. What are the anticipated outcomes of the consultation or areas for improved coordination?	The agency completed the Needs Assessment survey which is used to help identify priorities for and areas of investment for the next program year.
25	**Agency/Group/Organization**	**Workforce Solutions**
	Agency/Group/Organization Type	Services-Children Services-Education Services-Employment
	What section of the Plan was addressed by Consultation?	Community Needs Assessment

	Briefly describe how the Agency/Group/Organization was consulted. What are the anticipated outcomes of the consultation or areas for improved coordination?	The agency completed the Needs Assessment survey which is used to help identify priorities for and areas of investment for the next program year.
26	**Agency/Group/Organization**	**YOUTH AND FAMILY ALLIANCE DBA LIFEWORKS**
	Agency/Group/Organization Type	Housing Services-homeless Services-Education Services-Employment
	What section of the Plan was addressed by Consultation?	Community Needs Assessment
	Briefly describe how the Agency/Group/Organization was consulted. What are the anticipated outcomes of the consultation or areas for improved coordination?	The agency completed the Needs Assessment survey which is used to help identify priorities for and areas of investment for the next program year.

Identify any Agency Types not consulted and provide rationale for not consulting

The invitation to complete the Needs Assessment survey was sent through a variety of channels. Business leaders were included in the invitation list, however none chose to participate.

Other local/regional/state/federal planning efforts considered when preparing the Plan

Table 5 – Other local / regional / federal planning efforts

Name of Plan	Lead Organization	How do the goals of your Strategic Plan overlap with the goals of each plan?
Continuum of Care	ECHO	No specific goals are included for Federal funding; however, non-Federal sources of funding are coordinated.

III. Public Participation

Summary of citizen participation process / Efforts made to broaden citizen participation

Summarize citizen participation process and how it impacted goal-setting

For the PY16 Action Plan, information on community needs was gathered through a variety of mechanisms. During the months of March 2016, the public and service providers had the opportunity to provide input by 1) attending one of five public hearings, 2) completing a survey, and/or 3) completing a project proposal form.

To assist in determining the spending priorities for PY16, residents and service providers were asked to rank three of the six categories as “most urgent” “urgent” and “important” needs for the PY16 period. Thirty-eight residents submitted responses to the Needs Assessment survey.

Additionally, Project Proposals were solicited from residents, nonprofits, and Travis County departments to identify potential projects for PY16. For detailed results of the public engagement process please refer to the Appendix "Public Participation."

After presentation to the Commissioners Court, the draft of the PY16 Action Plan was posted for public comment for thirty days.

Citizen Participation Outreach

See table below.

Table 6 – Citizen Participation Outreach

	Mode of O utreach	Target of Outreach	Summary of response/attendance	Summary of comments received	Summary of comments not accepted and reasons	URL (If applicable)
1	Public Hearing	Non-targeted/ broad community	One meeting was held at Travis County Commissioners Court to gather information for the Needs Assessment. This hearing was held in the traditional public hearing format with oral testimony. Two additional hearings we held to receive comments on the draft PY16 Action Plan during the public comment period.	No comments were received at the Needs Gathering Public Hearing. Two comments were received during the public comment period, one related to the need for funding for affordable housing and one related to non-duplicative counting of households receiving assistance. For transcripts of comments, please refer to the Appendix A: Public Participation.	N/A	
2	Public Meeting	Non-targeted/ broad community	A total of seventeen people attended one of the four community meetings held in each of the precincts.	Participants were asked for input regarding their housing, community development and public service needs. These meetings were structured as an information session regarding the uses of CDBG, with facilitated discussion and decision-making for meaningful, comprehensive input from participants regarding their housing, community development and public service needs. For detailed results please refer to the Appendix A: Public Participation.	N/A	

	Mode of Outreach	Target of Outreach	Summary of response/attendance	Summary of comments received	Summary of comments not accepted and reasons	URL (If applicable)
3	Newspaper Ad	Minorities Non-English Speaking - Specify other language: Spanish Non-targeted/ broad community	Advertisements announcing the community meetings and the invitation to comment on the Action Plan appeared in the following newspapers of general circulation, including one Spanish language newspaper. For copies of the ads please refer to Appendix A: Public Participation.	N/A	N/A	

	Mode of Outreach	Target of Outreach	Summary of response/attendance	Summary of comments received	Summary of comments not accepted and reasons	URL (If applicable)
4	Internet Outreach	Non-English Speaking - Specify other language: Spanish Non-targeted/ broad community	The advertisement for community meetings was placed on the Travis County CDBG website in both English and Spanish and a link to the ads was placed on the main Travis County and HHS/VS websites. Additionally, the public participation form was available on the Travis County CDBG website in both English and Spanish. Finally, an email with information about the community meetings was sent to the general CDBG email list which includes residents, service providers and other entities that have indicated an interest in receiving information on the CDBG program. The invitation to comment on the draft PY16 Action Plan was released through all the same channels.	N/A	N/A	https://www.traviscountytx.gov/health-human-services/cdbg/participate

	Mode of Outreach	Target of Outreach	Summary of response/attendance	Summary of comments received	Summary of comments not accepted and reasons	URL (If applicable)
5	Needs Assessment Survey	Non-English Speaking - Specify other language: Spanish Non-targeted /broad community	A total of 46 surveys were completed by representatives from nonprofit agencies and units of local government. A total of 38 residents completed surveys. The resident survey was available in English and Spanish.	Residents' top three priorities were: 1. Infrastructure, 2. Community Services, and 3. Housing. Agencies top three priorities were: 1. Housing, 2. Community Services, and 3. Populations with Specialized Needs. For detailed results please refer to the Appendix A: Public Participation.	N/A	
6	Mailing	Non-English Speaking - Specify other language: Spanish Non-targeted/ broad community	The public notice (in English and Spanish) advertising the community meetings was mailed to the general CDBG mailing list which includes residents, service providers and other entities that have indicated an interest in receiving information on the CDBG program. The invitation to comment on the draft PY16 Action Plan was mailed to the same list.	N/A	N/A	

IV. Expected Resources

Introduction

For the Consolidated Planning period, the County anticipates receiving an estimated 4.9 million dollars. This estimate was made with the expectation that the County will receive an increased allocation over the planning period, as has been the case over the last several program years. The increased funding occurs due to the increased growth of both population and percentage of people living in poverty in the CDBG service area. In PY16, Travis County expects to receive $1,087,585. Prior year projects including the Owner Occupied Home Rehabilitation project, Inclusive Park project, and Hillmoore Drive Street Improvement project will continue to be implemented with funding from prior years.

Table 7 - Expected Resources – Priority Table

Program	Source of Funds	Uses of Funds	Expected Amount Available Year 1				Expected Amount Available Reminder of ConPlan	Narrative Description
			Annual Allocation	Program Income	Prior Year Resources	Total		
CDBG	Public-Federal	Acquisition Administration & Planning Economic Development Housing Public Improvements Public Services	$1,087,585	$0	$1,383,544	$2,471,129	$2,216,160	CDBG Funding for PY2016 and unspent project funds from prior years

Explain how federal funds will leverage those additional resources (private, state and local funds), including a description of how matching requirements will be satisfied

No matching requirements exist for CDBG funding; however, several projects expect to use private, state, or local funds.

If appropriate, describe publically owned land or property located within the jurisdiction that may be used to address the needs identified in the plan

Not Applicable.

OMB Control No: 2506-0117 (exp. 07/31/2015)

V. Annual Goals and Objectives

Table 8 - Goals Summary Information

	Goal Name	Start Year	End Year	Category	Geographic Area	Needs Addressed	Funding	Goal Outcome Indicator
1	Community Services	2014	2018	Non-Housing Community Development	N/A	Community Services	CDBG: $163,138	Public service activities other than Low/Moderate Income Housing Benefit: 11,425 Persons Assisted
2	Housing	2014	2018	Affordable Housing	N/A	Housing	CDBG: $496,930	Homeowner Housing Added: 2 Household Housing Unit Homeowner Housing Rehabilitated: 8 Household Housing Unit
3	Infrastructure	2014	2018	Non-Housing Community Development	N/A	Infrastructure	CDBG: $210,000	Public Facility or Infrastructure Activities other than Low/Moderate Income Housing Benefit: 3,510 Persons Assisted

Table 9 - Goal Descriptions

1	Goal	Community Services
	Description	The Northeast Feeder Route (Routes 233 and 237) is a Capital Metro bus route located in Northeast Austin and unincorporated Travis County. Areas served by the route include Eagles Landing Apartment Community and schools in unincorporated Travis County. The Tenant's Rights and Fair Housing Counseling project provides services for residents of the unincorporated areas and the Village of Webberville. The Social Work Services Project is an internal Travis County Health and Human Services & Veterans Service expansion of existing services. The program increases program capacity to provide case management, information and referral, non-clinical counseling, crisis intervention, and outreach.

OMB Control No: 2506-0117 (exp. 07/31/2015)

2	**Goal**	**Housing**
	Description	The Owner Occupied Septic System Program would provide a grant of up to $24,999 to eligible homeowners in the CDBG service area for activities related to repair or replacement of failing or non-compliant on-site sewage systems. The land acquisition project would provide funds to a subrecipient (to be identified) for the purpose of developing affordable housing in the CDBG service area.
3	**Goal**	**Infrastructure**
	Description	The Hillmoore Drive Street Improvement project will provide the improvements necessary to bring the roadway up to Travis County standards and be accepted as a County-maintained road.

Estimate the number of extremely low-income, low-income, and moderate-income families to whom the jurisdiction will provide affordable housing as defined by HOME 91.215(b):

The land acquisition project would provide funds to a subrecipient (to be identified) for the purpose of developing affordable housing in the CDBG service area. The funds could be used for leveraged funding for a project with multiple funding streams, or used as sole funding for lot purchase. The land purchased could be used for the development of either rental or owner occupied affordable housing. A subrecipient will be identified through a competitive process. An estimated two low-to-moderate income households would benefit from the project. A separate public engagement process will occur once the project location and specific details are finalized so the public may review the project**.**

VI. Projects

VI.A. Introduction

Travis County residents, services providers and County departments had the opportunity to present potential CDBG projects through a variety of mechanisms:

- Participation in any of the five public hearings held during the months of March 2016. One hearing was held at the Travis County Commissioners Court and the other four were held throughout each of the four County precincts;
- Completion of a Needs Assessment Survey; and
- Submission of a Project Proposal Form.

Those that were not able to attend public hearings had the choice of filling out one or both of these forms by accessing it on the Travis County Website or by requesting it from Travis County CDBG staff.

The following projects were approved by the Commissioners Court on May 31, 2016. For a full description of projects, including relevant maps, please refer to Appendix B: CDBG PY16 Projects & Alternate Projects.

Table 10 – Project Information

#	Project Name
1	PY16 Transportation Services
2	PY16 Owner Occupied Septic System Program
3	PY16 Street Improvements
4	PY16 Affordable Housing Development
5	PY16 Tenants' Rights and Fair Housing Counseling
6	PY16 FSS Social Work Expansion Project
7	PY16 Administration and Planning

Describe the reasons for allocation priorities and any obstacles to addressing underserved needs

Travis County CDBG staff considered and weighed all potential projects identified by the public. First, the CDBG Office staff assessed whether potential projects met one of HUD's national objectives, were eligible CDBG activities, and were feasible to complete in a timely manner. Second, CDBG staff further evaluated the projects according to the following criteria:

- Addresses a high priority goal of the Strategic Plan: Projects addressing one of the high priority categories identified in the strategic (consolidated) plan are given a priority.
- Feasibility of project: Projects that have the ability to be implemented and completed within 18

months receive a more favorable review. Phased projects for which 12-18 months of work would leave an incomplete project with little to no impact are considered with less priority.

- Impacts a significant number of households: Project scope and the number of persons benefiting are considered to determine the level of project impact.
- Benefit to low/moderate-income persons: Projects that benefit low- and moderate-income households receive a more favorable review.
- Leverages/matches with funding from another source: Projects that utilize other funds (federal, state, local, private) and public/private joint efforts receive a more favorable review.

After using the scoring matrix to identify recommended projects, projects were evaluated from the perspective of the County's Fair Housing Plan. Though this was not an evaluation factor when projects were being considered for recommendation, it is an overarching program goal to further the aims of fair housing. In future years, CDBG staff may recommend to the Commissioners Court that a fair housing component be added to the project evaluation matrix. All projects approved for PY16 meet objectives in the County's Fair Housing Plan.

In addition, the Action Plan includes approved alternate projects. This allows for the pre-planning of unforeseen incidents, and allows the CDBG program to utilize the funds in a timely manner toward pre-identified alternate projects. Resources, including time and money, that would otherwise be used to add or delete projects through the customary Substantial Amendment process described in the Citizen Participation Plan can be saved.

VI.B. Projects Summary

Table 11 – Project Summary

1	**Project Name**	**PY16 Transportation Services**
	Target Area	N/A
	Goals Supported	Community Services
	Needs Addressed	Community Services
	Funding	CDBG: $56,053
	Description	This project provides funding for the portion of the Capital Metro bus route Northeast Feeder Route (Routes 233 and 237) located in the unincorporated area.
	Target Date	9/30/2017
	Estimate the number and type of families that will benefit from the proposed activities	11,120 individuals, 71.49% of whom are low to moderate income.
	Location Description	The Northeast Feeder Route (Routes 233 and 237) is an expansion to a Capital Metro bus route located in Northeast Austin and unincorporated Travis County. Please refer to "Appendix B: CDBG PY16 Projects & Alternate Projects" for a map of the location.
	Planned Activities	The project would fund bus service for the portion of the Northeast Feeder Route located in the unincorporated area. The project would be implemented by Capital Metro. The route also provides direct service to the Mobile Loaves & Fishes Community First! Village which will house over 250 residents, all of whom will be formerly chronically homeless, disabled and dependent on transit.
2	**Project Name**	**PY16 Owner Occupied Septic System Program**
	Target Area	N/A
	Goals Supported	Housing

	Needs Addressed	Housing
	Funding	CDBG: $250,000
	Description	This project would provide a grant of up to $24,999 to eligible homeowners in the CDBG service area for activities related to repair or replacement of failing or non-compliant on-site sewage systems.
	Target Date	9/30/2017
	Estimate the number and type of families that will benefit from the proposed activities	Eight low to moderate income households will benefit from the project.
	Location Description	Houses may be located anywhere in the CDBG service area.
	Planned Activities	This project would provide a grant of up to $24,999 to eligible homeowners in the CDBG service area for activities related to repair or replacement of failing or non-compliant on-site sewage systems and any related costs needed t allow for the repairs, including but not limited to surveys, engineering, design and permits. The program would be administered by Meals and Wheels and More. Some of the allocation will be used for project delivery incurred by the subrecipient and to partially fund a CDBG planner position to complete environmental reviews, final inspections and sign off, and any other needed project delivery related costs.
3	**Project Name**	**PY16 Street Improvements**
	Target Area	N/A
	Goals Supported	Infrastructure
	Needs Addressed	Infrastructure
	Funding	CDBG: $210,000
	Description	Phase 2 street improvements for Hillmoore Drive.
	Target Date	9/30/2017

	Estimate the number and type of families that will benefit from the proposed activities	3,510 individuals, of whom 61.82% are low to moderate income.
	Location Description	Hillmoore Drive, please refer to "Appendix B: CDBG PY16 Projects & Alternate Projects" for a map of the location.
	Planned Activities	Hillmoore Drive is a low speed-low volume road that does not meet minimum Travis County standards, so it has not been accepted onto the Travis County maintained roadway system. Lack of an organized and routine roadway maintenance program will cause further deterioration of roadway condition that will decrease the safety of the road and jeopardize access to homes. This project will provide the improvements necessary to bring the roadway up to Travis County standards and be accepted as a County maintained road. The project is broken up into two phases. The first phase, funded with PY 15 grant funds, included design services and environmental assessment. Construction will be completed during the second phase of the project.
4	**Project Name**	**PY16 Affordable Housing Development**
	Target Area	N/A
	Goals Supported	Housing
	Needs Addressed	Housing
	Funding	CDBG: $246,930
	Description	This project would provide funds for land acquisition for the purpose of developing affordable housing.
	Target Date	9/30/2017
	Estimate the number and type of families that will benefit from the proposed activities	To be determined.
	Location Description	To be determined.

	Planned Activities	This project would provide funds to a subrecipient (to be identified) for the purpose of developing affordable housing in the CDBG service area. The funds could be used for leveraged funding for a project with multiple funding streams, or used as sole funding for lot purchase. The land purchased could be used for the development of either rental or owner occupied affordable housing. A subrecipient will be identified through a competitive process. Once the subrecipient identifies a parcel for purchase and a plan for development, the project would go out for public comment.
5	**Project Name**	**PY16 Tenants' Rights and Fair Housing Counseling**
	Target Area	N/A
	Goals Supported	Community Services
	Needs Addressed	Community Services
	Funding	CDBG: $32,375
	Description	Tenant's Rights and Fair Housing Counseling services for residents of the CDBG service area.
	Target Date	9/30/2017
	Estimate the number and type of families that will benefit from the proposed activities	55 individuals, at least 51% of whom are low to moderate income.
	Location Description	Clients may be located anywhere in the CDBG service area.
	Planned Activities	The funds are allocated for Tenant's Rights and Fair Housing Counseling for residents of the unincorporated areas and the Village of Webberville. Tenant's Rights services include: telephone counseling and in-person mediation, as needed. Fair housing services include: fair housing counseling, fair housing complaint processing and testing in support of an individual complainant. Additionally, part of the funds will be used for allowable program delivery costs such as marketing and outreach. At least 51% of the recipients will be at or below 80% of the Median Family Income (MFI).
6	**Project Name**	**PY16 FSS Social Work Expansion Project**
	Target Area	N/A

	Goals Supported	Community Services
	Needs Addressed	Community Services
	Funding	CDBG: $74,710
	Description	This program provides social work services to clients in the CDBG service area, through an internal Travis County Health and Human Services & Veterans Service program.
	Target Date	9/30/2017
	Estimate the number and type of families that will benefit from the proposed activities	250 low to moderate income individuals.
	Location Description	Clients may be located anywhere in the CDBG service area.
	Planned Activities	This program is an internal Travis County Health and Human Services & Veterans Service expansion of existing services. The program increases program capacity to provide case management, information and referral, non-clinical counseling, crisis intervention and outreach in all four precincts of the unincorporated areas. The project is targeted to individuals who are at 80% MFI or below. The project will fund the equivalent of one FTE social worker who works at a Travis County HHS&VS facility, however, to reduce transportation barriers; the social worker provides the majority of service provision through home visits. Additionally, part of the funds may be used for operating expenses necessary to provide home based services, such as mileage, and training.
7	**Project Name**	**PY16 Administrative & Planning**
	Target Area	N/A
	Goals Supported	N/A
	Needs Addressed	N/A
	Funding	CDBG: $217,517
	Description	Administration and planning activities.

	Target Date	9/30/2017
	Estimate the number and type of families that will benefit from the proposed activities	N/A
	Location Description	N/A
	Planned Activities	The funds allocated for administration will pay for the operating expenses associated with the grant including office supplies, training, contracted services, rule interpretation, fair housing activities, membership, action plan, annual report, reporting, and other business-related expenses. Additionally, the funds will pay for a portion (100% and 60%) of the salaries for the two CDBG planners (one full time and one 3/4 time) as well as a new part-time administrative positon. These positions are responsible for project development, action plan and annual report development, monitoring and reporting, and other tasks relating to administration and planning.

VI.C. Geographic Distribution

Description of the geographic areas of the entitlement (including areas of low-income and minority concentration) where assistance will be directed

The jurisdiction of the County's CDBG program is the unincorporated areas of the County and the Village of Webberville. Projects are located in eligible areas throughout the jurisdiction. The Owner Occupied Septic System Program, Fair Housing and Tenant's Counseling project, and Social Work projects will serve eligible clients throughout the CDBG service area. The Northeast Feeder Route service is located in an area of benefit that is 71.49% low and moderate income. The Hillmoore Drive street improvements project is located in an area of benefit that is 61.82% low and moderate income. The location of the Land Acquisition for Affordable Housing Development project has not been determined yet, but locations in non-impacted areas of high opportunity that would further fair housing goals will be prioritized. Please refer to Appendix C: Maps for project location maps and a map showing the location of the PY16 projects and impacted areas.

Rationale for the priorities for allocating investments geographically

While the program does not specifically target geographic areas within the jurisdiction, geography is a consideration when evaluating different types of projects. In impacted areas, primarily in the Southeastern parts of the jurisdiction, projects that improve access to services and improve neighborhood quality are prioritized. New housing development projects are prioritized in non-impacted areas of high opportunity that would further fair housing goals. Infrastructure projects are considered in areas of need throughout that jurisdiction and are typically located in neighborhoods characterized by isolated pockets of poverty.

VII. Affordable Housing

Table 12 - One Year Goals for Affordable Housing by Support Requirement

One Year Goals for the Number of Households to be Supported	
Homeless	0
Non-Homeless	0
Special-Needs	0
Total	0

Table 13 - One Year Goals for Affordable Housing by Support Type

One Year Goals for the Number of Households Supported Through	
Rental Assistance	0
The Production of New Units	2
Rehab of Existing Units	8
Acquisition of Existing Units	0
Total	10

VII.A. Discussion

The Land Acquisition for Affordable Housing Development project is anticipated to create two new units of affordable housing. Because the specific location of the land acquisition is yet to be determined, the number of units that it will be feasible to develop may change.

The Owner Occupied Septic System project is anticipated to repair or replace septic systems for 8 homes.

The ongoing Home Rehabilitation project will continue to repair homes using prior year funds. While there are no specific goals associated with assisting disabled or elderly households, the project does target outreach to these populations.

VII.B. Public Housing

Introduction

The Housing Authority of Travis County (HATC) manages three public housing sites, a Section 8 Housing Choice Voucher Program, three Shelter Plus Care Projects, and a Lease-Purchase program. There are currently no Public Housing Units in the Travis County CDBG service area.

Actions planned during the next year to address the needs to public housing

There are over 200 people on the waiting list for public housing. The Housing Authority of Travis County (HATC) is approved for a Rental Assistance Demonstration (RAD) conversion to leverage debt in order to reinvest in the public housing facilities and to shift units to the Section 8 platform with the guarantee of long term affordability.

There are no public housing units in the CDBG jurisdiction; however, CDBG program staff are actively engaged with housing authority staff in various capacities. The CDBG office and the HATC are always looking for potential partnership opportunities to create affordable housing units in the CDBG service area. To date no projects have been undertaken, but if a viable project is identified staff will present it to the Travis County Commissioners Court for consideration. In addition, CDBG staff have assisted the HATC with various technical assistance requests, including mapping housing authority projects and assisting with the creation of Limited English Proficiency Plan.

Finally, housing authority staff will participate as members of the Advisory Group to the Affordable Housing Policy Committee, to provide feedback on policy decisions made by the committee.

Actions to encourage public housing residents to become more involved in management and participate in homeownership

The HATC is currently implementing a program in partnership with Frameworks CDC to provide financial literacy classes to housing authority residents, the first step in financial independence that might result in homeownership. Additionally, the HATC is in the midst of a strategic planning process that includes assessing programs to help residents prepare for homeownership. One option being considered is a self-sufficiency program that might include components such as workforce readiness training, debt management and credit repair. Taken together, these actions would help prepare residents for homeownership opportunities.

If the PHA is designated as troubled, describe the manner in which financial assistance will be provided or other assistance

The Housing Authority of Travis County is not designated as troubled.

VII.C. Homeless and Other Special Needs Activities

Describe the jurisdictions one-year goals and actions for reducing and ending homelessness including:

Reaching out to homeless persons (especially unsheltered persons) and assessing their individual needs

The CDBG funded Social Work project will assist in piloting the Continuum of Care's Coordinated Assessment system in areas outside the urban core.

Addressing the emergency shelter and transitional housing needs of homeless persons

HHS/VS provides general fund dollars to a variety of agencies that work on homelessness issues through its social service contract investments. No federal funds will be used in PY16 for emergency or transitional housing.

Helping homeless persons (especially chronically homeless individuals and families, families with children, veterans and their families, and unaccompanied youth) make the transition to permanent housing and independent living, including shortening the period of time that individuals and families experience homelessness, facilitating access for homeless individuals and families to affordable housing units, and preventing individuals and families who were recently homeless from becoming homeless again

The social work team, which is partially funded by the CDBG program, holistically assist individuals and families in gaining or maintaining housing stability. Additionally, HHS/VS provides general fund dollars to variety of agencies that work on homelessness issues through its social service contract investments.

Helping low-income individuals and families avoid becoming homeless, especially extremely low-income individuals and families and those who are: being discharged from publicly funded institutions and systems of care (such as health care facilities, mental health facilities, foster care and other youth facilities, and corrections programs and institutions); or, receiving assistance from public or private agencies that address housing, health, social services, employment, education, or youth needs.

The social work team, which is partially funded by the CDBG program, holistically assist individuals and families in gaining or maintaining housing stability. Additionally, HHS/VS provides general fund dollars to variety of agencies that work on homelessness issues through its social service contract investments.

One year goals for the number of households to be provided housing through the use of HOPWA for:	
Short-term rent, mortgage, and utility assistance to prevent homelessness of the individual or family	N/A
Tenant-based rental assistance	N/A
Units provided in housing facilities (transitional or permanent) that are being developed, leased, or operated	N/A
Units provided in transitional short-term housing facilities developed, leased, or operated with HOPWA funds	N/A
Total	N/A

VII.D. Barriers to Affordable Housing

Introduction

Regional population growth has resulted in increased demand for housing, driving up both local housing prices and rents. Both prices and sales volume hitting historic highs in 2015. According to data supplied by the Real Estate Center at Texas A&M University, increases in home prices in the Austin MLS are significantly outpacing growth in income. Between 2010 and 2015, the Austin MLS median home price rose by 37% and the average home price rose by 32%. By contrast, the Median Family Income (MFI) increased by only 4% over the same period. According to American Community Survey 2014 data, a large percentage of both renters and owners in Travis County experience a housing cost burden, which is defined as spending 30% or more of household income on housing costs: 48% of renter households in Travis County spend 30% or more of their income on rent, and 23% of them spend at least half of their income on rent; 26% of owner households spend 30% or more of their income on housing costs and 10% spend at least half. The regional housing market is likely to remain extremely competitive over the next year, and housing affordability will remain a key issue for the region**.** As home prices and rents remain high or continue to escalate, low- and moderate-income households will find it increasingly difficult to locate affordable housing, and it is likely that housing developers and public entities.

Texas, a Dillon's rule state, does not allow counties to adopt home rule; therefore, the powers they may exercise are limited to those explicitly granted by state government. For Texas counties, this does not include the authority to adopt building codes. What applies outside of incorporated boundaries are the standards of the International Building Code, which has been effectively adopted by the state. Additionally, Travis County is limited by state law in the extent of its land use authority. In unincorporated areas, Texas counties may approve the subdivision of land, construct and maintain subdivision roads and assess costs to landowners, and may specify minimum standards for road construction and drainage.

Actions it planned to remove or ameliorate the negative effects of public policies that serve as barriers to affordable housing such as land use controls, tax policies affecting land, zoning ordinances, building codes, fees and charges, growth limitations, and policies affecting the return on residential investment

The County has created an Affordable Housing Policy Committee in order to align affordable housing policies across all Travis County departments, in accord with the recommendations outlined in the Fair Housing Plan of the Analysis of Impediments. On April 14, 2015, the Travis County Commissioners Court approved a structure and charge for the committee. Travis County HHS/VS, through the CDBG Office, convened the first session of the Affordable Housing Policy Committee on June 3, 2015. The committee consists of key staff from various County departments that implement programs relevant to housing development and services. Additionally, an Advisory Group will be convened with the intention of providing technical expertise and stakeholder feedback on the committee recommendations.

To date the committee has created a comprehensive workplan, a set of values that will guide the work of the committee and the County's housing goals, and a draft set of Screening Criteria for Affordable

Housing Development. Work that is drafted by the committee will move through the review and approval process which includes review by the County Executives and Advisory Committee and approval by the Commissioners Court. Deliverables still to be completed by the committee include: Siting Policy; Fair Housing Policy; Regional Alignments; Implementation Tools for Affordable Housing Expansion; Capital Improvements and Investments; and Supportive Programs & Services.

VIII. Other Actions

Actions planned to address obstacles to meeting underserved needs

The CDBG program continually advocates on behalf of the low income residents of the unincorporated areas. CDBG staff work to raise awareness, both within County departments and with subrecipients and other partner organizations, of the need to improve access to services for residents of the unincorporated areas who are geographically isolated from the urban core and with limited transit options. In addition, as members of the committee that drafted the department's Housing Continuum Request for Services, staff were able to help target the funds to specifically meet underserved areas within the continuum.

Actions planned to foster and maintain affordable housing

The Land Acquisition for Affordable Housing project will provide funding to assist in the creation of new affordable housing units. The Owner Occupied Septic System project will improve the quality of housing stock for low- and moderate-income homeowners. Street Improvement projects will help maintain neighborhood quality, thereby helping to preserving home values of low- and moderate-income households.

The Affordable Housing Policy Committee will create a set of recommended policies that are intended to align the County's affordable housing programs to better address the housing needs of Travis County residents.

Actions planned to reduce lead-based paint hazards

The CDBG funded Home Repair Project will continue to assess homes for lead based paint hazards as part of intake into the program and any work performed on affected homes will be according to the program's prescribed lead based paint standards.

Actions planned to reduce the number of poverty-level families

Travis County continually assesses the poverty and basic needs of county residents, works with stakeholders in facilitating anti-poverty efforts, and supports public policy initiatives that prevent and ameliorate conditions of poverty. The goal of the department is to address community needs through internal and external investments and services. The department strives to accomplish the following: maximize quality of life for all people in Travis County; protect vulnerable populations; invest in social and economic well-being; promote healthy living: physical, behavioral, and environmental; and build a shared understanding of our community. Travis County operates a number of anti-poverty programs that assist individuals and families on multiple fronts in transitioning from crisis to self-sufficiency. The County carries out its anti-poverty programs both through the direct delivery of services managed by HHS/VS and by purchasing services from private and not-for-profit agencies in the community. In order to maximize investments to meet community needs, Travis County HHS/VS is in the process of transitioning from an annual non-competitive contract renewal system to a system of phased, competitive, five-year planning and funding cycles for all social service investments.

Actions planned to develop institutional structure

Both CDBG staff and staff from partner departments will attend HUD trainings to increase expertise, and CDBG staff will continue internal cross training to enhance capacity in the event of staff turnover.

The CDBG program's lead financial analyst in the Auditor's Office and the TNR engineer that primarily oversees CDBG infrastructure projects, are both anticipated to retire in 2016. Staff are actively working in advance of these retirements to prepare for the transition of duties.

Actions planned to enhance coordination between public and private housing and social service agencies

The structure of the Affordable Housing Policy Committee work includes an advisory group with representatives from other units of local government, nonprofit and for profit housing developers, and social service agencies. As the committee creates or refines policies, they will seek input from this group to insure effective coordination between all parties.

CDBG staff provide technical assistance to the Housing Authority of Travis County on an as needed basis. During PY15, staff have provided GIS mapping services as well as technical assistance on affirmative marketing and fair housing.

IX. Program Specific Requirements

Introduction

Community Development Block Grant Program (CDBG)

Projects planned with all CDBG funds expected to be available during the year are identified in the Projects Table. The following identifies program income that is available for use that is included in projects to be carried out.

1. The total amount of program income that will have been received before the start of the next program year and that has not yet been reprogrammed	0
2. The amount of proceeds from section 108 loan guarantees that will be used during the year to address the priority needs and specific objectives identified in the grantee's strategic plan.	0
3. The amount of surplus funds from urban renewal settlements	0
4. The amount of any grant funds returned to the line of credit for which the planned use has not been included in a prior statement or plan	0
5. The amount of income from float-funded activities	0
Total Program Income:	0

Other CDBG Requirements

1. The amount of urgent need activities	0
2. The estimated percentage of CDBG funds that will be used for activities that benefit persons of low and moderate income. Overall Benefit - A consecutive period of one, two or three years may be used to determine that a minimum overall benefit of 70% of CDBG funds is used to benefit persons of low and moderate income. Specify the years covered that include this Annual Action Plan.	100%

Discussion: The benefit was determined based on one year of funding, PY16.

APPENDIX A

Public Participation

Public Participation Process

Summary of Participation Process

Detailed Results of Participation Process

Testimonies Received During Public Hearing At Commissioners Court

Needs Assessment Survey

Public Participation Ads

PUBLIC PARTICIPATION

Public engagement occurs throughout CDBG activities for four main purposes: needs gathering, approval of proposed actions, the substantial amendment process (if applicable), and the annual report (see chart below).

Figure 1: Public Engagement Process

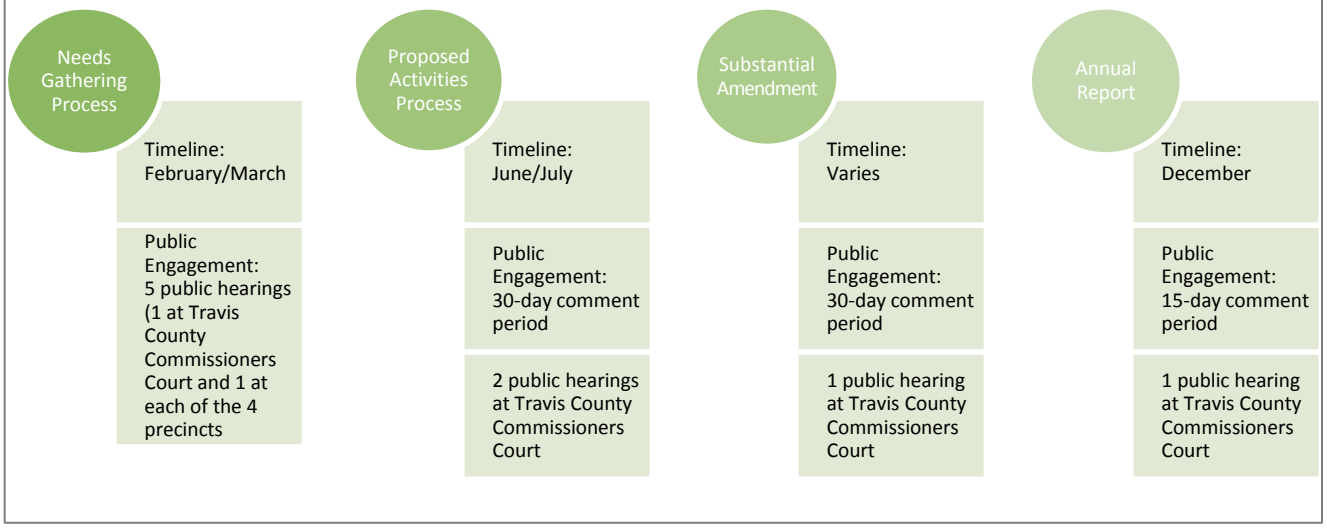

The Consolidated Plan is a Strategic Plan that identifies needs and sets priorities, outcomes, and objectives for the CDBG program for a three-, five- or six-year period. Travis County's Consolidated Plan is developed through a collaborative process and Public Engagement is a critical component. The Annual Action Plan is a document that outlines needs and projects that will guide how the upcoming year's funding will be allocated. In the year that the Consolidated Plan is developed, the public hearings for input on the Annual Action Plan and Consolidated Plan are held at the same time.

SUMMARY OF PUBLIC PARTICIPATION

For the Program Year (PY) 2016 Action Plan, information on community needs was gathered through a variety of mechanisms. During the month of March 2016, the public and service providers had the opportunity to provide input by 1) attending one of five public hearings, 2) completing a survey, and 3) completing a project proposal form.

Community Meetings

Community meetings were held at several locations throughout the County in two different formats: a public hearing and facilitated discussions. Information was collected to help determine needs for the PY16 Action Plan, as well as projects for PY16.

One meeting was held at Travis County Commissioners' Court during the normally scheduled voting session. This public hearing was held in the traditional public hearing format with oral testimony. Public hearings were also held in each of the four precincts. Participants were asked for input regarding their housing, community development and public service needs. These meetings were structured as an information session regarding the uses of CDBG, with facilitated discussion and decision-making for meaningful, comprehensive input from participants regarding their housing, community development and public service needs.

Public hearings were held according to the schedule below.

Location of Hearings		Dates / Times
Community-Wide Hearing	Travis County Commissioners Court, 700 Lavaca	Tuesday, March 2, 2016 at 9:00 am
Precinct 1	Travis County Community Center at Manor	Monday, March 23, 2016 at 6:30 pm
Precinct 2	Wells Branch Community Center	Wednesday, March 2, 2016 at 6:30 pm
Precinct 3	Travis County Community Center at Oak Hill	Thursday, March 3, 2016 at 6:30 pm
Precinct 4	Travis County Community Center at Del Valle	Thursday, March 24, 2016 at 6:30 pm

A total of 17 people attended public hearings to provide input on the Needs Assessment and Action Plan.

Advertising

The opportunity to participate was advertised on the Travis County website (www.co.travis.tx.us/CDBG), the seven community centers, and the television channel of Travis County. The advertisement appeared in the following newspapers of general circulation:, *Pflugerville Pflag*, *Lake Travis View, Westlake Picyuane, Oak Hill Gazette*, and *The Villager*. To reach the Spanish speaking population the advertisement was placed in the Spanish language newspaper *Ahora Sí*. In addition, notifications by mail and e-mail were sent to service providers via list serves, county

residents who had previously attended public hearings, community liaison departments of schools districts, and neighborhood associations; and were posted on the CDBG Facebook and Twitter pages.

Surveys

Resident surveys were available online or by postal mail from March 1-March 31, 2016 and were offered in English and Spanish. Written surveys were available at public hearings and upon request for those without access to a computer or the internet. A total of 38 residents completed surveys to provide input on the Action Plan.

A provider survey was also available to gather input and was offered in English only. Several list-serves, including the County's contracted social service providers, were used to send out the link to the online survey through email. A total of 46 surveys were completed by agencies.

Detailed Results of Participation Process

Project Proposals

Project proposals which identify a community need and provide specific project ideas are accepted throughout the year. However, only project proposals received by March 31, 2016 are considered for funding in the next program year. Project proposals can be submitted by Travis County Departments, neighborhoods, individuals, and service providers. Proposals can identify potential projects for PY16. A total of 20 project proposals were received during the time specified, as detailed below:

- 12 Proposals from residents;
- 2 Proposals from an existing sub-recipient for new projects;
- 3 Proposals from sub-recipients for ongoing projects;
- 1 Proposal from the Housing Authority of Travis County for a new project;
- 2 Proposals from Travis County departments for ongoing projects.

To assist in determining the spending priorities for PY16, residents and service providers were asked to rank three of the six categories as “most urgent,” “urgent,” and “important” needs for the PY15 period.

Residents

In total 55 responses were gathered from the public hearings and resident surveys. The table below provides the rankings of the categories for PY16.

Ranking of Categories of Need for PY16, Residents	
Service Category	**Ranking**
Infrastructure	1
Community Services	2
Housing	3
Public Buildings & Facilities	4
Business & Jobs	5
Populations with Specialized Needs	6

Social Service Providers

In total, 46 responses were gathered from service provider agencies. Forty three of these agencies were non-profit organizations, and 3 were units of local government. Respondents were asked to rank the same six categories as residents for the PY16 period.

Ranking of Categories of Need for PY16, Social Service Providers	
Service Category	**Ranking**
Housing	1
Community Services	2
Populations with Specialized Needs	3
Business & Jobs	4
Infrastructure	5
Public Buildings & Facilities	6

Comparison of Resident and Service Provider Priority Rankings

Both residents and service providers reported similar priorities with regard to the ranking of Community Services (second for both) and Housing, (third and first respectively.) However, while residents ranked Infrastructure as the most urgent need, providers ranked it fifth. This difference is likely due to residents having more direct experience of the infrastructure, or lack thereof, in the unincorporated areas, while service providers may not be aware of the degree of need in this area.

Survey Project Ideas

Respondents to the survey were given the opportunity to suggest project ideas. As these ideas are not typically fully formed project proposals, CDBG staff use the input to help evaluate and identify community needs. The types of project ideas submitted by residents reflect their prioritization of Infrastructure, followed by Community Services. The following table illustrates the number of project ideas submitted by Priority Need Category.

Number of Project Ideas Submitted by Category Type		
	Residents	**Service Providers**
Service Category	**Number**	**Number**
Housing	6	11
Community Services	9	19
Populations with Specialized Needs	0	0
Business & Jobs	4	0
Infrastructure	18	2
Public Buildings & Facilities	6	1
Administration/Planning	1	0
Uncategorized	0	0
Total	**45**	**33**

It is worth noting that multiple residents noted the need for a Recreation Center for youth in the Austin's Colony, Hornsby Bend and Del Valle areas. This has consistently been voiced as a community need throughout the history of CDBG public engagement.

Public Comment to Solicit Feedback on the Action Plan

After presentation to Travis County Commissioners Court, the draft PY16 Action Plan was posted for written comment for thirty days, prior to the final approval by the Travis County Commissioners Court. Comments were accepted in writing via email or regular mail to the Travis County Health and Human Services and Veterans' Service CDBG staff. The Draft Plan was posted on the Travis County website and copies were located at the seven Travis County Community Centers for public review. During the 30-day comment period, two public hearings were held to inform and enable the community to comment on the uses of PY16 CDBG funds. These two public hearings were held at the Travis County Commissioners' Court during the normally scheduled voting session, and were held in the traditional public hearing format with oral testimony.

Location of Hearings	Dates / Times
Travis County Commissioners Court, 700 Lavaca	June 28, 2016 at 9 a.m. July 12, 2016 at 9 a.m.

Summary of Public Comments Received during Public Comment Period

Two comments were received at the public hearings at Commissioners Court. One comment related to the need for additional funding for affordable housing in Travis County. One comment related to the need to not duplicate counts of households receiving assistance through both the homeowner repair program and the septic system program.

Testimonies received during Public Hearings at Commissioners Court

June 28, 2016 Public Hearing

Gus Peña: Hi, good morning again. Gus Peña, a native East Austinite. The only think I would I guess direct to the Court and to the employees is that $500,000 is just a drop in the bucket for land acquisition. I know the funding cycles. I've been working in affordable housing issues for the last 26 year when..well, we started, what, in 1990, Bruce Todd administration and transitional housing is this is very important because a lot of people want to move out of Austin, yet a lot of people are moving in, they mentioned 175 new people every day so this is very important. As much money as we can get from other entities we're going to need it on this County side, unincorporated areas also . So I hear horror stories. A lot of good people becoming homeless because their rental house is, they run the lease out, you need to move, where are they going to go. Anyway, just wanted to make those comments and Ms. Moffett, thank you very much, you've been doing this for many years and you answer my questions whenever I have questions. This is a drop not bucket. There's a lot of people becoming homeless. Have a good day.

Judge Eckhardt: You are absolutely right Mr. Peña. This money will be set aside for the purchase of property, we are already looking at property we own for redevelopment. There is an item later in the agenda, agenda item 39 and our development authority item seeks to develop our Airport Boulevard property including 146 affordable units at 60% of median income so that's exciting. I just wanted to let you know about that, because I thought perhaps you wouldn't be available to see that. We are looking at redeveloping property we currently own.

Gus Peña: It's not too much that I don't know about the County side and the State side. At any rate we're going to need more affordable housing and thank you for hearing my comments.

July 12, 2016 Public Hearing

Stuart Hersh: Judge and members of the Commissioners Court, I am…members of the Commissioners Court, my name is Stuart Harry Hersh, like most in Austin I rent. I'm proud to support the staff recommendations, both on the substantial amendment and on next year's Community Development Block grant allocation. But I did that with a word of caution. One of the critical things in knowing whether we're succeeding with these programs or not is the way that we report outside of the HUD system. The federal government's reporting system requires you to report outcomes for each respective program and what I have found is as a former city employee and now as a retiree is that you end up with duplicative counting because sometimes you will assist the same property twice in the same year. For example, with the proposed changes, we will be able to help people get their septic tanks fixed or replaced and fix their house whereas currently you are often in a dilemma where you can fix the house or fix the septic tank I you are income eligible, but you can't do both. So these changes that the staff recommends are a positive think for low income homeowners and I certainly embrace them. But we have to end up in the regular, end up in the regular county budget with a performance measure that lets us know which properties we assisted, which households we assisted and not count the same think twice in the same fiscal year. Otherwise, we get a representation that we have assisted so many homeowners when it really a third of that amount or half of that amount or whatever. It's the same issue that we will end up any time that we do that, the City has the same challenge. Instead of a septic tank program, they have a lone star program for failing sewer lines because most of the city residences are not hooked up to septic, obviously. But not to have duplicative reporting where you are fixing the house and replacing the sewer line because you have two separate programs. So I caution you, as you take up your draft budget in the next couple of weeks, to look at the performance measures that are tied to your federal investment and also to do the same thing as I've urged you before, go when you take up a floodplain…floodplain issues as part of your budget and a couple of weeks of what will success look like, how quickly will offer be made, how quickly do we expect t to get to closing, who quickly do we intend to get homeowners and renters out of harm's way. And having those as explicit measures in the budget, I think makes us all realize whether we're successful or we're exceeding expectations or falling a little bit. Thanks to staff for all of the work they've done on this. Proud to be here a renter representing homeowners. I'm glad as at least one renter to be able to say help out the low income homeowners they need the help. Staff recommendation is sound, thank you very much.

Judge Eckhardt: Thank you. Thank you very much for your comments and, also, be aware we would love to have your additionally insight on our efforts to have more holistic review of our performance so that we don't get siloed as you suggest, we really appreciate the encouragement.

Stuart Hersh: Happy to do that. One cautionary note, for those of us who have worked minimum wage jobs when we were younger in this town, the term workforce housing is often offensive when it applies to people only at higher income levels. So I know that people in the university like that term and sometimes the housing advocates do, but for me it's personally offensive. Because when I made $1.90 an hour as a security guard at St. David's Hospital, I sure thought that I was in the workforce. To suggest that I have to be 80%...above 80% median family income is not a term that sits really well with us.

Travis County Health and Human Services & Veterans Service
P.O. Box 1748, Austin, Texas 78767
(512) 854-4100 Fax (512) 854-4115

TRAVIS COUNTY COMMUNITY DEVELOPMENT BLOCK GRANT (CDBG)

Help Identify Community Needs in Travis County During Public Meetings in March 2016

Travis County invites the public to participate in community forums where residents will have an opportunity to present community needs and recommend projects for Community Development Block Grant (CDBG) funds for usage in the unincorporated areas of Travis County. The information collected in the forums will guide the selection of CDBG projects for the Program Year 2016 (October 2016-September 2017).

The CDBG program is funded by the United States Department of Housing and Urban Development (HUD) to benefit Travis County low- to moderate-income residents who live outside any city limit or in the Village of Webberville. The program supports community development activities aimed at revitalizing neighborhoods, improving affordable housing options, and providing improved community facilities and services. For program year 2016, Travis County anticipates to receive an estimated $1,075,760.

The forums will be held according to the following schedule:

Tuesday, March 1, 2016 at 9:00 am	**Wednesday, March 2, 2016 at 6:30 pm**	**Thursday, March 3, 2016 at 6:30 pm**	**Wednesday, March 23, 2016 at 6:30 pm**	**Thursday, March 24, 2016 at 6:30 pm**
Travis County Commissioners Court 700 Lavaca St. Austin, TX 78701	Wells Branch Community Center (**Austin**) 2106 Klattenhoff Rd Austin, Texas 78728	Travis County Community Center at **Oak Hill** 8656-A Hwy 71W, Ste. 1000 Austin, TX 78735	Travis County Community Center at **Manor** 600 W. Carrie Manor Manor, TX 78653	Travis County Community Center at **Del Valle** 3518 FM 973 Del Valle, TX 78617

Beginning March 1, 2016, if you cannot attend any of the forums, you can participate by filling out a Participation Form that can be accessed through the Travis County Website at www.traviscountytx.gov/health-human-services/cbdg, or at one of the seven Travis County Community Centers, or by requesting that it be mailed to you by calling 512-854-3460.

For additional information, contact the CDBG office at cdbg@traviscountytx.gov or call 512-854-3465. To request that an American Sign Language or Spanish interpreter be present at any of the public hearings, please contact CDBG staff at least five business days in advance.

Travis County Health and Human Services & Veterans Service
P.O. Box 1748, Austin, Texas 78767
(512) 854-4100 Fax (512) 854-4115

EL PROGRAMA DE SUBSIDIOS GLOBALES DE DESARROLLO COMUNITARIO (CDBG) DEL CONDADO DE TRAVIS

Solicitamos Su Ayuda Identificando Necesidades Comunitarias Durante Foros Públicos en Marzo de 2016

El Condado de Travis invita al público a participar en foros comunitarios donde residentes tendrán la oportunidad de identificar necesidades comunitarias y de recomendar proyectos para el uso de los fondos del Programa de Subsidios Globales de Desarrollo Comunitario (CDBG) que se enfoca en las áreas no incorporadas del condado de Travis. La información recaudada en los foros guiará la selección de proyectos CDBG para el Año Programático 2016 (desde octubre de 2016 a septiembre de 2017).

El Programa de CDBG recibe fondos del Departamento de Vivienda y Desarrollo Urbano de los EE.UU. para beneficiar a residentes de bajo y medianos ingresos que viven en el Pueblo de Webberville o en las otras áreas no incorporadas del condado de Travis. El programa apoya actividades de desarrollo comunitarias que tienen como propósito revitalizar comunidades, mejorar opciones de viviendas, y proporcionar servicios e instalaciones comunitarias mejoradas. Para el Año Programático 2016, el Condado de Travis anticipa recibir un estimado de $1,075,760 en fondos CDBG.

Los foros públicos se llevarán a cabo de acuerdo al siguiente horario:

Martes, 1 de marzo de 2016 a las 9:00 am	**Miércoles, 2 de marzo de 2016 a las 6:30 pm**	**Jueves, 3 de marzo de 2016 a las 6:30 pm**	**Miércoles, 23 de marzo de 2016 a las 6:30 pm**	**Jueves, 24 de marzo de 2016 a las 6:30 pm**
Travis County Commissioners Court 700 Lavaca St. Austin, TX 78701	Wells Branch Community Center (**Austin**) 2106 Klattenhoff Rd Austin, Texas 78728	Travis County Community Center at **Oak Hill** 8656-A Hwy 71W, Ste. 1000 Austin, TX 78735	Travis County Community Center at **Manor** 600 W. Carrie Manor Manor, TX 78653	Travis County Community Center at **Del Valle** 3518 FM 973 Del Valle, TX 78617

Comenzando el 1 de marzo de 2016, si no puede asistir a los foros, usted puede participar llenando una Planilla de Participación ubicada en la página web www.traviscountytx.gov/health-human-services/cbdg, o en uno de los siete Centros Comunitarios del Condado de Travis, o puede solicitar que se le envíe una planilla por correo llamando al 512-854-3465.

Para más información, comuníquese con la oficina de CDBG a través del correo electrónico al cdbg@traviscountytx.gov o llamando al 512-854-3460. Para solicitar que haya un intérprete en español o de lenguaje americano de señas en alguna de estas reuniones, por favor contacte al personal de CDBG por lo menos con cinco días hábiles de anterioridad.

1. Introduction & Contact Information

• Every year, Travis County receives approximately $1,087,585 in federal funds from a program called the Community Development Block Grant (CDBG).

• The program must support housing, community development and public service projects and must benefit residents that live in the unincorporated areas of Travis County and/or the Village of Webberville.

• In the first section of the survey, we would like you to have a voice in how these funds are spent for the NEXT program year (October 2016 - September 2017) by filling out this survey and telling us where you see the greatest needs in your community and provide specific project ideas.

• To learn more about CDBG, visit www.traviscountytx.gov/health-human-services/cdbg

* 1. Contact Information

Name:

Company:

Address:

City/Town:

State: -- select state --

ZIP/Postal Code:

Email Address:

Phone Number:

* 2. Please check the category you represent

- [ ] Non-Profit Organization
- [ ] Government
- [ ] For-Profit Business
- [ ] Faith-Based Organization

* 3. Which of the following categories apply to your organization? (Check all that apply.)

- [ ] Housing
- [ ] Public Housing Authority
- [ ] Services-Children
- [ ] Services-Elderly Persons
- [ ] Services-Persons with Disabilities
- [ ] Services-Persons with HIV/AIDS
- [ ] Services-Victims of Domestic Violence
- [ ] Services-Homeless
- [ ] Services-Health
- [ ] Services-Education
- [ ] Services-Employment
- [ ] Service-Fair Housing
- [ ] Health Agency
- [ ] Child Welfare Agency
- [ ] Publicly Funded Institution/System of Care
- [ ] Other government - Federal
- [ ] Other government - State
- [ ] Other government - County
- [ ] Other government - Local
- [ ] Regional organization
- [ ] Planning organization
- [ ] Business Leaders
- [ ] Civic Leaders
- [ ] Other (please specify below)

4. Would you like to receive emails or postal mail notifications about CDBG events?

- [ ] Email Notices
- [ ] Postal Mail Notices
- [ ] Not Interested

2. Program Year 2016 Needs & Project Ideas

In this section, please think of the time period spanning from October 1, 2016 through September 30, 2017 (which corresponds to Program Year 2016). Answer the questions with the unincorporated community needs in mind, and identify the categories you think are important enough to be a priority for CDBG funds in the next year.

3. Identifying Needs for Program Year 2016

1. For Program Year 2016, of the six funding areas listed below, please rank the top three areas by letting us know which one represents:

- The most urgent need (the most urgent area of investment in your community)
- An urgent need (but not necessarily the most urgent)
- An important need (but not as urgent)

No more than three categories can be ranked.

	Most Urgent Need	Urgent Need	Important Need
Populations with Specialized Needs/Services			
Community Services			
Infrastructure			
Housing			
Public Buildings & Facilities			
Business & Jobs			

4. Identifying Projects for Program Year 2016

1. Please provide ideas for potential projects for Program Year 2016. Include the community need, the type of project and the location.

For Example:
Community Need: Poor roads
Project Idea: Road Improvement Project
Location: Hill Country Subdivision, 1004-1207 ABC Road, Austin, TX 78717

Please note you may also provide a proposal for a specific project by filling out a Project Proposal Form available at the CDBG webpage at www.co.travis.tx.us/cdbg

2. For an additional comment or project idea, use the space below:

3. Over the next year, what opportunities for collaboration or coordination with the Travis County CDBG program do you anticipate? When answering this question please keep in mind that the program must benefit the residents of the unincorporated areas of the county and/or the Village of Webberville. Please consider all types of collaboration (information sharing, specific projects, participation in working groups etc.)

5. Thank You!

Thank you for participating in this survey. Your assistance will help the County to plan for the future. If you have questions regarding this survey, please contact the Travis County CDBG Program at: (512) 854-3465, email: cdbg@traviscountytx.gov or visit www.co.travis.tx.us/CDBG

If we mailed this survey to you, please return it to: CDBG Program, TCHHS/VS, P.O. Box 1748, Austin , TX 78767, postmarked no later than March 31, 2016.

1. Introduction & Contact Information

• Every year, Travis County receives approximately $1,087,585 in federal funds from a program called the Community Development Block Grant (CDBG).

• The program must support housing, community development and public service projects and must benefit residents that live in the unincorporated areas of Travis County or the Village of Webberville.

• In the first section of the survey, we would like you to have a voice in how these funds are spent for the NEXT program year (October 2016 - September 2017) by filling out this survey and telling us where you see the greatest needs in your community and provide specific project ideas.

• To learn more about CDBG, visit www.traviscountytx.gov/health-human-services/cdbg.

* 1. Contact Information

Name:

Group Name (if applicable)

Address:

City/Town:

State: -- select state --

ZIP/Postal Code:

Email Address:

Phone Number:

* 2. Please check the category you represent

- [ ] Resident
- [ ] Community Group

3. Would you like to receive emails or postal mail notifications about CDBG events?

- [ ] Email Notices
- [ ] Postal Mail Notices
- [ ] Not Interested

2. Program Year 2016 Needs & Project Ideas

In this section, please think of the time period spanning from October 1, 2016 through September 30, 2017 (which corresponds to Program Year 2016). Answer the questions with the unincorporated community needs in mind, and identify the categories you think are important enough to be a priority for CDBG funds in the next year.

3. Identifying Needs for Program Year 2016

1. For Program Year 2016, of the six funding areas listed below, please rank the top three areas by letting us know which one represents:

- The most urgent need (the most urgent area of investment in your community)
- An urgent need (but not necessarily the most urgent)
- An important need (but not as urgent)

No more than three categories can be ranked.

	Most Urgent Need	Urgent Need	Important Need
Populations with Specialized Needs/Services			
Community Services			
Infrastructure			
Housing			
Public Buildings & Facilities			
Business & Jobs			

4. Identifying Projects for Program Year 2016

1. Please provide ideas for potential projects for Program Year 2016. Include the community need, the type of project and the location.

For Example:
Community Need: Poor roads
Project Idea: Road Improvement Project
Location: Hill Country Subdivision, 1004-1207 ABC Road, Austin, TX 78717

Please note you may also provide a proposal for a specific project by filling out a Project Proposal Form available at the CDBG webpage at www.traviscountytx.gov/health-human-services/cdbg

2. For an additional comment or project idea, use the space below:

5. Thank You!

Thank you for participating in this survey. Your assistance will help the County to plan for the future. If you have questions regarding this survey, please contact the Travis County CDBG Program at: (512) 854-3465, email: cdbg@traviscountytx.gov or visit www.traviscountytx.gov/health-human-services/cdbg.

If we mailed this survey to you, please return it to: CDBG Program, TCHHS/VS, P.O. Box 1748, Austin , TX 78767, postmarked no later than March 31, 2016.

1. Introducción e información de contacto

Todos los años, el Condado de Travis recibe aproximadamente $1,087,585 en fondos federales que provienen de un programa llamado Subsidio Global para el Desarrollo Comunitario (CDBG).

El programa debe ayudar a financiar proyectos de viviendas, desarrollo comunitario y servicios públicos y debe beneficiar a los residentes que viven en las áreas no incorporadas del Condado de Travis o en el Pueblo de Webberville.

En la primera sección de esta encuesta, nos gustaría que usted exprese sus opiniones sobre cómo se deberían gastar estos fondos durante el próximo año programático (octubre de 2016-septiembre de 2017). Para esto, debe completar esta encuesta para indicar dónde cree que se encuentran las mayores necesidades en su comunidad y proveer ideas de proyectos específicos.

Para obtener más información sobre el programa CDBG, visite www.traviscountytx.gov/health-human-services/cdbg.

* 1. Información de contacto

Nombre:

Empresa:

Domicilio:

Ciudad/pueblo:

Estado: -- select state --

Código Postal:

Dirección de correo electrónico:

Número de teléfono:

* 2. Por favor, marque la categoría que representa

- [ ] Residente
- [ ] Grupo comunitario
- [ ] Empresa con fines de lucro
- [ ] Organización religiosa
- [ ] Organización sin fines de lucro
- [ ] Departamento del Condado de Travis

3. ¿Le gustaría recibir notificaciones sobre los eventos del programa CDBG por correo electrónico o por correo postal?

- [ ] Notificaciones por correo electrónico
- [ ] Notificaciones por correo postal
- [ ] No estoy interesado

2. Necesidades e ideas para proyectos para el Año Programático 2016

Es esta sección, piense acerca del período desde el 1 de octubre de 2016 al 30 de septiembre de 2017 (el Año Programático 2016). Conteste las preguntas acerca de las necesidades de las comunidades en las áreas no incorporadas del Condado, e idenfique las categorías que usted piensa deben tener prioridad para los fondos del Programa CDBG durante el próximo año programático.

3. Identificación de necesidades para el Año Programático 2016

1. De las seis áreas o categorías disponibles (en la lista abajo), favor de clasificarlas dejándonos saber cuál representa:

- La necesidad más urgente (El área de inversión más urgente en su comunidad.)
- Una necesidad urgente (pero no necesariamente la más urgente)
- Una necesidad importante (pero no urgente)

Sólo se pueden clasificar o escoger tres de las seis áreas/categorías.

	Necesidad más urgente	Necesidad urgente	Necesidad importante
Población con necesidaded especiales			
Servicios de comunidad			
Infraestructura			
Viviendas			
Edificios y instalaciones públicas			
Negocios y empleos			

4. Identificación de proyectos para el Año Programático 2016

1. Favor de proveer ideas para proyectos posibles para el Año Programático 2016. Incluya la necesidad comunitaria, el tipo de proyecto, y la localización.

Por ejemplo:
Necesidad comunitaria: Carreteras en mal estado
Idea de proyecto: Proyecto para mejorar las carreteras
Localización: Hill Country Subdivision, 1004-1207 ABC Road, Austin, TX 78717

Si usted tiene una idea para un proyecto específico, puede someterlo a través de un Formulario De Proyecto Propuesto disponible en el sitio del web de CDBG: www.co.travis.tx.us/cdbg.

2. Use este espacio para comentarios o ideas de proyectos adicionales.

5. ¡Gracias!

Gracias por participar en esta encuesta. Su asistencia ayudará al Condado en planificar para el futuro. Si tiene alguna pregunta en cuanto a esta encuesta, por favor póngase en contacto con el Programa CDBG del Condado de Travis por teléfono al (512) 854-3465, por correo electrónico: cdbg@traviscountytx.gov, o visite el sitio web: www.traviscountytx.gov/health-human-services/cdbg.

Si le enviamos esta encuesta por correo, favor de devolverla a: CDBG Program, TCHHS/VS, P.O. Box 1748, Austin, TX 78767, con marca postal a no mós tarde del 31 de marzo de 2016.

Travis County Health and Human Services & Veterans Service
P.O. Box 1748, Austin, Texas 78767
(512) 854-4100 Fax (512) 854-4115

TRAVIS COUNTY COMMUNITY DEVELOPMENT BLOCK GRANT (CDBG)

INVITATION TO COMMENT ON THE PY16 ACTION PLAN & SUBSTANTIAL AMENDMENT TO THE PY15 ACTION PLAN

Travis County is eligible to receive an estimated $1,087,585 in Community Development Block Grant (CDBG) funds from the U.S. Department of Housing and Urban Development (HUD) to benefit Travis County low- to moderate-income residents who live in the unincorporated areas of the county or the Village of Webberville. The funds are for Program Year 2016 (PY16), October 1, 2016 to September 30, 2017. An Annual Action Plan has been drafted detailing how the funds will be spent in PY16.

Additionally, Travis County is proposing to substantially amend the PY15 Action Plan to include alternate projects, to allow for efficient reprogramming of funds as needed.

You can comment on the proposed PY16 Action Plan and the proposed Substantial Amendment by attending one of two public hearings or by sending your comments in writing via postal mail or e-mail.

COMMENT PERIOD AND DRAFT DOCUMENT

Comments will be accepted for 30 days beginning June 27, 2016 at 8:00 a.m. and ending July 26, 2016 at 5:00 p.m. Beginning June 27, 2016, drafts of the proposed Action Plan and related summaries will be available for download on the Travis County CDBG webpage at: https://www.traviscountytx.gov/cdbg or available for review at any of the seven Travis County Community Centers:

Travis County Community Center at Del Valle	3518 FM 973, Del Valle, TX 78617
Travis County Community Center at Pflugerville	15822 Foothills Farm Loop, Bldg. D, Pflugerville, TX 78660
Travis County Community Center at Oak Hill	8656-A Hwy 71 W., Suite A, Austin, TX 78735
Travis County Community Center at Jonestown	18649 FM 1431, Jonestown, TX 78645
Travis County Community Center at Manor	600 W. Carrie Manor, Manor, TX 78653
Travis County Community Center at Palm Square	100 N. IH-35, Suite 1000, Austin, TX 78701
Travis County Community Center at Post Road	2201 Post Road, Suite 101, Austin, TX 78704

PUBLIC HEARINGS

The public can provide comments by attending one of the Public Hearings scheduled for **Tuesday, June 28, 2016 at 9:00 AM** or **Tuesday, July 12, 2016 at 9:00 AM** at Travis County, Commissioners Courtroom, 700 Lavaca, Austin, TX.

MAILING YOUR COMMENTS

The public can also mail their comments to: CDBG Program, Travis County, HHSVS, P.O. Box 1748, Austin, TX 78767 or e-mail them to the CDBG program at cdbg@traviscountytx.gov.

Travis County is committed to compliance with the Americans with Disabilities Act (ADA) and Section 504 of the Rehabilitation Act of 1973, as amended. Reasonable modifications and equal access to communications will be provided upon request. Please call 512-854-3465 for assistance.

Travis County Health and Human Services & Veterans Service
P.O. Box 1748, Austin, Texas 78767
(512) 854-4100 Fax (512) 854-4115

EL PROGRAMA DE SUBSIDIOS GLOBALES DE DESARROLLO COMUNITARIO (CDBG) DEL CONDADO DE TRAVIS

INVITACIÓN PARA COMENTAR SOBRE EL PLAN DE ACCIÓN AP16 y ENMIENDA SUBSTANCIAL AL PLAN DE ACCIÓN AP15

El Condado de Travis está calificado para recibir una suma estimada de $1,087,585 en fondos del Programa de Subsidio Globales para el Desarrollo Comunitario (CDBG) del Departamento de Vivienda y Desarrollo Urbano de los Estados Unidos (HUD) destinados a beneficiar residentes de ingresos bajos o medianos que residen en las áreas no incorporadas del condado o en la Villa de Webberville. Los fondos son para el año programático de 2016 (AP16), el cual cubre desde el 1 de octubre de 2016 al 30 de septiembre de 2017. Un plan de acción anual ha sido redactado detallando cómo se usarán los fondos durante el AP16.

Adicionalmente, Travis County está proponiendo una enmienda substancial al Plan de Acción del AP15 para añadir dos proyectos alternativos, para poder reprogramar fondos eficientemente si se necesitan.

Usted puede comentar sobre el Plan de Accion propuesto para AP16 y sobre las Rectificaciones Substanciales atendiendo una de las dos audiencias públicas o sometiendo sus comentarios por escrito por correo postal o através de correo electrónico (e-mail).

Período de Comentario y Documento Preliminar

Los comentarios públicos se aceptarán por un período de 30 días a partir del 27 de junio de 2016 a las 8:00 a.m. hasta el 26 de julio de 2016 a las 5:00 p.m. A partir del 27 de junio de 2016, borradores del plan de acción, de las rectificaciones substanciales, y resúmenes relacionados serán disponibles para descargar en la página de internet de CDBG del Condado de Travis en: https://www.traviscountytx.gov/cdbg, o en uno de los siguientes siete centros comunitarios del Condado de Travis:

Travis County Community Center at Del Valle	3518 FM 973, Del Valle, TX 78617
Travis County Community Center at Pflugerville	15822 Foothills Farm Loop, Bldg. D, Pflugerville, TX 78660
Travis County Community Center at Oak Hill	8656-A Hwy 71 W., Suite A, Austin, TX 78735
Travis County Community Center at Jonestown	18649 FM 1431, Jonestown, TX 78645
Travis County Community Center at Manor	600 W. Carrie Manor, Manor, TX 78653
Travis County Community Center at Palm Square	100 N. IH-35, Suite 1000, Austin, TX 78701
Travis County Community Center at Post Road	2201 Post Road, Suite 101, Austin, TX 78704

Audiencia Pública

El público puede presentar sus comentarios asistiendo a cualquiera de dos audiencias públicas planificadas para el **martes, 28 de junio de 2016 a las 9:00 AM** y el **martes, 12 de julio de 2016 a las 9:00 AM** en la sala de justicia de los Comisionados del Condado de Travis, ubicada en 700 Lavaca, Austin, TX.

Envío de Comentarios

El público puede enviar sus comentarios por correo postal a la dirección: CDBG Program, Travis County HHSVS P.O. Box 1748, Austin, TX 78767 o por e-mail a: cdbg@traviscountytx.gov.

El Condado de Travis está comprometido a cumplir con la Ley de Americanos con Discapacidades (ADA) y con la Sección 504 de la Ley de Rehabilitación de 1973, según su enmienda. Al solicitarlo, se proporcionarán modificaciones razonables e igual acceso a comunicaciones.
Si necesita ayuda, por favor llame al 512-854-3465.

APPENDIX B

CDBG PY16 Projects & Alternate Projects

PROJECTS

Project # 1: Northeast Feeder Route Service - $56,053

Project Description: The Northeast Feeder Route (Routes 233 and 237) is a Capital Metro bus route located in Northeast Austin and unincorporated Travis County. Areas served by the route include Eagles Landing Apartment Community and schools in unincorporated Travis County (see Map 1). The route also provides direct service to the Mobile Loaves & Fishes *Community First!* Village, which is expected to house over 250 residents, all formerly chronically homeless, disabled, and dependent on transit. The service links residents with other Capital Metro routes and provide access to basic goods and services.

This is an ongoing project that funds bus service for the portion of the Northeast Feeder Route located in the unincorporated area. The project is implemented by Capital Metro.

Figure 1: Project 1 – General Project Information

CDBG Funding	$56,053
Leverage Funding	Travis County General Fund $69,723 Capital Metro $233,583
Program Delivery	Capital Metro
Program Oversight	Travis County Health and Human Service & Veteran Services
Expected Start/ Completion Date	October 1, 2016 - September 30, 2017
Location	Eastern Travis County, off of FM 969 and various streets. See Map 1 for more information.

Figure 2: Project 1 – Priority and Performance Measurement Information (HUD-prescribed)

Priority Need Category	Public Services	**Project**	CapMetro Northeast Feeder Route Bus Service
Eligible Activity	Transportation Services	**Outcome Category**	Availability/Accessibility
Objective Category	Suitable Living Environment	**Specific Objective**	Create access to public transportation
Citation	§570.201(e)	**Accomplishment**	11,120 people
Eligibility	LMA	**Matrix Code**	05E, Transportation Services
Priority in the 2014-2018 Strategic Plan	High	**Travis County SAP #**	TBD

Map 1

CapMetro Proposed Project for PY16: Northeast Feeder Bus Routes

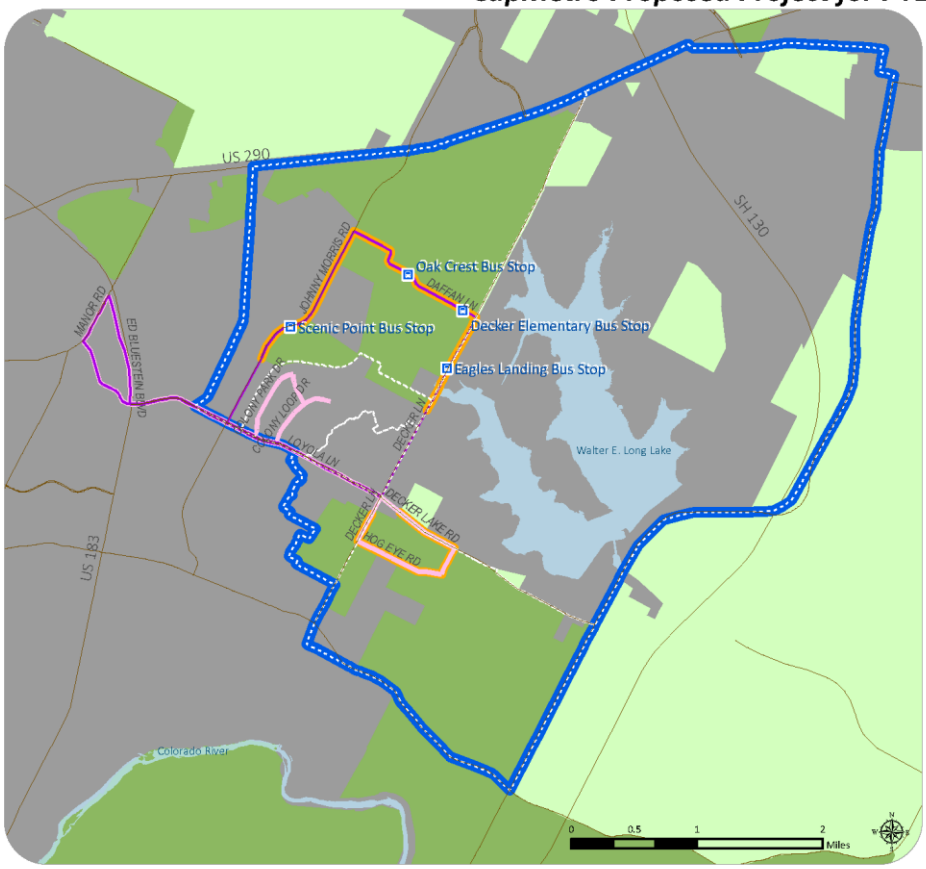

This project would provide funding that would enable CapMetro to continue providing bus service for portions of the Northeast Feeder bus routes (233 & 237) that are in the unincorporated areas of the County, and therefore within the Travis County CDBG Service Area. Note that the routes were originally combined and have been split into two routes, as shown on the map.

Proposed Northeast Feeder Routes

- Route 233 Far Northeast Feeder
- Route 237 Northeast Feeder
- Portion in Travis County CDBG Service Area*

**Portions of the routes that are within the unincorporated areas of Travis County.*

Approximate location of new Bus Stops

Area of Benefit**	**LMI:**
PY16 Area of Benefit (AOB)**	71.49%

***The Area of Benefit is defined by the block groups that are in or near the portions of the bus route and that could therefore benefit from the bus routes.*

Percent of Residents at LMI***

- 0.00 - 49.35%
- 49.36 - 100.00%

LMI = low-to-moderate income

block groups in AOB Incorporated Areas

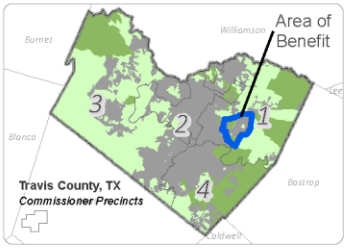

***U.S. HUD uses special tabulations of Census data to calculate the Low/Moderate Income Summary Data (LMISD), which determines the low to moderate income (LMI) areas. LMI areas are where, typically, at least 51% of households have incomes at or below 80% of the area median income (AMI). However, the LMISD for some communities, such as the Travis County CDBG Entitlement, are based on an exception criterion. For Travis County, instead of 51%, 49.46% is the minimum percentage of LMI persons that must reside in the service area for the activity to be assisted with CDBG funds.

Map created By: E. Rivera, Travis County HHS/VS, CDBG Office, 2016. Area of benefit updated on 4/22/16. Bus stop locations updated 9/15/15.
Source: New LMISD) provided by U.S. HUD (based on the 2006-2010 American Community Survey data) effective July 1, 2014.
Streets data from City of Austin and Travis County. PY16 CapMetro project data provided by CapMetro in March 2016.

Project # 2: Owner Occupied Septic System Program - $250,000

Project Description: This project would provide a grant of up to $24,999 to eligible homeowners in the CDBG service area for activities related to repair or replacement of failing or non-compliant on-site sewage systems. The program would be administered by Meals and Wheels and More. Some of the allocation will be used for project delivery incurred by the subrecipient and to partially fund a CDBG planner position to complete environmental reviews, final inspections and sign off, and any other needed project delivery related costs.

Figure 3: Project 2 – General Project Information	
CDBG Funding	$250,000
Leverage Funding	To be determined
Program Delivery	Meals on Wheels and More, Inc.
Program Oversight	Travis County Health and Human Service & Veteran Services
Estimated Start/ Completion Date	October 1, 2016 - September 30, 2017
Location	Eligible homes in the unincorporated areas of Travis County and the Village of Webberville

Figure 4: Project 2 – Priority and Performance Measurement Information (HUD–prescribed)			
Priority Need Category	Owner Occupied Housing	**Project**	Owner Occupied Septic System Program
Eligible Activity	Rehabilitation	**Outcome Category**	Availability/ Accessibility
Objective Category	Decent Housing	**Specific Objective**	Improve the quality of owner housing
Citation	§570.202	**Accomplishment**	8 households
Eligibility	LMH	**Matrix Code**	14A, Rehabilitation, Single Unit Residential
Priority in the 2014-2018 Strategic Plan	High	**Travis County SAP #**	TBD

Project # 3: Hillmoore Drive Street Improvement, Phase 2 - $210,000

Project Description: Hillmoore Drive is a low speed/low volume road that does not meet minimum Travis County standards, so it has not been accepted onto the Travis County maintained roadway system. Lack of organized and routine roadway maintenance will lead to further deterioration of roadway conditions, decreasing the safety of the road and jeopardizing access to the homes along this road. This project will provide the improvements necessary to bring the roadway up to Travis County standards and be accepted as a County-maintained road.

The improvements impact 3,510 people, of which 61.82% are considered low to moderate income. The project will be completed in two phases. The first phase, funded with PY15 grant funds, includes design services and environmental assessment. Construction will be completed during the second phase of the project with PY16 grant funds.

Figure 5: Project 3 – General Project Information	
CDBG Funding	$210,000
Leverage Funding	N/A
Program Delivery	Travis County Transportation and Natural Resource Department
Program Oversight	Travis County Health and Human Service & Veteran Services
Estimated Start/ Completion Date	October 1, 2016 – September 30, 2017
Location	Hillmoore Drive. See Map 2 for more information.

Figure 6: Project 3 – Priority and Performance Measurement Information (HUD-prescribed)			
Priority Need Category	Infrastructure	**Project**	Street Improvements
Eligible Activity	Street Improvements	**Outcome Category**	Sustainability
Objective Category	Suitable Living Environment	**Specific Objective**	Improve quality of public infrastructure for lower income persons
Citation	§570.201 (c)	**Accomplishment**	3,510 individuals
Eligibility	LMA	**Matrix Code**	03 K Street Improvements
Priority in the 2014-2018 Strategic Plan	High	**Travis County SAP #**	TBD

Map 2

TNR Proposed Project for PY16: Hillmoore Dr Improvements

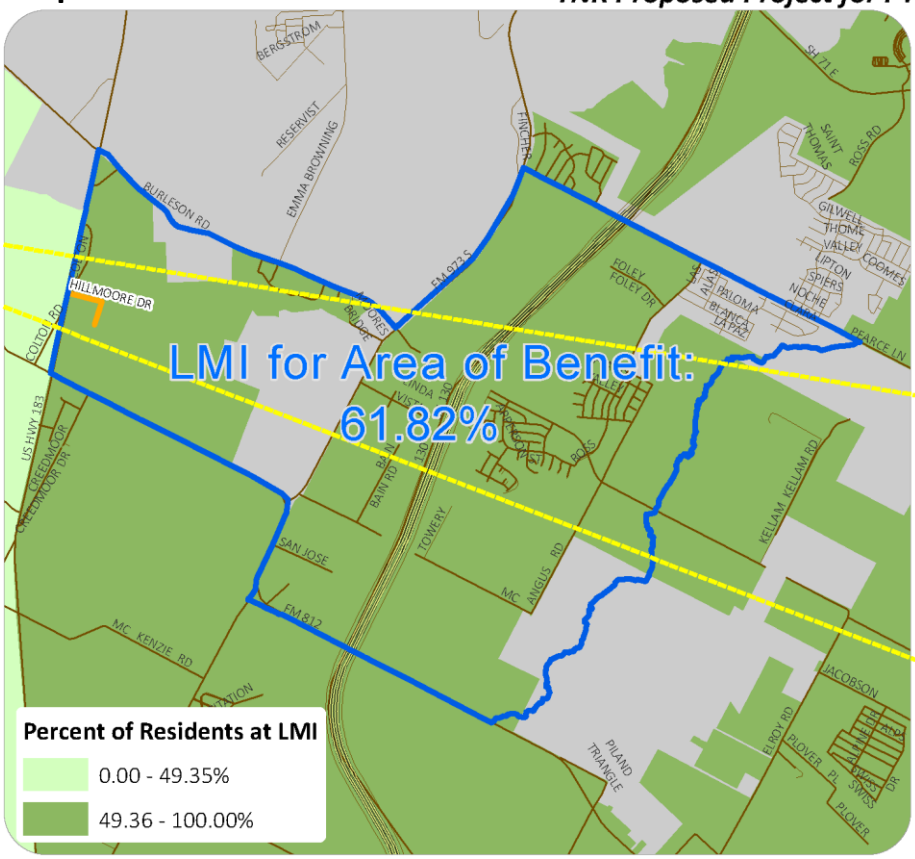

Hillmoore Drive is a low speed-low volume road in need of improvements before it deteriorates any further, which impacts the safety of the road and jeopardizes access to homes.
This project will provide the improvements necessary to bring the roadway up to Travis County standards in order to be accepted as a County-maintained road.

Hillmoore Dr

Area of Benefit

Incorporated Travis County

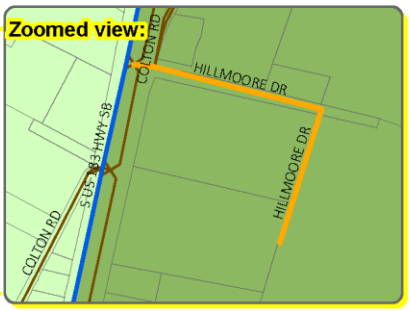

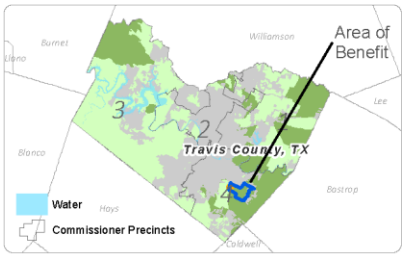

LMI = low-to-moderate income

0 0.5 1 2 Miles

Map created By: E. Rivera, Travis County HHS/VS, CDBG Office, 2016. Area of benefit updated on 4/25/16.
Source: New Low/Moderate Income Summary Data (LMISD) provided by U.S. HUD (based on the 2006-2010 American Community Survey data) effective July 1, 2014. U.S. HUD uses special tabulations of Census data to calculate the LMISD, which determines the low to moderate income (LMI) areas. LMI areas are where, typically, at least 51% of households have incomes at or below 80% of the area median income (AMI). However, the LMISD for some communities, such as the Travis County CDBG Entitlement, are based on an exception criterion. For Travis County, instead of 51%, 49.46% is the minimum percentage of LMI persons that must reside in the service area for the activity to be assisted with CDBG funds.

Project # 4: Land Acquisition for Affordable Housing Development - $246,930

Project Description: This project would provide funds to a subrecipient (to be identified) for the purpose of developing affordable housing in the CDBG service area. The funds could be used for leveraged funding for a project with multiple funding streams, or used as sole funding for lot purchase. The land purchased could be used for the development of either rental or owner occupied affordable housing. A subrecipient will be identified through an RFS process. Once the subrecipient identifies a parcel for purchase and a plan for development, the project would go out for public comment.

Figure 7: Project 4 – General Project Information	
CDBG Funding	$246,930
Leverage Funding	TBD
Program Delivery	TBD
Program Oversight	Travis County Health and Human Services & Veteran Services
Expected Start/ Completion Date	October 2016-TBD
Location	CDBG Service Area

Figure 8: Project 4 – Priority and Performance Measurement Information (HUD-prescribed)			
Priority Need Category	Housing	**Project**	Land Acquisition for Affordable Housing
Eligible Activity	Land Acquisition	**Outcome Category**	Affordability
Objective Category	Decent Housing	**Specific Objective**	Provide land for development of affordable housing
Citation	§ 570.201 (a)	**Accomplishment**	TBD
Eligibility	LMH	**Matrix Code**	1
Priority in the 2014-2018 Strategic Plan	High	**Travis County SAP #**	TBD

Project # 5: Tenant's Rights and Fair Housing Counseling– $32,375

Project Description: The funds are allocated for Tenant's Rights and Fair Housing Counseling for residents of the unincorporated areas and the Village of Webberville. This program will expand existing services in the unincorporated areas of the County and the Village of Webberville, and proposes to serve approximately 55 people. Tenant's Rights services include: telephone counseling and in-person mediation, as needed. Fair housing services include: fair housing counseling, fair housing complaint processing, and testing in support of an individual complainant. Additionally, part of the funds will be used for allowable program delivery costs, such as marketing materials and office supplies. At least 51% of the recipients will be at or below 80% of the Median Family Income (MFI).

Figure 9: Project 5 – General Project Information	
CDBG Funding	$32,375
Leverage Funding	Not Applicable
Program Delivery	Austin Tenant's Council or other designated sub-recipient
Program Oversight	Travis County Health and Human Service & Veteran Services
Expected Start / Completion Date	October 1, 2016 - September 30, 2017
Location	CDBG Service Area

Figure 10: Project 5 – Priority and Performance Measurement Information (HUD-prescribed)			
Priority Need Category	Public Services, Other	**Project**	Fair Housing Counseling & Testing
Eligible Activity	Public Services	**Outcome Category**	Availability/Accessibility
Objective Category	Provide Decent Housing	**Specific Objective**	Improve the availability of services for low/moderate income persons
Citation	§570.201 (e)	**Accomplishment**	55 people
Eligibility	LMC	**Matrix Code**	05J, Fair Housing Activities
Priority in the 2014-2018 Strategic Plan	High	**Travis County SAP #**	TBD

Project # 6: FSS Social Work Services Expansion Project - $74,710

Project Description: This program is an internal Travis County Health and Human Services & Veterans Service expansion of existing services. The program increases program capacity to provide case management, information and referral, non-clinical counseling, crisis intervention, and outreach in all four precincts of the unincorporated areas. The project is targeted to individuals who are at 80% MFI or below. The project will fund the equivalent of one FTE social worker who works at a Travis County HHS&VS facility; however, to reduce transportation barriers, the social worker provides the majority of service provision through home visits. Additionally, operating expenses necessary to provide home based services, mileage, and training, among other expenses, may be funded.

Figure 11: Project 6 – General Project Information	
CDBG Funding	$74,710
Leverage Funding	TBD
Program Delivery	Family Support Services (FSS) Division of the Travis County Health and Human Services & Veteran Services
Program Oversight	Travis County Health and Human Services & Veteran Services
Expected Start/ Completion Date	October 1, 2016 - September 30, 2017
Location	Households in the unincorporated areas of Travis County and the Village of Webberville

Figure 12: Project 6 – Priority and Performance Measurement Information (HUD-prescribed)			
Priority Need Category	Public Services, Other	**Project**	Social Work Services Program
Eligible Activity	Public Services	**Outcome Category**	Availability/ Accessibility
Objective Category	Suitable Living Environment	**Specific Objective**	Improve the availability of services for low/moderate income persons
Citation	§570.201 (e)	**Accomplishment**	250 Individuals
Eligibility	LMC	**Matrix Code**	05, Public Services (General)
Priority in the 2014-2018 Strategic Plan	High	**Travis County SAP #**	TBD

Project #7: Administrative & Planning Expenses – $217,517

Project Description: The funds allocated for administration will pay for the operating expenses associated with the grant including office supplies, training, contracted services, rule interpretation, fair housing activities, membership, action plan, annual report, reporting, and other business-related expenses. Additionally, the funds will pay for a portion (100% and 60%) of the salaries for the two CDBG planners (one full time and one 3/4 time) as well as a new part-time administrative positon. These positions are responsible for project development, action plan and annual report development, monitoring and reporting, and other tasks relating to administration and planning.

Figure 13: Project 7 – General Project Information	
CDBG Funding	$217,517
Leverage Funding	Travis County General Fund estimated $120,000
Program Delivery	Travis County Health and Human Service & Veteran Services
Program Oversight	Travis County Health and Human Service & Veteran Services
Expected Start/ Completion Date	October 1, 2016 - September 30, 2017
Location	Not Applicable

Figure 14: Project 7 – Priority and Performance Measurement Information (HUD-prescribed)			
Priority Need Category	Not Applicable	**Project**	Program Administration
Eligible Activity	Administration and Planning	**Outcome Category**	Not Applicable
Objective Category	Not Applicable	**Specific Objective**	Not Applicable
Citation	§570.206	**Accomplishment**	Other, Effective administration of the grant
Eligibility	Not Applicable	**Matrix Code**	21A, General Program Administration
Priority in the 2014-2018 Strategic Plan	Not Applicable	**Travis County SAP #**	TBD

Alternate Project # 1: Owner Occupied Home Rehabilitation – up to $500,000

Project Description: This project funds minor home repair services for low- and moderate-income homeowners in the unincorporated areas of Travis County and the Village of Webberville, to move homes towards Housing Quality Standards. The program seeks to improve the energy efficiency, physical living conditions, and safety in owner-occupied homes. The project provides a grant up to $24,999 to eligible homeowners for approved repairs. Examples of potential improvements include, but are not limited to: connections of houses to long-term viable sources of water (not part of a stand-alone infrastructure project), complementing weatherization services of other funding sources, septic tank repairs, and electrical and plumbing repairs. In the event that program income is created, it will be reinvested into the Home Rehabilitation project.

These funds are targeted toward homeowners at or below 80% MFI in the CDBG service area. This project is administered by Meals on Wheels and More, Inc. Some of the allocation will be used for project delivery costs of the project and some of the allocation may partially fund a CDBG planner position to complete environmental reviews, final inspections and sign off, and any other needed project delivery related costs.

Figure 15: Alternate Project 1 – General Project Information

CDBG Funding	Up to $500,000
Leverage Funding	To be determined
Program Delivery	Meals on Wheels and More, Inc.
Program Oversight	Travis County Health and Human Service & Veteran Services
Estimated Start/ Completion Date	October 1, 2016 - September 30, 2017
Location	Eligible homes in the unincorporated areas of Travis County and the Village of Webberville

Figure 16: Alternate Project 1 – Priority and Performance Measurement Information (HUD–prescribed)

Priority Need Category	Owner Occupied Housing	**Project**	Rehabilitation of existing units
Eligible Activity	Rehabilitation	**Outcome Category**	Availability/ Accessibility
Objective Category	Decent Housing	**Specific Objective**	Improve the quality of owner housing
Citation	§570.202	**Accomplishment**	TBD
Eligibility	LMH	**Matrix Code**	14A, Rehabilitation, Single Unit Residential
Priority in the 2014-2018 Strategic Plan	High	**Travis County SAP #**	TBD

Alternate Project # 2: Land Acquisition for Affordable Housing Development—up to $500,000

Project Description: This project would provide funds to a subrecipient (to be identified) for the purpose of developing affordable housing in the CDBG service area. The funds could be used for leverage funding for a project with multiple funding streams, or used as sole funding for lot purchase. The land purchased could be used for the development of either rental or owner occupied affordable housing. A subrecipient will be identified through an RFS process. Once the subrecipient identifies a parcel for purchase and a plan for development, the project would go out for public comment.

Figure 17: Alternate Project 2 – General Project Information	
CDBG Funding	Up to $500,000
Leverage Funding	TBD
Program Delivery	TBD
Program Oversight	Travis County Health and Human Services & Veteran Services
Expected Start/ Completion Date	October 2016-TBD
Location	CDBG Service Area

Figure 18: Alternate Project 2 – Priority and Performance Measurement Information (HUD-prescribed)			
Priority Need Category	Housing	**Project**	Land Acquisition for Affordable Housing
Eligible Activity	Land Acquisition	**Outcome Category**	Affordability
Objective Category	Decent Housing	**Specific Objective**	Provide land for development of affordable housing
Citation	§ 570.201 (a)	**Accomplishment**	TBD
Eligibility	LMH	**Matrix Code**	1
Priority in the 2014-2018 Strategic Plan	High	**Travis County SAP #**	TBD

Alternate Project # 3: Owner Occupied Septic System Program – up to $500,000

Project Description: This project would provide a grant of up to $24,999 to eligible homeowners in the CDBG service area for activities related to repair or replacement of failing or non-compliant on-site sewage systems. The program would be administered by Meals and Wheels and More. A homeowner may participate in the Septic System Program and the CDBG Owner Occupied Home Rehabilitation Program. Some of the allocation will be used for project delivery incurred by the subrecipient and to partially fund a CDBG planner position to complete environmental reviews, final inspections and sign off, and any other needed project delivery related costs.

Figure 19: Alternate Project 3 – General Project Information	
CDBG Funding	Up to $500,000
Leverage Funding	To be determined
Program Delivery	Meals on Wheels and More, Inc.
Program Oversight	Travis County Health and Human Service & Veteran Services
Estimated Start/ Completion Date	October 1, 2016 - September 30, 2017
Location	Eligible homes in the unincorporated areas of Travis County and the Village of Webberville

Figure 20: Alternate Project 3 – Priority and Performance Measurement Information (HUD-prescribed)			
Priority Need Category	Owner Occupied Housing	**Project**	Owner Occupied Septic System Program
Eligible Activity	Rehabilitation	**Outcome Category**	Availability/ Accessibility
Objective Category	Decent Housing	**Specific Objective**	Improve the quality of owner housing
Citation	§570.202	**Accomplishment**	TBD
Eligibility	LMH	**Matrix Code**	14A, Rehabilitation, Single Unit Residential
Priority in the 2014-2018 Strategic Plan	High	**Travis County SAP #**	TBD

Alternate Project # 4: Disaster Response Interim Assistance – up to $100,000

Project Description: Since 2011, Travis County has increasingly experienced disasters either from flooding or wildfires. In an effort to facilitate a quick response, this alternate project is available to enact, should it be needed. HUD has provided specific guidance about interim assistance and disaster response activities. Below is a summary that explains when and under what conditions these types of activities qualify for CDBG funds.

The types of activities that may be considered are repairing streets, sidewalks, publically owned utilities, and public buildings (excluding parks or playgrounds); special garbage, trash or debris removal; and clearing of streets (e.g, of snow, debris, etc.).

Additional Considerations:

- The County Judge of the Travis County must determine that the situation is emergency in nature and requires immediate attention, and it must address a state or federally declared disaster.
- Repairs must not alter environmental conditions (e.g., does not affect historic properties, does not involve work on structures within a floodplain, does not involve a hazardous site, is not next to a hazardous site, does not impact critical habitat of endangered species, and does not alter a building's footprint); and
- Repairs are limited to protection, repair, or restoration activities necessary to control or stop the effects of the disaster or imminent threat to public safety, and don't include new additions, relocation, etc., but do include making repairs to damaged structures or restoring essential community services and related utilities and facilities to their condition before the disaster (without significant capacity changes).
- When using the urgent need national objective, the grantee must certify it is unable to finance the activity on its own and other sources of funds are not available. If the repairs are FEMA eligible, staff will need to verify that FEMA will accept CDBG as matching funds.
- The level of environmental review must be Exempt or Categorically Excluded.
- The repairs are restricted to the CDBG service area.

This project will use one of two National Objectives for this project. If the area qualifies as low-to-moderate income, it will use the Low to Moderate Income Area (LMA) Benefit as the national objective. If not, the project will use the urgent need national objective.

The work will be completed by county employees and/or contractors and will be overseen by one of the following County Departments: Travis County Transportation and Natural Resources Department, Health and Human Services and Veterans Service, or Emergency Services.

Figure 21: General Project Information	
CDBG Funding:	Up to $100,000
Leverage Funding:	TBD – FEMA likely
Program Delivery:	Contractor and/or Travis County Staff
Program Oversight:	Health and Human Services and Veterans Service, Transportation and Natural Resources, or Emergency Services
Estimated Start/ Completion Date:	TDB
Location:	Unincorporated Travis County (wherever a disaster may occur). More detailed information will be provided, if the project is needed.

Figure 22: Priority and Performance Measurement Information (HUD–prescribed)			
Priority Need Category:	Infrastructure or Public Facility	**Project:**	Disaster Response
Eligible Activity:	Interim Activity	**Outcome Category:**	Availability/ Accessibility
Objective Category:	Suitable Living Environment	**Specific Objective:**	Address health and safety conditions to create a suitable living environment after a state or federally declared disaster.
Citation:	570.201(f)	**Accomplishment:**	TBD
Eligibility:	LMA or URG	**Matrix Code:**	06
Priority in the 2014-2018 Strategic Plan :	High / Infrastructure Low / Public Facility	**Travis County SAP #:**	TBD

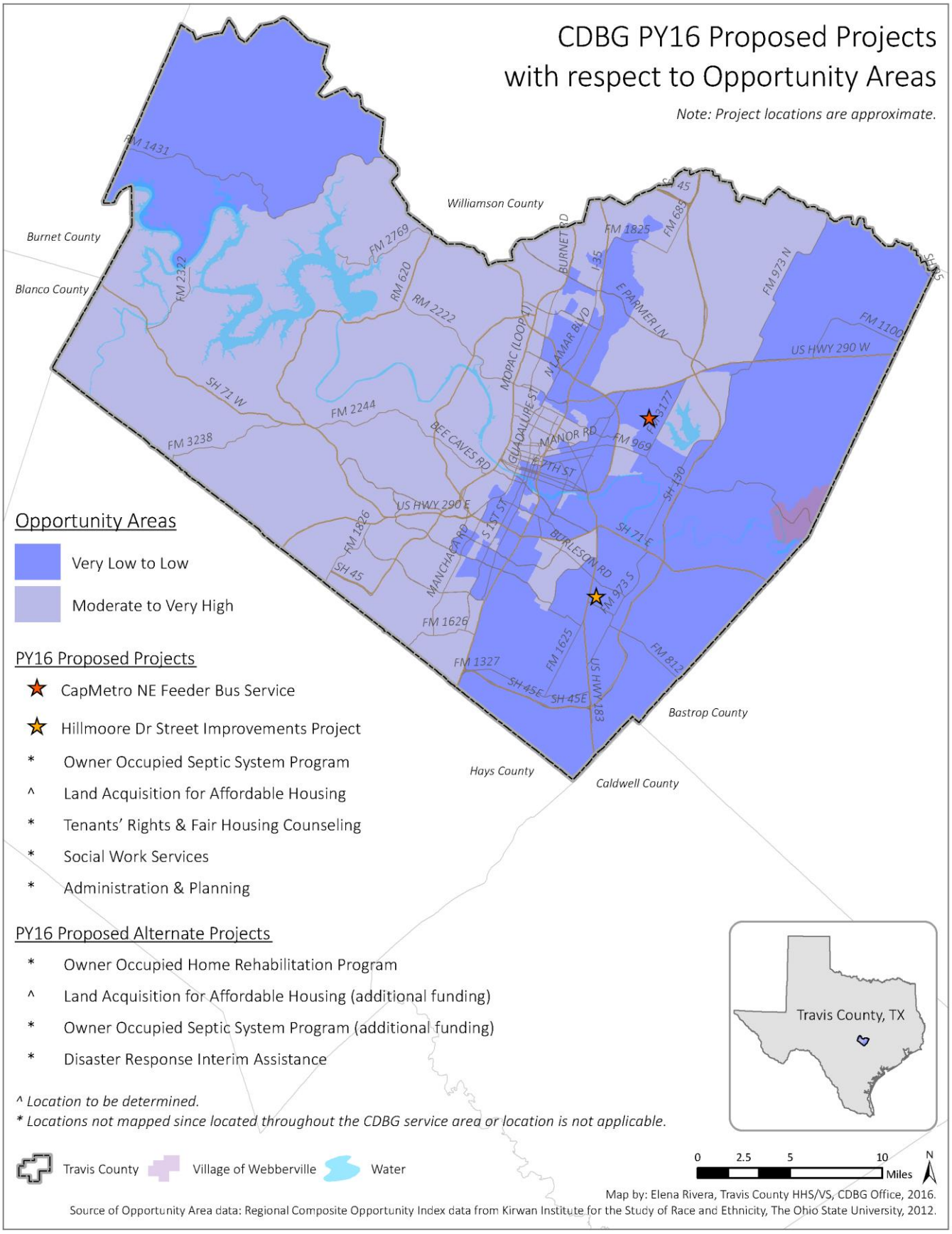
CDBG PY16 Proposed Projects
with respect to Opportunity Areas
Note: Project locations are approximate.
Williamson County
Burnet County
Blanco County
Hays County
Caldwell County
Bastrop County
Opportunity Areas
Very Low to Low
Moderate to Very High
PY16 Proposed Projects
CapMetro NE Feeder Bus Service
Hillmoore Dr Street Improvements Project
* Owner Occupied Septic System Program
^ Land Acquisition for Affordable Housing
* Tenants' Rights & Fair Housing Counseling
* Social Work Services
* Administration & Planning
PY16 Proposed Alternate Projects
* Owner Occupied Home Rehabilitation Program
^ Land Acquisition for Affordable Housing (additional funding)
* Owner Occupied Septic System Program (additional funding)
* Disaster Response Interim Assistance
^ Location to be determined.
* Locations not mapped since located throughout the CDBG service area or location is not applicable.
Travis County, TX
Travis County
Village of Webberville
Water
0 2.5 5 10 Miles
N
Map by: Elena Rivera, Travis County HHS/VS, CDBG Office, 2016.
Source of Opportunity Area data: Regional Composite Opportunity Index data from Kirwan Institute for the Study of Race and Ethnicity, The Ohio State University, 2012.

APPENDIX C

Maps

PY16 Projects and Impacted Areas
PY16 Projects and Low/Mod Percentages
PY16 Projects and Opportunity Areas
PY16 Projects and Race/Ethnicity Concentrations

CDBG PY16 Project Locations with respect to Racial/Ethnic Concentrations 10% or greater above County averages and Low-to-Moderate Income (LMI) Percentages by Census block groups Unincorporated Areas, Travis County, TX

Note: Project placement on the map is approximate.

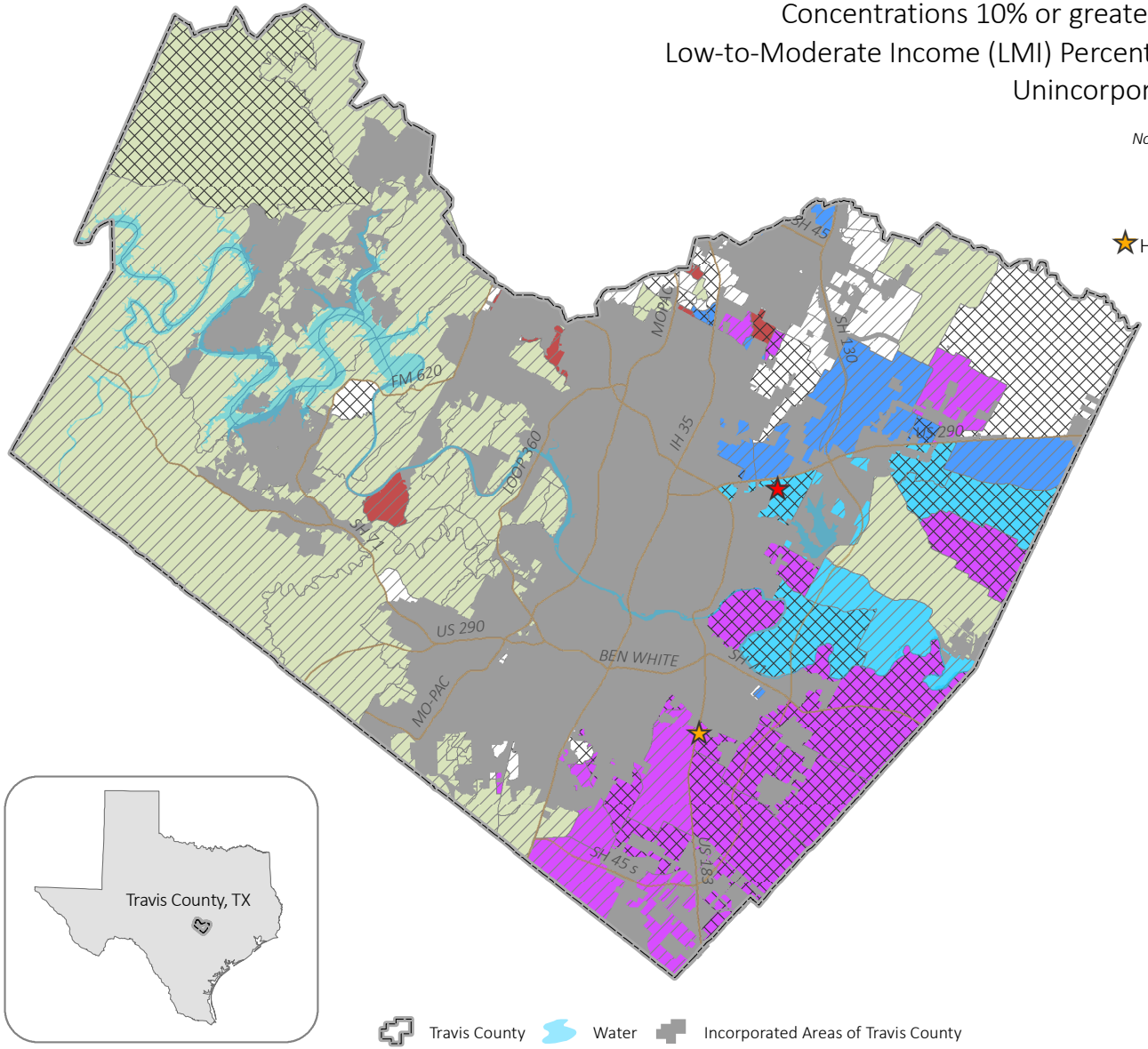

Proposed PY16 Projects*

- CapMetro NE Feeder Bus Service
- Hillmoore Dr Street Improvements Project

Alternate PY16 Projects*

** The remaining proposed projects, including all of the alternate projects, are not mapped due to one of the following reasons:*
- located throughout the CDBG service area,
- location is to be determined, or
- location is not applicable.

Racial/ethnic concentrations 10% or more above County averages

- African American
- African American & Hispanic
- Asian
- Hispanic
- White

Percent of Residents at LMI

- 0.00 - 49.35%
- 49.36 - 100.00%

LMI = low-to-moderate income

0 2.5 5 10 Miles

N

Map by: E. Rivera, Travis County HHS/VS, CDBG Office, 2016. Source: U.S. Census Bureau, 2010 SF-1 for Race and Ethnicity data, and Low/Moderate Income Summary Data (LMISD) provided by U.S. HUD (based on the 2006-2010 American Community Survey data).

CDBG PY16 Project Locations with respect to Low-to-Moderate Income (LMI) Concentrations

Note: Project placement on the map is approximate.

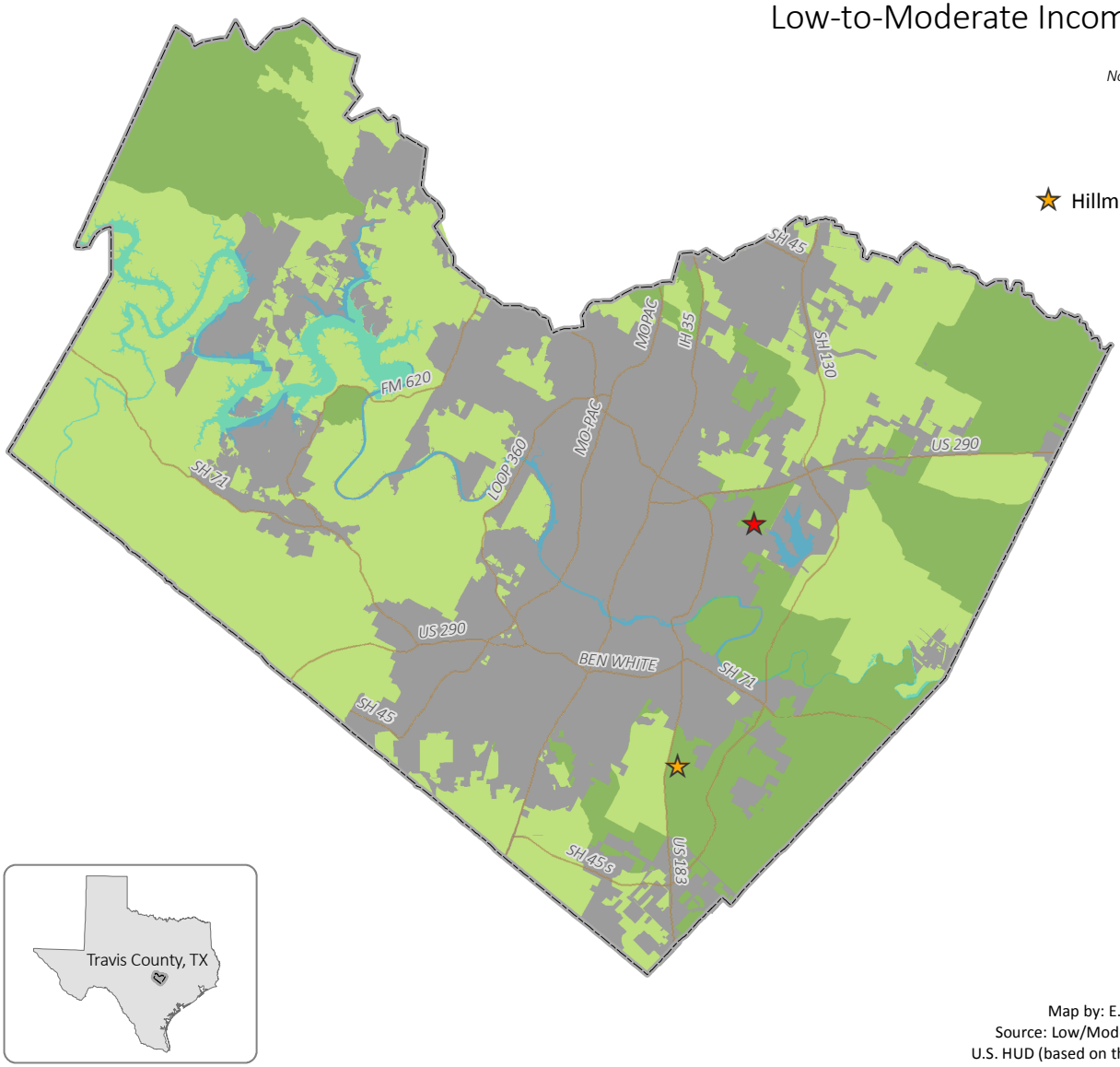

Proposed PY16 Projects*

- CapMetro NE Feeder Bus Service
- Hillmoore Dr Street Improvements Project

Alternate PY16 Projects*

** The remaining proposed projects, including all of the alternate projects, are not mapped due to one of the following reasons:*
- located throughout the CDBG service area,
- location is to be determined, or
- location is not applicable.

Percent of Residents at LMI

- 0.00 - 49.35%
- 49.36 - 100.00%

LMI = low-to-moderate income

- Travis County, TX
- Incorporated Areas of Travis County
- Major waterbodies

0 2.5 5 10 Miles

N

Map by: E. Rivera, Travis County HHS/VS, CDBG Office, 2016
Source: Low/Moderate Income Summary Data (LMISD) provided by U.S. HUD (based on the 2006-2010 American Community Survey data).

CDBG PY16 Proposed Projects with respect to Opportunity Areas

Note: Project locations are approximate.

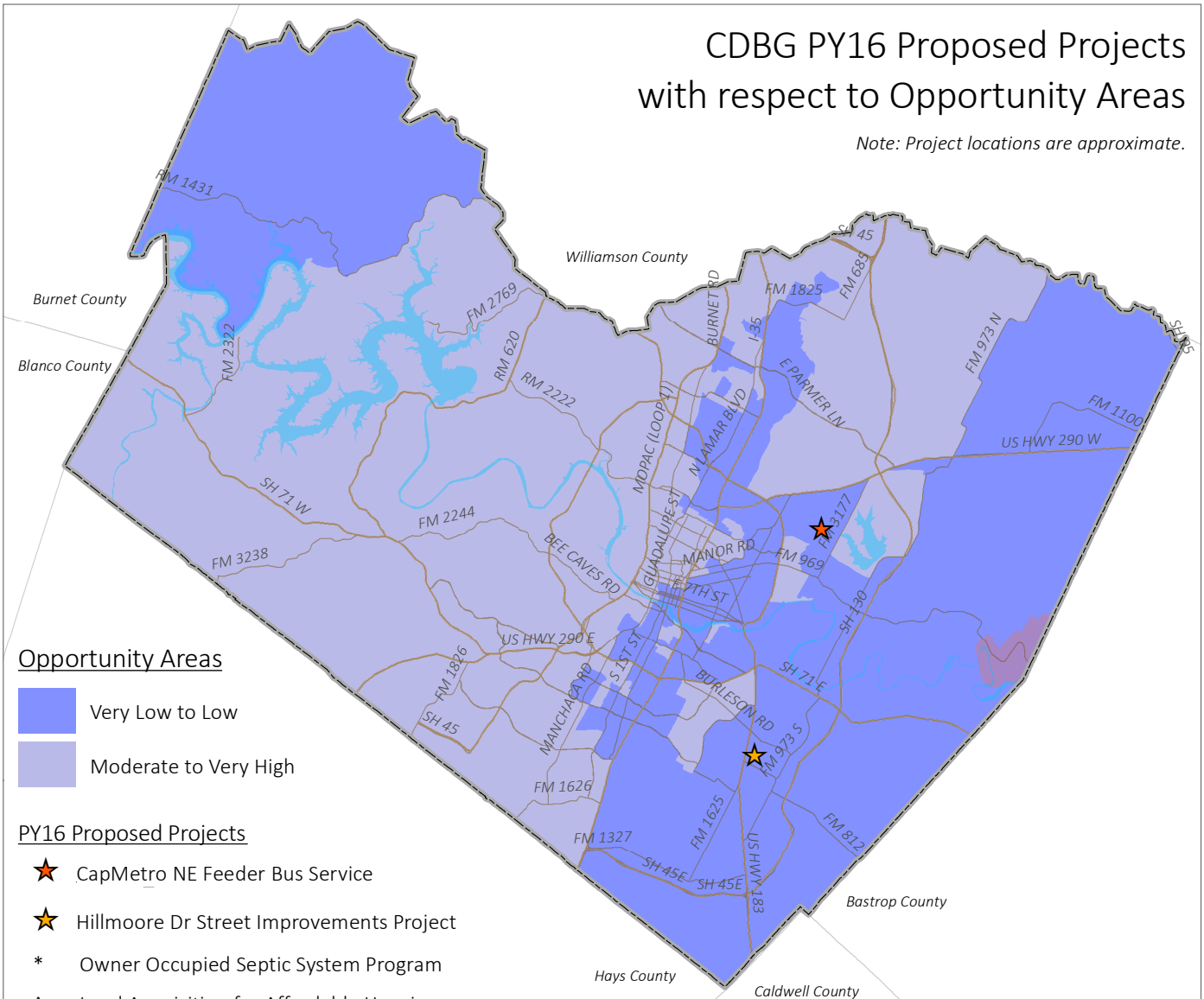

Opportunity Areas

- Very Low to Low
- Moderate to Very High

PY16 Proposed Projects

- ★ CapMetro NE Feeder Bus Service
- ★ Hillmoore Dr Street Improvements Project
- * Owner Occupied Septic System Program
- ^ Land Acquisition for Affordable Housing
- * Tenants' Rights & Fair Housing Counseling
- * Social Work Services
- * Administration & Planning

PY16 Proposed Alternate Projects

- * Owner Occupied Home Rehabilitation Program
- ^ Land Acquisition for Affordable Housing (additional funding)
- * Owner Occupied Septic System Program (additional funding)
- * Disaster Response Interim Assistance

^ Location to be determined.
** Locations not mapped since located throughout the CDBG service area or location is not applicable.*

Travis County | Village of Webberville | Water

0 2.5 5 10 Miles N

Map by: Elena Rivera, Travis County HHS/VS, CDBG Office, 2016.
Source of Opportunity Area data: Regional Composite Opportunity Index data from Kirwan Institute for the Study of Race and Ethnicity, The Ohio State University, 2012.

CDBG PY16 Project Locations with Respect to African American Residents by Census Block Group (2010 Census) Unincorporated Areas, Travis County, TX

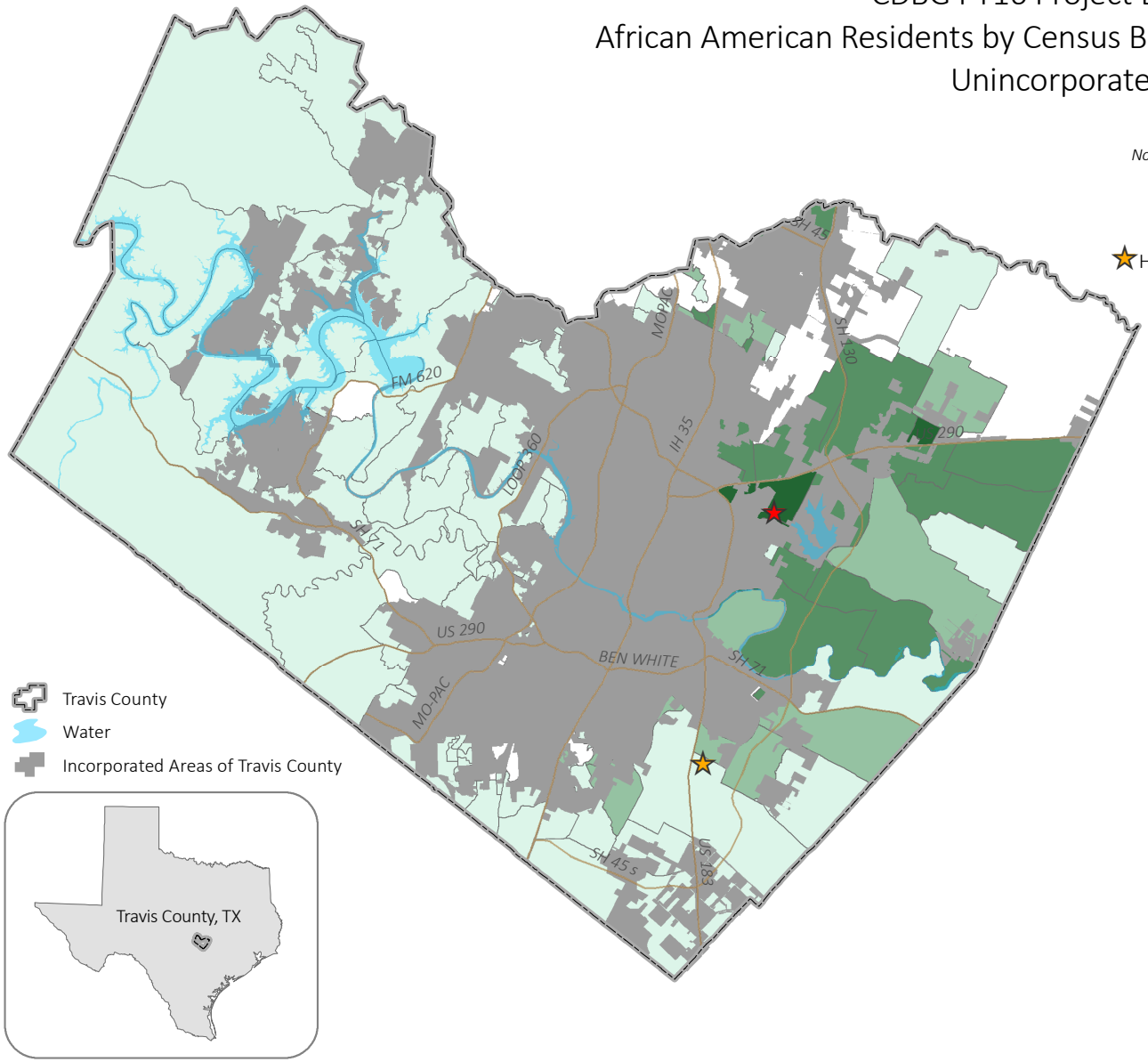

Note: Project placement on the map is approximate.

Proposed PY16 Projects*

- CapMetro NE Feeder Bus Service
- Hillmoore Dr Street Improvements Project

Alternate PY16 Projects*

** The remaining proposed projects, including all of the alternate projects, are not mapped due to one of the following reasons:*
- located throughout the CDBG service area,
- location is to be determined, or
- location is not applicable.

Percentage of African American Residents by Block Groups

- 0.00 - 6.50%
- 6.51 - 17.00%
- 17.01 - 32.20%
- 32.21 - 63.20%

0 2.5 5 10 Miles

N

Map by: E. Rivera, Travis County HHS/VS, CDBG Office, 2016. Source: U.S. Census Bureau, 2010 SF-1 for Race and Ethnicity data, and Low/Moderate Income Summary Data (LMISD) provided by U.S. HUD (based on the 2006-2010 American Community Survey data).

CDBG PY16 Project Locations with Respect to Asian Residents by Census Block Group (2010 Census) Unincorporated Areas, Travis County, TX

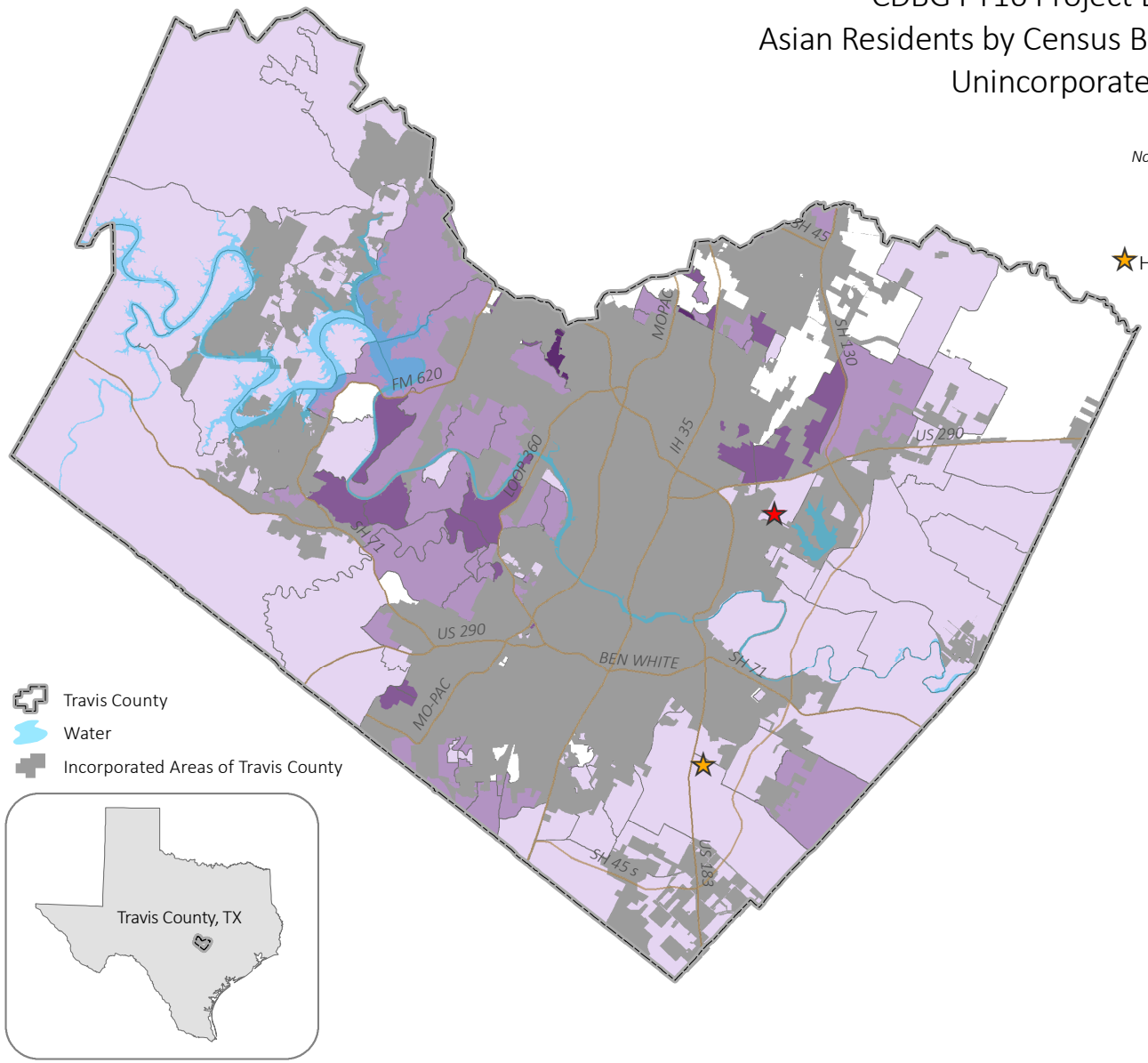

Note: Project placement on the map is approximate.

Proposed PY16 Projects*

★ CapMetro NE Feeder Bus Service

★ Hillmoore Dr Street Improvements Project

Alternate PY16 Projects*

** The remaining proposed projects, including all of the alternate projects, are not mapped due to one of the following reasons:*
- located throughout the CDBG service area,
- location is to be determined, or
- location is not applicable.

Percentage of Asian Residents by Block Groups

- 0.00 - 3.70%
- 3.71 - 10.10%
- 10.11 - 20.60%
- 20.61 - 49.50%

0 2.5 5 10 Miles

N

Map by: E. Rivera, Travis County HHS/VS, CDBG Office, 2016. Source: U.S. Census Bureau, 2010 SF-1 for Race and Ethnicity data, and Low/Moderate Income Summary Data (LMISD) provided by U.S. HUD (based on the 2006-2010 American Community Survey data).

CDBG PY16 Project Locations with Respect to Hispanic Residents by Census Block Group (2010 Census) Unincorporated Areas, Travis County, TX

Note: Project placement on the map is approximate.

Proposed PY16 Projects*

- CapMetro NE Feeder Bus Service
- Hillmoore Dr Street Improvements Project

Alternate PY16 Projects*

** The remaining proposed projects, including all of the alternate projects, are not mapped due to one of the following reasons:*
- located throughout the CDBG service area,
- location is to be determined, or
- location is not applicable.

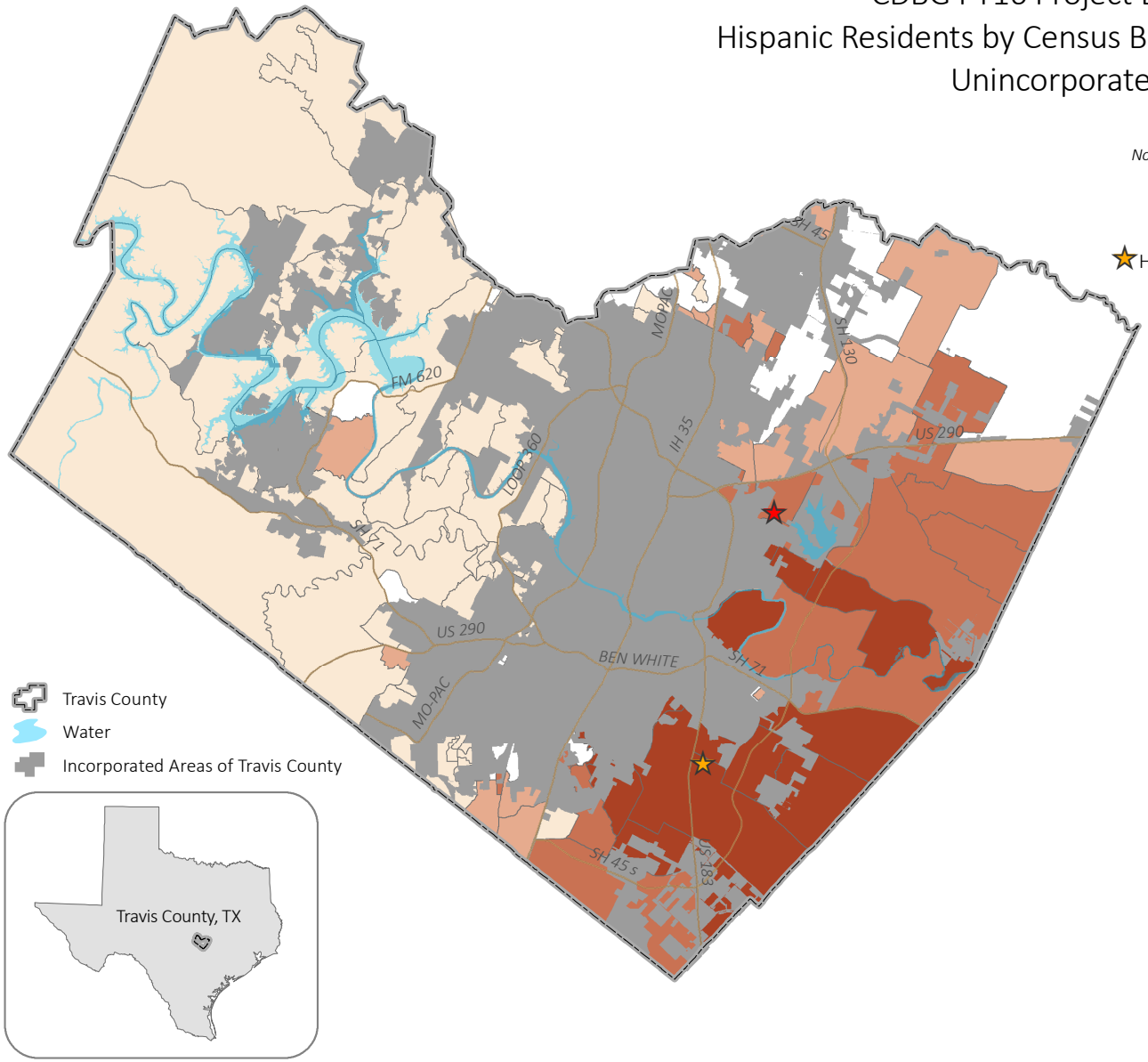

Percentage of Hispanic Residents by Block Groups

- 1.56 - 20.17%
- 20.18 - 40.74%
- 40.75 - 63.21%
- 63.22 - 90.51%

0 2.5 5 10 Miles

N

Map by: E. Rivera, Travis County HHS/VS, CDBG Office, 2016. Source: U.S. Census Bureau, 2010 SF-1 for Race and Ethnicity data, and Low/Moderate Income Summary Data (LMISD) provided by U.S. HUD (based on the 2006-2010 American Community Survey data).

CDBG PY16 Project Locations with Respect to White Residents by Census Block Group (2010 Census) Unincorporated Areas, Travis County, TX

Note: Project placement on the map is approximate.

Proposed PY16 Projects*

- CapMetro NE Feeder Bus Service
- Hillmoore Dr Street Improvements Project

Alternate PY16 Projects*

** The remaining proposed projects, including all of the alternate projects, are not mapped due to one of the following reasons:*
- located throughout the CDBG service area,
- location is to be determined, or
- location is not applicable.

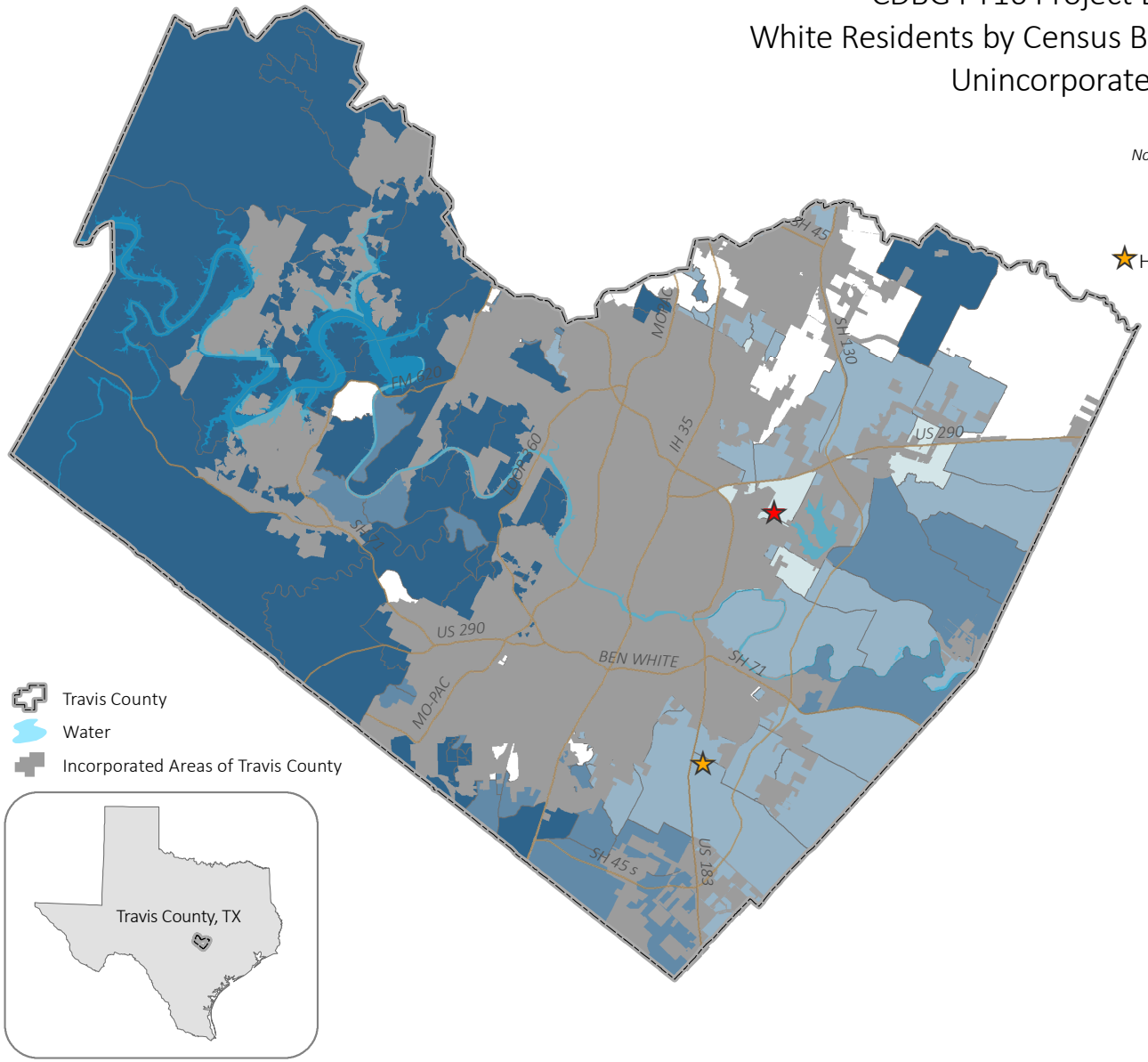

Percentage of White Residents by Block Groups

- 22.90 - 46.60%
- 46.61 - 65.80%
- 65.81 - 82.70%
- 82.71 - 99.00%

0 2.5 5 10 Miles

N

Map by: E. Rivera, Travis County HHS/VS, CDBG Office, 2016. Source: U.S. Census Bureau, 2010 SF-1 for Race and Ethnicity data, and Low/Moderate Income Summary Data (LMISD) provided by U.S. HUD (based on the 2006-2010 American Community Survey data).