Travis County CDBG

Program Year 2020 (PY20) Action Plan

Travis County HHS
CDBG Office
P.O. Box 1748
Austin, TX 78767
cdbg@traviscountytx.gov
https://www.traviscountytx.gov/health-human-services/cdbg

TRAVIS COUNTY CDBG

ANNUAL ACTION PLAN PROGRAM YEAR 2020 (PY20)

Prepared by:
Travis County Health and Human Services (HHS)
Research & Planning Division
Community Development Block Grant (CDBG) Program

County Executive: Sherri E. Fleming
Lead Writers: Monique Coleman, Yaira Robinson, and Elena Rivera

Original final version approved by the TCCC on August 11, 2020 and updated versions on January 12, 2021 and on August ___, 2021.

Questions or Comments? Please contact the CDBG O ıce at cdbg@traviscountytx.gov

Travis County HHS
CDBG Office
P.O. Box 1748
Austin, TX 78767
cdbg@traviscountytx.gov
https://www.traviscountytx.gov/health-human-services/cdbg

Travis County, Texas

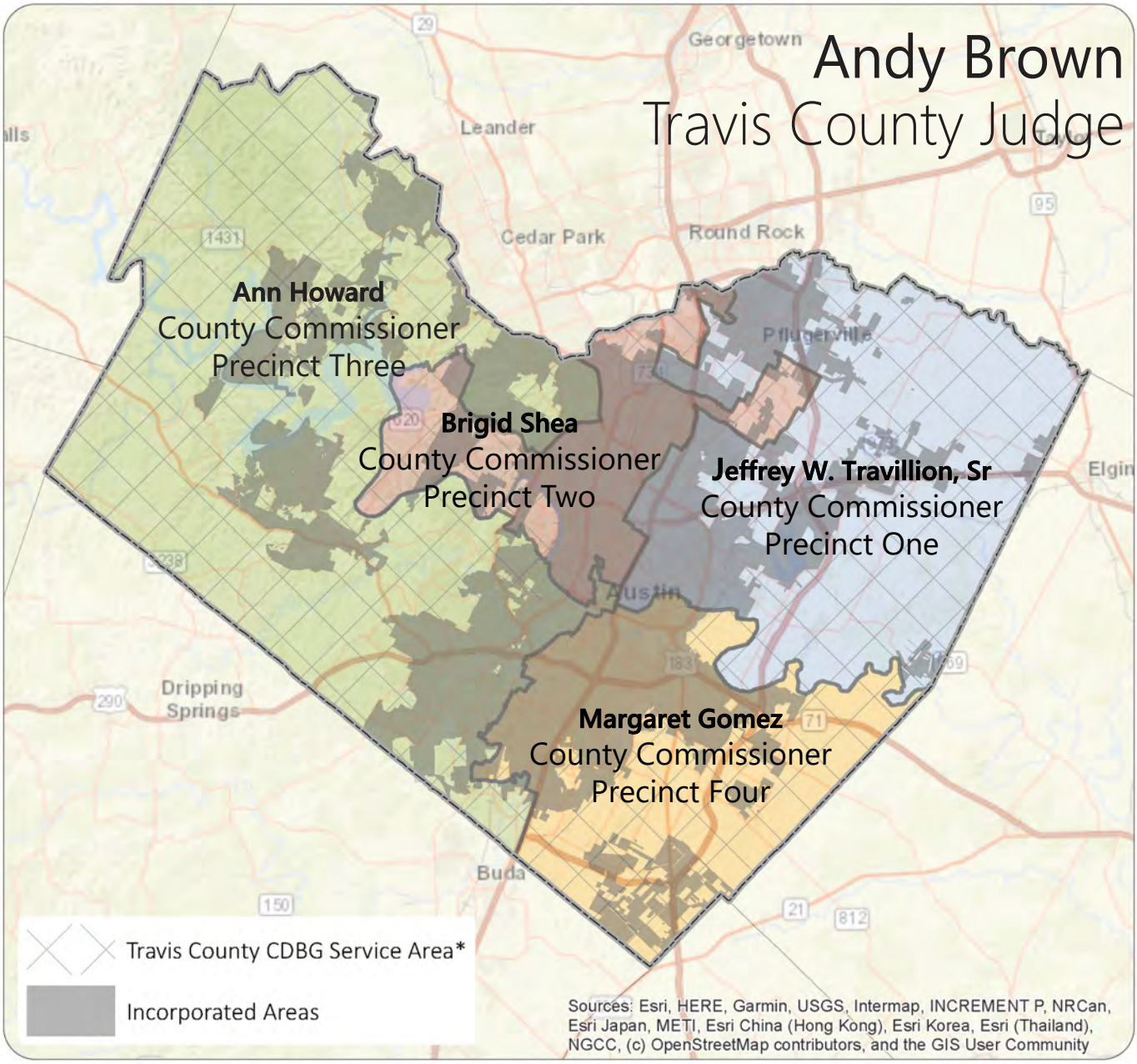

*In addition to the unincorporated areas, the Travis County CDBG Service Area also includes all of the Villages of San Leanna and Webberville, and three additional cities which were added to the service area for PY20-22: Creedmoor, Lago Vista, and West Lake Hills.

TABLE OF CONTENTS

I. Executive Summary

Introduction.....1
Summary of Objectives and Outcomes Identified in the Plan.....2
Evaluation of Past Performance.....3
Summary of Citizen Participation Process and Consultation Process.....3

II. The Process

Lead & Responsible Agencies.....5
Contact Information.....5
Consultation.....6

III. Public Participation

Summary of Citizen Participation Process / Efforts to Broaden Citizen Participation 16

IV. Expected Resources

Expected Resources.....24

V. Annual Goals and Objectives

Annual Goals and Objectives.....26

VI. Projects

Introduction.....27
Projects Summary.....29
Geographic Distribution.....31

VII. Affordable Housing

Introduction.....32
Public Housing.....32
Homeless and Other Special Needs Activities.....34
Barriers to affordable housing.....35

VIII. Other Actions

Other Actions.....38

IX. Program Specific Requirements

Program Specific Requirements.....41

APPENDICES

Appendix A – Public Participation
Appendix B – PY20 Projects & Alternate Projects
Appendix C – Maps

I. Executive Summary

Introduction

Under the provisions of Title 1 of the Housing and Community Development Act of 1974 (42 USC 5301), the Federal government, through the U.S. Department of Housing and Urban Development (HUD), sponsors a program that provides Community Development Block Grants (CDBG) to cities and counties to develop viable urban communities by providing decent housing and a suitable living environment and by expanding economic opportunities for low- and moderate-income persons. Since 2006, Travis County has received CDBG funds from HUD on an annual basis.

Designated as the lead agency by the Travis County Commissioners Court, the Health and Human Services Department (HHS) prepares and submits this annual Action Plan to HUD every year. HHS is responsible for the public notification process, approval of projects, and the administration of these grants.

Figure 1. Travis County Vision, Mission & Goals

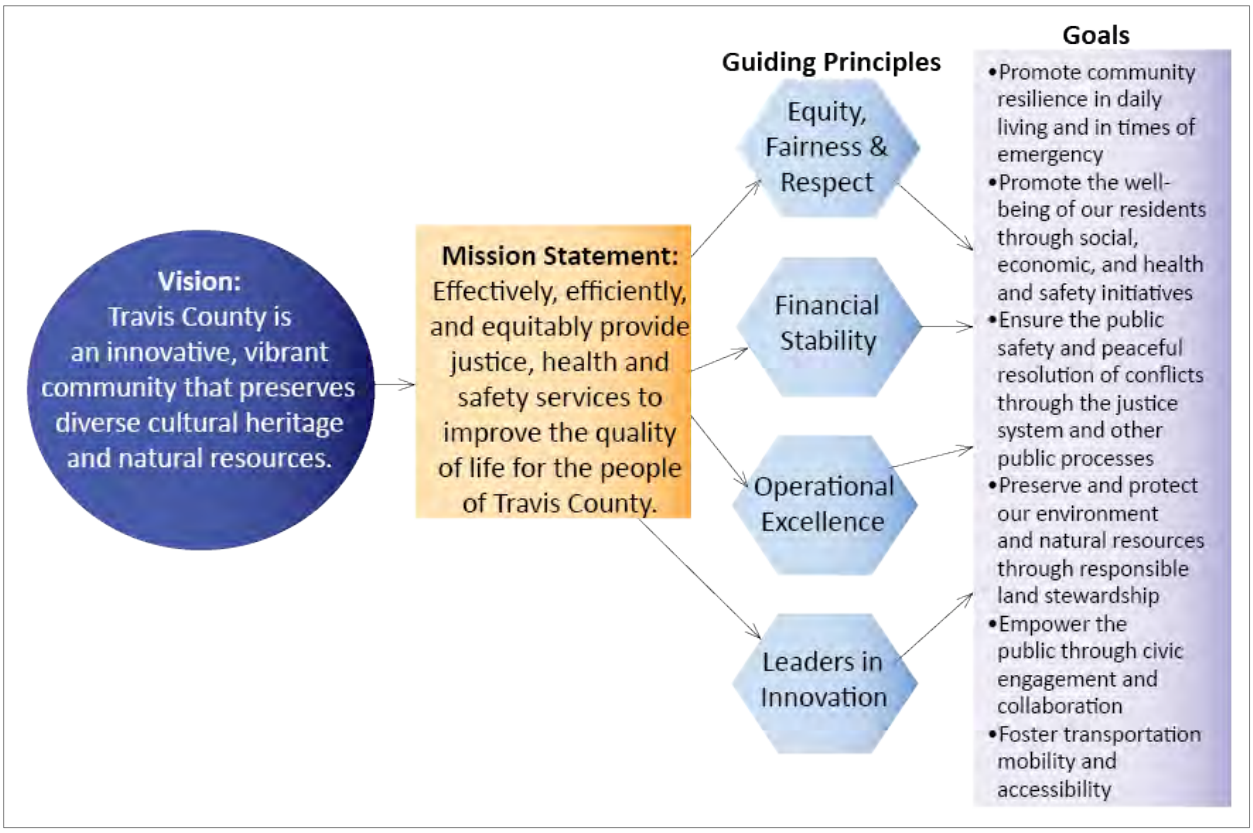

The Action Plan for Program Year 2020 (PY20) is the County's strategy for addressing the community's critical housing and community development needs in the Travis County CDBG service area, which includes all the unincorporated areas and anywhere within the Village of

Webberville and Village of San Leanna. In addition, three new cities have been added to the CDBG service area for program years 20-22 include the City of Creedmoor, the City of Lago Vista, and the City of West Lake Hills. PY20 is the second year of the five-year Consolidated Plan that spans PY19-PY23. Both the Consolidated Plan and Action Plan are developed under the guidelines established by HUD. The Action Plan allocates a total of $1,190,916 for PY20, which will assist low- and moderate-income Travis County households in the CDBG service area with a wastewater improvement project and a street improvement project.

Community engagement and participation is an essential goal of this program, and residents of Travis County were instrumental in developing this Plan. County staff drew on a variety of data sources to provide a quantitative analysis of community needs and provided multiple opportunities to collect public input. The draft Annual Action Plan was available for public review and comments were received at a public hearing. See Appendix A for public comments received.

At the end of each fiscal year, the County must also prepare a Consolidated Annual Performance Evaluation Report (CAPER) to provide information to HUD and the public to evaluate the County's performance and to determine whether the activities undertaken during the program year helped to meet the County's five-year goals and to address priority needs identified in the Consolidated Plan and the Annual Action Plan. This annual performance report, prepared with public review and comment, must be submitted to HUD annually, no later than December 31st.

Summary of Objectives and Outcomes Identified in the Plan

After considering the housing, community development, and public service needs of Travis County's low- to moderate-income residents, along with public engagement efforts, Travis County Commissioners Court identified priorities for the five-year consolidated planning period. Please see Table 1 below.

Based on these priorities and the results of the PY20 Community Needs Assessment, the Commissioners Court approved projects for PY20, as summarized in Table 2. For a detailed discussion of projects, please refer to Section VI (Projects) of this Plan and Appendix B (PY20 Projects & Alternate Projects).

Table 1. Priorities for the PY19-23 Consolidated Plan

Category	Ranking
Infrastructure	High
Housing	High
Community Services	Low
Populations with Specialized Needs	Low
Public Buildings and Facilities	Low
Business and Jobs	Low

Table 2. PY20 Projects

Project	Allocation
Street Improvements: Forest Bluff	$565,700
Wastewater Improvements: Kennedy Ridge	$387,033
Administration & Planning	$238,183

Evaluation of Past Performance

Program Year 2019 (PY19) marked the fourteenth year that Travis County received CDBG funds. Funds from 2015-2019 are currently being spent. As projects are implemented, internal monitoring is taking place to assure grant compliance and project effectiveness. HUD monitored Travis County's CDBG program in April 2010 and June 2013 with no findings and one concern related to timely spending of funds. The County's external auditor also reviewed the program in 2013, 2015, and 2018 and had no findings. HUD most recently monitored Travis County's CDBG program in April 2020, which resulted in one finding related to all regulatory requirements not being included in the subrecipient agreement and three concerns related to policy and procedure deficiencies. In response, the Travis County CDBG program revised its policies and procedures and its subrecipient agreement to ensure regulatory compliance henceforth.

As part of the mandate from Congress to administer the CDBG program, each year HUD determines whether each CDBG entitlement is carrying out its activities "in a timely manner." HUD conducts an analysis of each entitlement's timeliness of spending 10 months into each grant year. For Travis County, the test occurs every August. The threshold for compliance with timeliness is having no more than 1.5 times the current year's allocation unspent. Due to COVID-19, as well as other administrative influences and staff changes, the program may not achieve timeliness for PY19, but anticipates achieving timeliness for PY20.

Summary of Citizen Participation Process and Consultation Process

For the Program Year 2020 (PY20) Action Plan, information on community needs was gathered through a variety of mechanisms. The public and service providers had the opportunity to provide input by 1) completing a survey, 2) meeting with CDBG staff, or 3) speaking at a public hearing.

For PY20, one meeting was held during the normally scheduled voting session. This public hearing was held on March 24, 2020 via a virtual, online format due to the COVID-19 pandemic. The public was able to call into the meeting to ask questions or make comments. No public comments were offered at this hearing. Additional community meetings were held with residents of the CDBG service area to inform the PY20 Action Plan. CDBG staff participated in a total of five meetings with CDBG residents.

Resident surveys were available online in English and Spanish. Written surveys were available at public meetings and upon request for those without access to a computer or the internet. A total of 104 residents completed surveys to provide input on the Action Plan.

A provider, or organizational, survey was also available to gather input and was offered in English only. Several list-serves, including the County's contracted social service providers, were used to send out the link to the online survey through email. A total of 19 surveys were completed by agencies.

For more detail, please refer to Appendix A (Public Participation).

II. The Process

Lead & Responsible Agencies

Describe the agency/entity responsible for preparing the Consolidated Plan and those responsible for administration of each grant program and funding source

Table 3 – Responsible Agencies

Agency Role	Name	Department/Agency
CDBG Administrator	Travis County	Health and Human Services

The HHS Department is the lead County agency responsible for the administration of the County's CDBG funding. This Department has the primary responsibility of assessing community needs, developing the Consolidated Plan and annual Action Plans, managing project activities in conjunction with other county departments and community partners, administering the finances, and monitoring and reporting. The CDBG office is located in the Research and Planning division of HHS. The HHS Department reports to the Travis County Commissioners Court for oversight authority.

Contact Information

Monique Coleman, MPA, MCRP
CDBG Planning Manager
Office of the County Executive
Travis County Health and Human Services
P.O. Box 1748, Austin, TX 78767
P: 512.854.3460 F: 512.854.7140

Consultation

Introduction

Service providers, Travis County departments and other local governmental agencies had several different opportunities to participate in the PY20 Action Plan process: 1) completion of a Community Needs Assessment; or 2) through consultation on specific content areas in the plan.

The PY20 Community Needs Assessment was available as an online survey. Respondents were asked to assist in identifying the greatest needs in CDBG service areas, grouped into the investment categories of Populations with Specialized Needs, Community Services, Housing, Infrastructure, Public Buildings and Facilities, and Business and Jobs. In total, 19 responses were received from non-profit organizations.

Provide a concise summary of the jurisdiction's activities to enhance coordination between public and assisted housing providers and private and governmental health, mental health and service agencies.

CDBG staff continue to work closely with the Travis County Housing Finance Corporation and other Travis County departments to implement the actions outlined in the County's Fair Housing Plan. As part of this process, the County has convened an Affordable Housing Policy Committee. While the committee is made up of Travis County and City of Austin staff, the structure of the work includes consultation with an advisory group consisting of representatives from other units of local government, nonprofit and for-profit housing developers and social service agencies. As the committee creates or refines policies, they will seek input from this advisory group to ensure effective coordination between all parties.

Additionally, CDBG staff and other Travis County Departmental staff participate in planning efforts that include a variety of stakeholders such as the City of Austin, local nonprofits, businesses and other regional organizations. Some of these efforts include participation in Ending Community Homelessness Coalition (ECHO), the Central Texas Regional Assessment of Fair Housing, and a Joint Comprehensive Housing Market Study.

Describe coordination with the Continuum of Care and efforts to address the needs of homeless persons (particularly chronically homeless individuals and families, families with children, veterans, and unaccompanied youth) and persons at risk of homelessness.

On January 25, 2020 as part of the annual Point-In-Time Count of people experiencing homelessness, 886 staff and volunteers were deployed to survey 74 geographic sections throughout Travis County to help provide a more accurate count of the homeless population in outlying areas.

OMB Control No: 2506-0117 (exp. 07/31/2015)

Travis County staff participate on the Independent Review Team, Membership Council, and Homelessness Equity Coalition Taskforce. During PY20, staff will continue its committee work.

With regard to financial investments, the Family Support Services Division provides homelessness prevention services, and HHS provides general fund dollars to a variety of agencies that work on homelessness issues through its social service contract investments.

Describe consultation with the Continuum(s) of Care that serves the jurisdiction's area in determining how to allocate ESG funds, develop performance standards for and evaluate outcomes of projects and activities assisted by ESG funds, and develop funding, policies and procedures for the operation and administration of HMIS.

The Jurisdiction does not receive ESG funds.

Describe Agencies, groups, organizations and others who participated in the process and describe the jurisdiction's consultations with housing, social service agencies and other entities.

See table below.

Table 4 – Agencies, groups, organizations who participated

1	**Agency/Group/Organization**	**Literacy Coalition of Central Texas**
	Agency/Group/Organization Type	Services-Children Services-Victims of Domestic Violence Services-Education Services-Employment Mental Health Agency Other-ESL and ABE/Literacy; workforce preparation
	What section of the Plan was addressed by Consultation?	Community Needs Assessment
	Briefly describe how the Agency/Group/Organization was consulted. What are the anticipated outcomes of the consultation or areas for improved coordination?	The agency completed the Needs Assessment survey to help identify priorities for and areas of investment for the next program year.
2	**Agency/Group/Organization**	**Boys & Girls Clubs of the Austin Area**
	Agency/Group/Organization Type	Services-Children Services-Food Access or Hunger Services-Education Services-Employment
	What section of the Plan was addressed by Consultation?	Community Needs Assessment

Table 4 – Agencies, groups, organizations who participated

	Briefly describe how the Agency/Group/Organization was consulted. What are the anticipated outcomes of the consultation or areas for improved coordination?	The agency completed the Needs Assessment survey to help identify priorities for and areas of investment for the next program year.
3	**Agency/Group/Organization**	**Sustainable Food Center**
	Agency/Group/Organization Type	Services-Food Access or Hunger
	What section of the Plan was addressed by Consultation?	Community Needs Assessment
	Briefly describe how the Agency/Group/Organization was consulted. What are the anticipated outcomes of the consultation or areas for improved coordination?	The agency completed the Needs Assessment survey to help identify priorities for and areas of investment for the next program year.
4	**Agency/Group/Organization**	**Big Brothers Big Sisters of Central Texas**
	Agency/Group/Organization Type	Services-Children Services-Education Child Welfare Organization Regional Organization Other-Youth Development
	What section of the Plan was addressed by Consultation?	Community Needs Assessment
	Briefly describe how the Agency/Group/Organization was consulted. What are the anticipated outcomes of the consultation or areas for improved coordination?	The agency completed the Needs Assessment survey to help identify priorities for and areas of investment for the next program year.
5	**Agency/Group/Organization**	**CASA of Travis County**
	Agency/Group/Organization Type	Services-Children
	What section of the Plan was addressed by Consultation?	Community Needs Assessment
	Briefly describe how the Agency/Group/Organization was consulted. What are the anticipated outcomes of the consultation or areas for improved coordination?	The agency completed the Needs Assessment survey to help identify priorities for and areas of investment for the next program year.

Table 4 – Agencies, groups, organizations who participated

6	**Agency/Group/Organization**	**Catholic Charities of Central Texas**
	Agency/Group/Organization Type	Services-Children Services-Elderly Persons Services-Education Mental Health Agency Disaster Preparedness/Response Other-Homeless prevention, immigration legal services, military support services, case management
	What section of the Plan was addressed by Consultation?	Community Needs Assessment
	Briefly describe how the Agency/Group/Organization was consulted. What are the anticipated outcomes of the consultation or areas for improved coordination?	The agency completed the Needs Assessment survey to help identify priorities for and areas of investment for the next program year.
7	**Agency/Group/Organization**	**Skillpoint Alliance**
	Agency/Group/Organization Type	Services-Education Service-Employment Other-Workforce Development
	What section of the Plan was addressed by Consultation?	Community Needs Assessment
	Briefly describe how the Agency/Group/Organization was consulted. What are the anticipated outcomes of the consultation or areas for improved coordination?	The agency completed the Needs Assessment survey to help identify priorities for and areas of investment for the next program year.
8	**Agency/Group/Organization**	**Easterseals Central Texas**
	Agency/Group/Organization Type	Housing Services-Children Services-Digital Literacy/Broadband Access Services-Elderly Persons Services-Persons with Disabilities Services-Persons with HIV/AIDS Services-Alcohol or Substance Use Services-Health Services-Employment
	What section of the Plan was addressed by Consultation?	Community Needs Assessment

Table 4 – Agencies, groups, organizations who participated

	Briefly describe how the Agency/Group/Organization was consulted. What are the anticipated outcomes of the consultation or areas for improved coordination?	The agency completed the Needs Assessment survey to help identify priorities for and areas of investment for the next program year.
9	**Agency/Group/Organization**	**Capital IDEA**
	Agency/Group/Organization Type	Services-Education Services-Employment Other-Workforce Development
	What section of the Plan was addressed by Consultation?	Community Needs Assessment
	Briefly describe how the Agency/Group/Organization was consulted. What are the anticipated outcomes of the consultation or areas for improved coordination?	The agency completed the Needs Assessment survey to help identify priorities for and areas of investment for the next program year.
10	**Agency/Group/Organization**	**Meals on Wheels Central Texas**
	Agency/Group/Organization Type	Housing Services-Food Access or Hunger Services-Elderly Persons Services-Persons with Disabilities Regional Organization
	What section of the Plan was addressed by Consultation?	Community Needs Assessment
	Briefly describe how the Agency/Group/Organization was consulted. What are the anticipated outcomes of the consultation or areas for improved coordination?	The agency completed the Needs Assessment survey to help identify priorities for and areas of investment for the next program year.
11	**Agency/Group/Organization**	**Ending Community Homelessness Coalition**
	Agency/Group/Organization Type	Services-Homeless Planning Organization

Table 4 – Agencies, groups, organizations who participated

	What section of the Plan was addressed by Consultation?	Community Needs Assessment Housing Need Assessment Public Housing Needs Homeless Needs - Chronically homeless Homeless Needs - Families with children Homelessness Needs - Veterans Homelessness Needs - Unaccompanied youth Homelessness Strategy Anti-poverty Strategy
	Briefly describe how the Agency/Group/Organization was consulted. What are the anticipated outcomes of the consultation or areas for improved coordination?	The agency participated in the Needs Assessment survey to help identify priorities for and areas of investment for the next program year. The membership council meets monthly to make decisions regarding policy and resources for homeless and those at risk for homelessness. The group consists of providers of mental health, health, HIV/AIDS, domestic violence, veterans, youth aging out of foster care, hospitals, criminal justice and business and civic leaders and local governments. This monthly meeting serves as a coordination point that informs actions both within the Annual Action Plan scope and Countywide.
12	**Agency/Group/Organization**	**Saint Louise House**
	Agency/Group/Organization Type	Housing Services-Children Services-Victims of Domestic Violence Services-Homeless Services-Education Services-Employment
	What section of the Plan was addressed by Consultation?	Community Needs Assessment
	Briefly describe how the Agency/Group/Organization was consulted. What are the anticipated outcomes of the consultation or areas for improved coordination?	The agency completed the Needs Assessment survey to help identify priorities for and areas of investment for the next program year.
13	**Agency/Group/Organization**	**Housing Authority of Travis County (HATC)**
	Agency/Group/Organization Type	PHA
	What section of the Plan was addressed by Consultation?	Public Housing Needs

OMB Control No: 2506-0117 (exp. 07/31/2015)

Table 4 – Agencies, groups, organizations who participated

	Briefly describe how the Agency/Group/Organization was consulted. What are the anticipated outcomes of the consultation or areas for improved coordination?	The agency provided information regarding public housing in Section VII.
14	**Agency/Group/Organization**	**Casa Marianella**
	Agency/Group/Organization Type	Housing Services-Children Services-Food Access or Hunger Services-Victims of Domestic Violence Services-homeless
	What section of the Plan was addressed by Consultation?	Community Needs Assessment
	Briefly describe how the Agency/Group/Organization was consulted. What are the anticipated outcomes of the consultation or areas for improved coordination?	The agency completed the Needs Assessment survey to help identify priorities for and areas of investment for the next program year.
15	**Agency/Group/Organization**	**Austin Tenants Council**
	Agency/Group/Organization Type	Services-Education Services-Fair Housing Other-Tenants' Rights
	What section of the Plan was addressed by Consultation?	Community Needs Assessment
	Briefly describe how the Agency/Group/Organization was consulted. What are the anticipated outcomes of the consultation or areas for improved coordination?	The agency completed the Needs Assessment survey to help identify priorities for and areas of investment for the next program year.
16	**Agency/Group/Organization**	**Family Eldercare**
	Agency/Group/Organization Type	Services-Elderly Persons Services-Persons with Disabilities Services-Homeless
	What section of the Plan was addressed by Consultation?	Community Needs Assessment

Table 4 – Agencies, groups, organizations who participated

	Briefly describe how the Agency/Group/Organization was consulted. What are the anticipated outcomes of the consultation or areas for improved coordination?	The agency completed the Needs Assessment survey to help identify priorities for and areas of investment for the next program year.
17	**Agency/Group/Organization**	**Lifeworks**
	Agency/Group/Organization Type	Housing Services-Victims of Domestic Violence Services-Homeless Services-Education Services-Employment
	What section of the Plan was addressed by Consultation?	Community Needs Assessment
	Briefly describe how the Agency/Group/Organization was consulted. What are the anticipated outcomes of the consultation or areas for improved coordination?	The agency completed the Needs Assessment survey to help identify priorities for and areas of investment for the next program year.
18	**Agency/Group/Organization**	**Caritas of Austin**
	Agency/Group/Organization Type	Housing Services-Children Services-Food Access or Hunger Services-Elderly Persons Services-Persons with Disabilities Services-Persons with HIV/AIDS Services-Alcohol or Substance Use Services-Victims of Domestic Violence Services-Homeless Services-Education Services-Employment Services-Fair Housing
	What section of the Plan was addressed by Consultation?	Community Needs Assessment
	Briefly describe how the Agency/Group/Organization was consulted. What are the anticipated outcomes of the consultation or areas for improved coordination?	The agency completed the Needs Assessment survey to help identify priorities for and areas of investment for the next program year.
19	**Agency/Group/Organization**	**Integral Care**

Table 4 – Agencies, groups, organizations who participated

	Agency/Group/Organization Type	Housing Services-Children Services-Food Access or Hunger Services-Alcohol or Substance Use Services-Homeless Mental Health Agency
	What section of the Plan was addressed by Consultation?	Community Needs Assessment
	Briefly describe how the Agency/Group/Organization was consulted. What are the anticipated outcomes of the consultation or areas for improved coordination?	The agency completed the Needs Assessment survey to help identify priorities for and areas of investment for the next program year.
20	**Agency/Group/Organization**	**Community Tech Network**
	Agency/Group/Organization Type	Services-Digital Literacy/Broadband Access Services-Education
	What section of the Plan was addressed by Consultation?	Community Needs Assessment
	Briefly describe how the Agency/Group/Organization was consulted. What are the anticipated outcomes of the consultation or areas for improved coordination?	The agency participated in a Needs Assessment meeting with CDBG staff to help identify priorities for and areas of investment for the next program year.

Identify any Agency Types not consulted and provide rationale for not consulting

Through meetings and the survey all Agency types were consulted.

Other local/regional/state/federal planning efforts considered when preparing the Plan

Table 5 – Other local / regional / federal planning efforts

Name of Plan	Lead Organization	How do the goals of your Strategic Plan overlap with the goals of each plan?
Continuum of Care	ECHO	No specific goals are included for Federal funding; however, non-Federal sources of funding are coordinated.

In order to assess current efforts, goals, and plans related to Community Development, Economic Development, and Housing needs in the region, CDBG staff participated in transit planning for a proposed regional rail line; attended meetings of the Strategic Planning Committee to Eliminate

OMB Control No: 2506-0117 (exp. 07/31/2015)

Childhood Lead Poisoning in Texas; and considered briefings, reports, and strategic plans issued by local and regional agencies.

III. Public Participation

Summary of Citizen Participation Process / Efforts Made to Broaden Citizen Participation

For the Program Year 2020 (PY20) Action Plan, information on community needs was gathered through a variety of mechanisms. For the Program Year 2020 (PY20) Action Plan, information on community needs was gathered through a variety of mechanisms. The public and service providers had the opportunity to provide input by 1) completing a survey, 2) meeting with CDBG staff, or 3) speaking at a public hearing. Notification about participation opportunities was provided in a variety of formats, including print, online, and social media.

For PY20, one meeting to gather information about community needs was held at Travis County Commissioners' Court during the normally scheduled voting session. This public hearing was held via a virtual, online format due to the COVID-19 pandemic. The public was able to call into the meeting to ask questions or make comments. Additional community meetings were held with residents of the CDBG service area throughout PY19 to inform the PY20 Action Plan. CDBG staff participated in a total of five meetings with CDBG residents.

Resident surveys were available online in English and Spanish. Written surveys were available at public meetings and upon request for those without access to a computer or the internet. A total of 104 residents completed surveys to provide input on the Action Plan. This represents a decrease in participation from the last two years for the resident survey response rate. It is unclear precisely why this was the case, but two possible contributing factors include: 1) the CDBG team was short-staffed from October, 2019-February, 2020, which negatively impacted neighborhood and community outreach efforts; and 2) the onset of the COVID-19 crisis coincided with the peak of staff efforts to promulgate the survey.

A provider, or organizational, survey was also available to gather input and was offered in English only. Several list-serves, including the County's contracted social service providers, were used to send out the link to the online survey through email. A total of 19 surveys were completed by agencies. This represents an increase in participation in the organizational survey. This increased participation could be due to enhanced internal collaboration between Travis County's CDBG and Research & Planning staff teams as a result of the departmental restructure, which led to an increase in organizational outreach for the survey.

As has been the case for several planning cycles, residents ranked Infrastructure as the most urgent need in the CDBG service area by a very wide margin. Community Services was ranked second, and Housing was ranked third. Staff of nonprofit organizations ranked Community Services as the highest priority need, followed closely by Housing. It is not clear how the onset of

the novel coronavirus may have affected resident or organizational staff prioritization of needs. These community priorities helped guide decision making when selecting projects for funding in PY20.

The public comment period was held from June 24, 2020-July 24, 2020. One hearing was held on July 14, 2020 via a virtual, online format due to the COVID-19 pandemic. The public was able to call into the meeting to ask questions or make comments. One public comment was received during the public hearing.

Please note during the July 14, 2020 PY 20 Action Plan public hearing, information specific to the CDBG-CV substantial amendment was discussed. As requested, the comments received on June 12, 2020 as well as a memo explaining the inclusion of these comments can be found in Appendix A.

For more detail, please refer to Appendix A (Public Participation).

Citizen Participation Outreach

See table below.

Table 6. Citizen Participation Outreach

	Mode of Outreach	Target of Outreach	Summary of response/attendance	Summary of comments received	Summary of comments not accepted and reasons	URL (If applicable)
1	Public Hearing	Non-targeted/ broad community	For PY20, one meeting to gather information about community needs was held at Travis County Commissioners' Court during the normally scheduled voting session. This public hearing was held via a virtual, online format due to the COVID-19 pandemic. The public was able to call into the meeting to ask questions or make comments. No comments were offered during the hearing. An additional hearing was held to receive comments on the draft PY20 Action Plan during the public comment period. One comment was offered during the hearing.	No comments were offered during the Needs Assessment public hearing. One comment was offered during the public hearing held during the public comment period. The comment expressed concerns about funding priorities for both the PY19-23 Consolidated Plan, which includes priorities for the PY20 Action Plan, and for CDBG-CV funds included in the substantial amendment to the PY19 Action Plan.	All comments were accepted.	

OMB Control No: 2506-0117 (exp. 07/31/2015)

Table 6. Citizen Participation Outreach

	Mode of Outreach	Target of Outreach	Summary of response/attendance	Summary of comments received	Summary of comments not accepted and reasons	URL (If applicable)
2	Public Meeting	Non-targeted/ broad community	CDBG staff participated in five meetings with residents and community groups. 25 people attended these meetings.	Participants met with CDBG staff to receive information about the program and provide information on community needs. For detailed results please refer to the Appendix A (Public Participation).	N/A	
3	Community Needs Assessment Survey	Non-English Speaking - Specify other language: Spanish Non-targeted/ broad community	A total of 104 residents and 19 representatives of agencies completed the survey.	Residents top three priorities were: 1. Infrastructure, 2. Community Services, and 3. Housing. Organizations' top three priorities were: 1. Community Services, 2. Housing, and 3. Infrastructure. For detailed results please refer to Appendix A (Public Participation).	N/A	

OMB Control No: 2506-0117 (exp. 07/31/2015)

Table 6. Citizen Participation Outreach

	Mode of Outreach	Target of Outreach	Summary of response/attendance	Summary of comments received	Summary of comments not accepted and reasons	URL (If applicable)
4	Newspaper Ad	Minorities Non-English Speaking - Specify other language: Spanish Non-targeted/ broad community	The Community Needs public hearing date and information about participation opportunities was published in newspapers, including a Spanish language newspaper and a newspaper targeted to the African American community. For copies of the ads please refer to Appendix A (Public Participation). The invitation to comment on the draft PY20 Action Plan was released through all the same channels.	N/A	N/A	

OMB Control No: 2506-0117 (exp. 07/31/2015)

Table 6. Citizen Participation Outreach

	Mode of Outreach	Target of Outreach	Summary of response/attendance	Summary of comments received	Summary of comments not accepted and reasons	URL (If applicable)
5	Internet Outreach	Non-English Speaking - Specify other language: Spanish Non-targeted /broad community	Information about the Community Needs public hearing and participation opportunities was posted to the Travis County and CDBG webpages in English and in Spanish.	N/A	N/A	https://www.traviscountytx.gov/health-human-services/cdbg/participate
6	Social Media	Non-English Speaking - Specify other language: Spanish Non-targeted/ broad community	Information about the Community Needs public hearing and participation opportunities was posted through the Travis County twitter and Facebook accounts and through the NextDoor networking service.	In response to social media posts about the March virtual public hearing, one resident sent comments by email about how it is difficult for his elderly neighbors to engage in online needs assessments. Another resident commented via the Nextdoor app to express concern about the perceived lack of notice about the public hearing.	All comments were accepted.	

OMB Control No: 2506-0117 (exp. 07/31/2015)

Table 6. Citizen Participation Outreach

	Mode of Outreach	Target of Outreach	Summary of response/attendance	Summary of comments received	Summary of comments not accepted and reasons	URL (If applicable)
7	Public Notice	Non-English Speaking - Specify other language: Spanish Non-targeted/ broad community	Public notices (in English and Spanish) advertising the Needs Assessment public hearing and the invitation to comment on the draft PY20 Action Plan were posted at the seven Travis County Community Centers. The draft PY20 Action Plan and summary document in English and Spanish will be available to the public at the community centers throughout the public comment period.	N/A	N/A	

OMB Control No: 2506-0117 (exp. 07/31/2015)

Table 6. Citizen Participation Outreach

	Mode of Outreach	Target of Outreach	Summary of response/attendance	Summary of comments received	Summary of comments not accepted and reasons	URL (If applicable)
8	Mailing	Non-English Speaking - Specify other language: Spanish Non-targeted/ broad community	The public notice (in English and Spanish) advertising the Needs Assessment public hearing was mailed to the general CDBG mailing list which includes residents, service providers, and other entities that have indicated an interest in receiving information on the CDBG program. The invitation to comment on the draft PY20 Action Plan was mailed to the same list.	N/A	N/A	

OMB Control No: 2506-0117 (exp. 07/31/2015)

IV. Expected Resources

For the Consolidated Planning period, the County anticipates receiving an estimated $5,821,205. This estimate was made with the expectation that the County will receive an increased allocation over the planning period, as has been the case over the last several program years. The increased funding occurs due to the increased growth of both population and percentage of people living in poverty in the CDBG service area. In PY20, Travis County expects to receive $1,190,916. For project details see Section VI and Appendix B (PY20 Projects & Alternate Projects). Prior year projects, including the Inclusive Park project and Austin's Colony Street Improvements, will be implemented with funding from the corresponding prior year.

Table 7 – Annual Action Plan Expected Resources – Priority Table

Program	Source of Funds	Uses of Funds	Expected Amount Available Year 2				Expected Amount Available Remainder of ConPlan	Narrative Description
			Annual Allocation	**Program Income**	**Prior Year Resources**	**Total**		
CDBG	Public-Federal	Administration & Planning Public Improvements Housing	$1,190,916	$0	$3,049,756	$4,240,672	$3,572,748	Includes CDBG funding for PY20 and unspent project funds from prior years. This is the second year of the ConPlan cycle so the expected amount available is equal to PY20 plus anticipated prior year resources plus anticipated future resources through year 5 (PY23) of the ConPlan cycle.

Explain how federal funds will leverage those additional resources (private, state and local funds), including a description of how matching requirements will be satisfied

No matching requirements exist for CDBG funding; however, several projects expect to use local funds.

If appropriate, describe publically owned land or property located within the jurisdiction that may be used to address the needs identified in the plan

The Economic Development and Strategic Investment Division within the Planning and Budget Office completed an assessment of County owned land and its appropriateness for affordable housing development. No County owned parcels in the CDBG service area were determined to be appropriate for affordable housing development at this time. Outside the CDBG service area, a development, Travis Flats, is currently under construction. It is a mixed-use development that includes affordable housing and office space. An additional parcel outside the CDBG service area has been identified for development, but the development timeline extends beyond this consolidated planning period.

V. Annual Goals and Objectives

Table 8 - Goals Summary Information

	Goal Name	Start Year	End Year	Category	Geographic Area	Needs Addressed	Funding	Goal Outcome Indicator
1	Infrastructure	2018	2021	Non-Housing Community Development	N/A	Infrastructure	CDBG: $952,697 (plus PY18 and PY19 prior year funding)	Public Facility or Infrastructure Activities other than Low/Moderate Income Housing Benefit: 5,750 Persons Assisted

Table 9 - Goal Descriptions

1	**Goal**	**Infrastructure**
	Description	Improve neighborhood quality through infrastructure projects including but not limited to street improvements, water/wastewater improvements, drainage and sidewalks.

Estimate the number of extremely low-income, low-income, and moderate-income families to whom the jurisdiction will provide affordable housing as defined by HOME 91.215(b):

No PY20 funds are allocated for affordable housing.

VI. Projects

Introduction

Travis County residents, services providers and County departments had the opportunity to present potential CDBG projects through a variety of mechanisms:

- Completion of a Needs Assessment Survey.
- Attending a public hearing.
- Meeting with CDBG staff.

Those that were not able to meet with staff or attend the public hearing were encouraged to complete the Needs Assessment survey or to email or call the CDBG office. The survey was available on the Travis County website or by request from Travis County CDBG staff. It was also available at the seven Travis County Community Centers. The following projects were approved by the Commissioners Court on May 26, 2020 to be included in the public comment draft of the Action Plan. For a full description of projects, including relevant maps, please refer to Appendix B (PY20 Projects & Alternate Projects).

Table 10 – Project Information

#	Project Name
1	PY20 Forest Bluff Street Improvements (Phase 2)
2	PY20 Kennedy Ridge Wastewater Improvements (Phase 2)
3	PY20 Administration and Planning

Describe the reasons for allocation priorities and any obstacles to addressing underserved needs

Travis County CDBG staff considered and weighed all potential projects. First, the CDBG Office staff assessed whether potential projects: 1) met one of HUD's national objectives, 2) were eligible CDBG activities, and 3) were feasible to complete in a timely manner.

Second, CDBG staff further evaluated the projects according to the following criteria:

ADDRESSES A HIGH PRIORITY GOAL OF THE STRATEGIC PLAN

Projects addressing one of the high priority categories identified in the strategic (consolidated) plan are given a priority.

FEASIBILITY OF PROJECT

Projects that have the ability to be implemented and completed within 18 months receive a more favorable review. Phased projects for which 12-18 months of work would leave an incomplete project with little to no impact are considered with less priority.

IMPACTS A SIGNIFICANT NUMBER OF HOUSEHOLDS

Project scope and the number of persons benefiting are considered to determine the level of project impact.

BENEFIT TO LOW/MODERATE-INCOME PERSONS

Projects that benefit low- and moderate-income households receive a more favorable review.

LEVERAGES/MATCHES WITH FUNDING FROM ANOTHER SOURCE

Projects that utilize other funds (federal, state, local, private) and public/private joint efforts receive a more favorable review.

ADDRESSES A GOAL IN THE FAIR HOUSING PLAN

Projects that further the County's fair housing goals receive a more favorable review. In addition, the Action Plan includes approved alternate projects. This allows for the pre-planning of unforeseen incidents and allows the CDBG program to utilize the funds in a timely manner toward pre-identified alternate projects. Resources, including time and money, that would otherwise be used to add or delete projects through the customary Substantial Amendment process described in the Citizen Participation Plan can be saved.

Projects Summary

Table 11 – Project Summary

1	**Project Name**	**PY20 Forest Bluff Street Improvements**
	Target Area	N/A
	Goals Supported	Infrastructure
	Needs Addressed	Street improvements
	Funding	CDBG: $565,700
	Description	Removal and replacement of existing sidewalks, driveways, intersection sidewalk ramps, and pavement overlay to achieve ADA compliance, and repair right-of-way to acceptable standards for County maintenance. This project has been phased over multiple program years. PY19 funds included design and environmental review. PY20 funding would include construction for three of the five proposed streets to be improved. See Appendix B for a map and more information.
	Target Date	October 2020-September 2021
	Estimate the number and type of families that will benefit from the proposed activities	The improvements impact 2,875 persons, of which 80.7% are low-to-moderate income.
	Location Description	Forest Bluff, Precinct 1 of Travis County. Please see Appendix B for a map.
	Planned Activities	The design and environmental are being funded with PY19 grant funds. PY20 funds will be used for proposed street improvements to sections of the following roads: Arizona Oak Lane, Bigelow Drive and Catsby Court, and Delta Post Drive. The remaining construction will be phased over several years. See Appendix B for a map and more information.
2	**Project Name**	**PY20 Kennedy Ridge Wastewater Improvements**
	Target Area	N/A
	Goals Supported	Infrastructure
	Needs Addressed	Water/Wastewater Improvements
	Funding	CDBG: $387,033
	Description	Improvements to divert a portion of the wastewater system with a new low-pressure sewer main which would avoid the high elevations of the Kennedy Ridge Estates Subdivision Sections 1 and 2, reducing static pressure at the individual sewer services. This project has been phased

OMB Control No: 2506-0117 (exp. 07/31/2015)

		over multiple program years. PY19 funds included design and environmental review. PY20 funding would include the first phase of construction. See Appendix B for a map and more information.
	Target Date	October 2020-September 2021
	Estimate the number and type of families that will benefit from the proposed activities	The improvements impact 2,875 persons, of which 80.7% are low-to-moderate income.
	Location Description	Kennedy Ridge, Precinct 1 of Travis County. Please see Appendix B for a map.
	Planned Activities	The project may take place in several phases and will include improvements to a wastewater system. The design and environmental review are being funded with PY19 grant funds. Construction will be phased over several years. See Appendix B for a map and more information.
3	**Project Name**	**PY20 Administration and Planning**
	Target Area	N/A
	Goals Supported	N/A
	Needs Addressed	N/A
	Funding	CDBG: $238,183
	Description	Administration and planning activities
	Target Date	9/30/2021
	Estimate the number and type of families that will benefit from the proposed activities	N/A
	Location Description	N/A
	Planned Activities	The funds allocated for administration will pay for the operating expenses associated with the grant including office supplies, training, contracted services, interpreting, fair housing activities, membership, the Consolidated Plan and Action Plan, annual report, reporting and other business-related expenses. Additionally, the funds will pay for a portion of the salaries for 2 CDBG Senior Planners and an Administrative Associate. These positions are responsible for project development, action plan and annual report development, monitoring, and reporting and other tasks relating to administration and planning.

Geographic Distribution

Description of the geographic areas of the entitlement (including areas of low-income and minority concentration) where assistance will be directed

The CDBG service area includes the unincorporated areas of the County and anywhere within the Villages of San Leanna and Webberville. In addition, three new cities have been added to the CDBG service area for program years 20-22 include the City of Creedmoor, the City of Lago Vista, and the City of West Lake Hills.

The two projects being funded in PY20 are located within a few miles of one another. No specific target areas are identified; however, the projects funded for PY20 are all in eastern Travis County, a historically underinvested area of the county. Please see Appendices B and C for maps showing project locations and impacted areas.

Rationale for the priorities for allocating investments geographically

While the program does not specifically target geographic areas within the jurisdiction, geography is a consideration when evaluating different types of projects. In impacted areas, primarily in the Southeastern parts of the jurisdiction, projects that improve access to services and improve neighborhood quality are prioritized. New housing development projects are prioritized in non-impacted areas of high opportunity that would further fair housing goals. Infrastructure projects are considered in areas of need throughout that jurisdiction and are typically located in neighborhoods characterized by isolated pockets of poverty.

According to data from the Kirwan Institute's Opportunity Mapping project, the Forest Bluff street improvement and Kennedy Ridge wastewater improvement projects are located in very low-to-low opportunity areas. The CDBG program gives priority to projects that enhance access to services, facilities, and infrastructure in low opportunity areas. This is beneficial from a fair housing perspective, as it improves living conditions and provides improved access to an underserved area.

VII. Affordable Housing

Table 12 - One Year Goals for Affordable Housing by Support Requirement

One Year Goals for the Number of Households to be Supported	
Homeless	0
Non-Homeless	0
Special-Needs	0
Total	0

Table 13 - One Year Goals for Affordable Housing by Support Type

One Year Goals for the Number of Households Supported Through:	
Rental Assistance	0
The Production of New Units	0
Rehab of Existing Units	0
Acquisition of Existing Units	0
Total	0

Introduction

There is no PY20 funding associated with Affordable Housing goals.

Travis County supports affordable housing through other avenues outside of HUD funding through the Travis County Corporations, HHS Housing Continuum Investments, and Travis County Commissioners Court-approved Resolutions of No Objection for Low Income Housing Tax Credits. Finally, an affordable housing strategy with specific goals was created based on the results of the Comprehensive Housing Market Study and the Regional AI. The policy was drafted for further review by stakeholders and adoption by the Travis County Commissioner's Court is pending.

Public Housing

Actions planned during the next year to address the needs to public housing

The Housing Authority of Travis County (HATC) manages five public housing sites (Eastern Oaks Apartments, Alexander Oaks Apartments, Summit Oaks Apartments, Carson Creek Duplexes, and Manor Town Apartments), a Section 8 Housing Choice Voucher Program, and a Continuum of Care Grant. HATC has successfully converted its five public housing properties to project base rental assistance (PBRA) under the Rental Assistance Demonstration (RAD) conversion program. This will allow it to leverage debt in order to reinvest in the public housing facilities and to shift units to the Section 8 platform with the guarantee of long-term affordability.

There are no public housing units in the CDBG jurisdiction; however, CDBG program staff are actively engaged with housing authority staff in various capacities. The CDBG office and the HATC are always looking for potential partnership opportunities to create affordable housing units in the CDBG service area. To date no projects have been undertaken, but if a viable project is identified, staff will present it to the Travis County Commissioners Court for consideration.

Finally, housing authority staff will participate as members of the Advisory Group to the Affordable Housing Policy Committee, to provide feedback on policy decisions made by the committee. They are also organizational members of the Central Texas Fair Housing Working Group.

Actions to encourage public housing residents to become more involved in management and participate in homeownership

The HATC has an ongoing program in partnership with Frameworks CDC to provide financial literacy classes to housing authority residents, the first step in financial independence that might result in homeownership. Additionally, the HATC partners with multiple organizations to provide housing counseling. Taken together, these actions help prepare residents for homeownership opportunities.

Resident Services

HATC has started a Foundation to raise funds specifically for programming for its residents. Since no properties are in the CDBG service area, no CDBG funds can assist HATC clients.

HATC Board

The Travis County Commissioners Court is responsible for appointing the Board for HATC. The State Legislature recently passed a bill allowing a recipient of the Housing Choice Voucher (HCV) program to be on the Board. The CDBG Office will work with the Travis County Intergovernmental Relations Office to update the application and process to account for this change. Encouraging HCV recipients to participate on the Board means increased understanding with policies based on lived experience.

If the PHA is designated as troubled, describe the manner in which financial assistance will be provided or other assistance

The Housing Authority of Travis County is not designated as troubled.

Homeless and Other Special Needs Activities

Describe the jurisdictions one-year goals and actions for reducing and ending homelessness including:

Reaching out to homeless persons (especially unsheltered persons) and assessing their individual needs

No federal funds will be used in PY20 for emergency or transitional housing. HHS provides general fund dollars to variety of agencies that work on homelessness issues through its social service contract investments. For example, HHS has a general fund contract with the Ending Community Homelessness Coalition to support outreach, PIT count and related magnet events and Coordinated Assessment outside of the City of Austin. In addition, the Precinct 3 Constable's Office works with Integral Care to reach out to homeless encampments outside the urban core to facilitate connection to services.

Addressing the emergency shelter and transitional housing needs of homeless persons

HHS provides general fund dollars to a variety of agencies that work on homelessness issues through its social service contract investments. No federal funds will be used in PY20 for emergency or transitional housing.

Helping homeless persons (especially chronically homeless individuals and families, families with children, veterans and their families, and unaccompanied youth) make the transition to permanent housing and independent living, including shortening the period of time that individuals and families experience homelessness, facilitating access for homeless individuals and families to affordable housing units, and preventing individuals and families who were recently homeless from becoming homeless again

The Ending Community Homelessness Coalition (ECHO) is a collaborative funding and planning nonprofit that is the lead agency for the Austin/Travis County Continuum of Care. The organization is charged with bringing together other nonprofit resources and making them accessible to the homeless population. ECHO utilizes a system of outreach to assess and determine the needs of men, women, children, veterans and families who are homeless or at-risk of becoming homeless. Working with a group of nonprofits, individuals experiencing homelessness are connected to resources including prevention strategies, emergency shelters, rapid re-housing, and permanent housing.

The Ending Youth Homelessness (EYH) initiative is a collaborative effort to end homelessness among youth populations in Austin/Travis County. Youth experiencing homelessness are a particularly vulnerable population, but when engaged with the right combination of support, counseling, economic opportunity, and affordable housing, youth experiencing homelessness can stabilize and thrive. With support, many youths can self-resolve their homelessness. When this self-resolved homelessness is accurately captured in the Homeless Management Information System (HMIS)

database, the EYH initiative reduced overall homelessness among youth in Austin/Travis County by 28 percent in 2019.

Helping low-income individuals and families avoid becoming homeless, especially extremely low-income individuals and families and those who are: being discharged from publicly funded institutions and systems of care (such as health care facilities, mental health facilities, foster care and other youth facilities, and corrections programs and institutions); or, receiving assistance from public or private agencies that address housing, health, social services, employment, education, or youth needs.

The Family Support Services Division within HHS provides rent and utility assistance to aid in preventing loss of housing through general fund and other grants. The social work team holistically assists individuals and families in gaining or maintaining housing stability. Additionally, HHS provides general fund dollars to variety of agencies that work on homelessness issues through its social service contract investments. No federal funds will be used in PY20 for housing stability.

Table 14 - One Year Goals for Housing through HOPWA

One year goals for the number of households to be provided housing through the use of HOPWA[1] for:	
Short-term rent, mortgage, and utility assistance to prevent homelessness of the individual or family	N/A
Tenant-based rental assistance	N/A
Units provided in housing facilities (transitional or permanent) that are being developed, leased, or operated	N/A
Units provided in transitional short-term housing facilities developed, leased, or operated with HOPWA funds	N/A
Total	N/A

[1]The County does not receive HOPWA funding.

Barriers to Affordable Housing

Introduction

The Austin Metropolitan Statistical Area (MSA), which encompasses Travis County as well as Bastrop, Caldwell, Hays, and Williamson counties, is one of the fastest growing regions in the country. This population growth has resulted in increased demand for housing, and steep and rapid increases in local housing prices and rents throughout the region—and was shifting in 2018 to surrounding suburban areas including Georgetown, Cedar Park, Round Rock and Pflugerville. Available housing inventory has continued to drop in 2019 and is very low within the City of Austin, with only 1.3 months of inventory available as of November 2019.

The shifting population patterns are likely due to the extremely tight housing market within Austin, new housing development trends outside the urban core, and housing affordability. As

demand for housing shifts to areas outside the urban core, it will be important for local governments and agencies to look for ways to create or preserve affordable and moderately priced housing throughout the regional market.

From 2014 to 2018, the total number of owner-occupied homes increased by 13% (28,440 units). Homes valued below $300,000 decreased by 27% (36,640 units) while homes valued at or above $300,000 increased by 74% (65,080 units).

In 2018, only 15% of Travis County owner-occupied homes were valued under $200,000 (approximately 38,616 units), nearly one-quarter (24%) were valued between $200,000 and $299,999, and 61% were valued at or over $300,000. In 2018, Travis County's reported median home value for owner-occupied housing units was $355,200, an increase of $94,365 since 2014 when adjusted for inflation. That median home value was higher than Texas ($186,000) and the U.S. ($229,700). The median home values also rose at a faster pace in Travis County (36%) when compared to Texas (25%) and the U.S. (19%).

The 2018 contract rent distribution in Travis County is heavily skewed towards the highest dollar amounts. In 2018, 88% of Travis County's occupied rental units had rents at or above $750, an increase of 72% since 2014. Only 10% of occupied rental units had rents of $749 or less in 2018, a considerable decrease from 25% in 2014.

There are 486,548 occupied housing units in Travis County of which 48% is renter-occupied and 52% is owner-occupied. Many renters and owners experience a housing cost burden, which is defined as spending 30% or more of household income on housing costs. However, the percent of households that are cost burdened is higher among renters at 47% compared to 23% of owners. Twenty-two percent (52,473 units) of renters spend 50% or more of their income on housing costs compared to 9% (23,679 units) of owners.

Travis County's power to affect land use and residential development is limited by state law, although the County can achieve this through property deed restrictions and subdivision regulations allowing density and intensity of use, which are jointly coordinated with the City of Austin within the ETJ. Austin/Travis Subdivision Regulations include standards for small lot, townhouse, and attached single-family development.

Actions it planned to remove or ameliorate the negative effects of public policies that serve as barriers to affordable housing such as land use controls, tax policies affecting land, zoning ordinances, building codes, fees and charges, growth limitations, and policies affecting the return on residential investment

- Collaborate with the City of Austin to create policy alignment and efficiencies for development and permitting in its ETJ.
- Review and evaluate policies related to septic systems to determine what, if any, actions can be taken to reduce the issues preventing repair or installation of systems.

- Review and clarify the County's policy, authority and actions taken to ensure that accessibility standards and requirements of the ADA and FHAA are achieved.
- The CDBG Program reviews tax credit projects and other affordable housing opportunities for compliance with its Fair Housing requirements.
- The Department funds CARTS to provide van service that expands rural transportation access.
- The CDBG website has a Housing Resource page that includes link to financial counseling and homebuyer education.
- In PY17, the CDBG program funded a land acquisition in support of the development of 312 units of affordable multifamily housing. Occupancy of these units began in 2019.
- The Travis County Housing Finance Corporation provides homebuyer down payment assistance and issues tax exempt bonds to finance Low Income Housing Tax Credit properties.

Discussion

In addition to the actions described above, the County has created an Affordable Housing Policy Committee to align affordable housing policies across all Travis County departments, in accord with the recommendations outlined in the Analysis of Impediments. To date the committee has accomplished the following:

- The TCCC approved a set of values which guide the committee work;
- Drafted Opportunity and Fair Housing Assessment Standards;
- Drafted policy language and program tools (i.e. applications, internal review forms) related to the Decision Making Standards & Criteria for Affordable Housing and Opportunity as well as Fair Housing Standards;
- Created Chapter 277 Affordable and Fair Housing Policies and Procedures which includes the Court approved values, housing policy statements and the Fair Housing Screen for Low Income Housing Tax Credit projects;
- Assisted in the drafting of the Affordable Housing section of the Public Improvement District (PID) policy, which is outside of the Committee's work plan;
- Provided research support to Travis County Planning and Budget Office on In Lieu Fees; and
- Identified and researched a set of potential Implementation Tools for Affordable Housing Expansion and provided a briefing and recommendations to TCCC on the tools.
- Created Implementation Tools for County use. Tools were prioritized if they generate revenue and/or affordable housing units or if they are new tools that best leverage existing resources.
- Created a draft Affordable Housing Policy.

The Committee is currently on hold, awaiting review and approval processes.

VIII. Other Actions

Actions planned to address obstacles to meeting underserved needs

The CDBG program continually advocates on behalf of the low income residents of the unincorporated areas. CDBG staff work to raise awareness, both within County departments and with subrecipients and other partner organizations, of the need to improve access to services for residents of the unincorporated areas who are geographically isolated from the urban core and with limited transit options.

The County has adopted a Transit Development Plan, Transportation Blueprint, and Economic Development Strategic Plan. The CDBG Office was involved as a reviewer, committee member, or engagement participant on all three of these plans.

Planned or ongoing actions include:

- Execute the Fair Housing Implementation Plan
- Collaborate with Emergency Services and TNR to address gaps/needs for Disaster Recovery & Resilience
- Collaborate and coordinate with internal and external partners around investments that improve opportunity across the CDBG service area
- Work with internal and external partners to coordinate engagement opportunities and set up times to meet with different HOAs, community and faith-based groups.

Actions planned to foster and maintain affordable housing

- The Home Repair program is proposed as an alternate project in the PY20 action plan. When implemented, it will assist in maintaining and improving owner occupied homes for low- and moderate-income households.
- Street Improvement projects will help maintain neighborhood quality, thereby helping to preserve home values of low- and moderate-income households.
- An affordable housing strategy based on the Fair Housing Plan and Comprehensive Housing Market Study was drafted. The policy is under further review by stakeholders. Adoption by the Travis County Commissioner's Court is pending.
- Complete fair housing reviews (for Resolutions of No Objection) and related fair housing screening for a variety of potential or proposed projects

Actions planned to reduce lead-based paint hazards

In order to increase awareness about lead-based paint hazards and housing, Travis County will annually recognize National Lead Poisoning Prevention (NLPP) Week, which is sponsored by the U.S. Department of Health and Human Services and the Centers for Disease Control and

Prevention. The observation of NLPP Week for PY20 occurs the week of October 18-24, 2020. In addition, information and resources related to lead poisoning hazards and poisoning prevention along with lead-based paint abatement and remediation is available on the Travis County CDBG website.

Actions planned to reduce the number of poverty-level families

Travis County's lead agency for administering CDBG funds is the Health and Human Services (HHS) Department. The goal of the department is to address community needs through internal and external investments and services. The department strives to accomplish the following: maximize quality of life for all people in Travis County; protect vulnerable populations; Invest in social and economic well-being; promote healthy living: physical, behavioral, and environmental; and build a shared understanding of our community. Travis County operates a number of anti-poverty programs that assist individuals and families on multiple fronts in transitioning from crisis to self-sufficiency. The County carries out its anti-poverty programs both through the direct delivery of services managed by HHS and by purchasing services from private and not-for-profit agencies in the community. In addition to the provision of direct services, Travis County continually assesses the poverty and basic needs of county residents, works with stakeholders in facilitating anti-poverty efforts, and supports public policy initiatives that prevent and ameliorate conditions of poverty.

Actions planned to develop institutional structure

- Review and evaluate policies related to septic systems to determine what, if any, actions can be taken to reduce the issues preventing repair or installation of systems.
- Review and clarify the County's policy, authority, and actions taken to ensure that accessibility standards and requirements of the Americans with Disabilities Act (ADA) and Fair Housing Amendments Act (FHAA) are achieved.
- Review and further clarify the County's policies and procedures as it relates to 2 CFR Part 200 Procurement Procedures.
- Review and further clarify the County's policies and procedures as it relates to Conflict of Interest best practices and training.
- Collaborate with Emergency Services and TNR to address gaps/needs for disaster recovery and resilience.
- Work with internal and external partners to coordinate engagement opportunities and set up times to meet with different Homeowners Associations (HOAs), community, and faith-based groups.
- Update County Code, Chapter 277, Affordable and Fair Housing policies in alignment with the affordable housing strategy based on the Fair Housing Plan and Comprehensive Housing Market Study.

Actions planned to enhance coordination between public and private housing and social service agencies

- Collaborate with the City of Austin to create policy alignment and efficiencies for development and permitting in its Extraterritorial jurisdiction (ETJ).
- Execute the Central Texas Regional Fair Housing Implementation Plan.
- Collaborate and coordinate with internal and external partners around investments which improve opportunity across the CDBG service area.
- An affordable housing strategy based on the Fair Housing Plan and Comprehensive Housing Market Study was developed. The policy is under further review by stakeholders. Adoption by the Travis County Commissioner's Court is pending.
- Complete fair housing reviews and opportunity analyses for a variety of projects.

IX. Program Specific Requirements

Community Development Block Grant Program (CDBG)

Projects planned with all CDBG funds expected to be available during the year are identified in the Projects Table. The following identifies program income that is available for use that is included in projects to be carried out.

1. The total amount of program income that will have been received before the start of the next program year and that has not yet been reprogrammed	0
2. The amount of proceeds from section 108 loan guarantees that will be used during the year to address the priority needs and specific objectives identified in the grantee's strategic plan.	0
3. The amount of surplus funds from urban renewal settlements	0
4. The amount of any grant funds returned to the line of credit for which the planned use has not been included in a prior statement or plan	0
5. The amount of income from float-funded activities	0
Total Program Income:	0

Other CDBG Requirements

1. The amount of urgent need activities	0
2. The estimated percentage of CDBG funds that will be used for activities that benefit persons of low and moderate income. Overall Benefit - A consecutive period of one, two or three years may be used to determine that a minimum overall benefit of 70% of CDBG funds is used to benefit persons of low and moderate income. Specify the years covered that include this Annual Action Plan.	100%

Discussion

The benefit was determined based on one year of funding, PY20.

APPENDICES A-C

Appendix A

Public Participation

Public Participation Summary

PUBLIC PARTICIPATION

Public engagement occurs throughout Community Development Block Grant (CDBG) activities for four main purposes: needs gathering, approval of proposed actions, the substantial amendment process (if applicable), and the annual report (see chart below).

Figure 1: Public Engagement Process

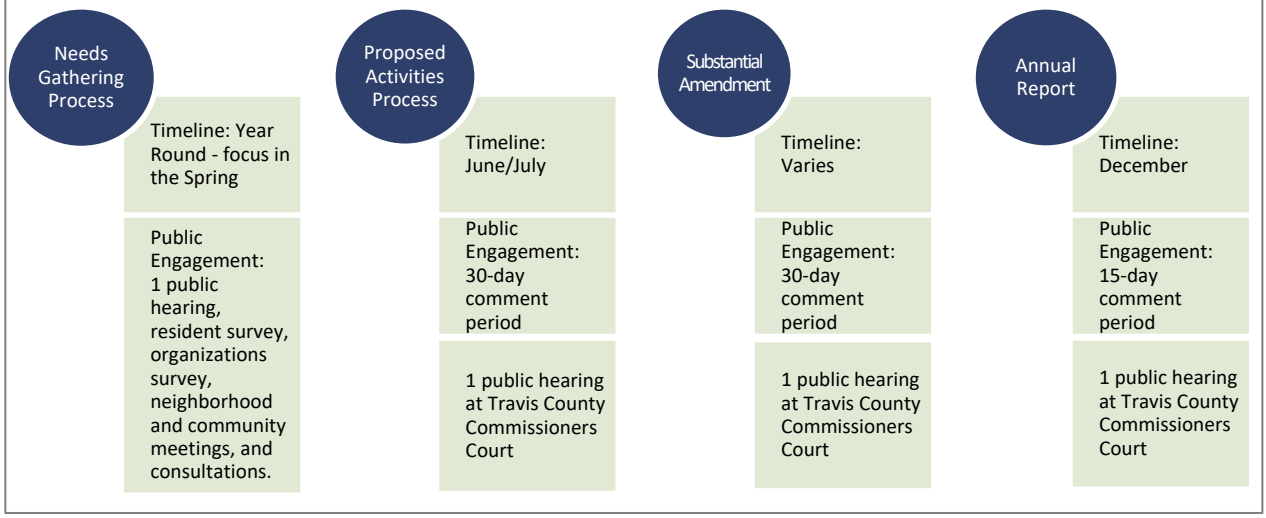

The Travis County Consolidated Plan is a Strategic Plan that identifies needs and sets priorities, outcomes, and objectives for the CDBG program for a five-year period. The Consolidated Plan is developed through a collaborative process and Public Engagement is a critical component. The Annual Action Plan is a document that outlines needs and projects that will guide how the upcoming year's funding will be allocated. In the year that the Consolidated Plan is developed, the public hearings for input on the Annual Action Plan and Consolidated Plan are held at the same time.

SUMMARY OF PUBLIC PARTICIPATION

For the Program Year 2020 (PY20) Action Plan, information on community needs was gathered through a variety of mechanisms. Residents and organizations had the opportunity to provide input by (1) attending a public hearing in March 2020, and/or (2) completing a Needs Assessment survey. In addition, residents were invited to request and/or attend neighborhood or community meetings, and organizations were invited to participate in consultation meetings with CDBG staff.

As a result of the public participation process:

- 5 meetings were held with neighborhood/community groups by CDBG staff;
- 10 consultations with agencies or organizations were completed by CDBG staff; and
- 104 residents and 19 organizations participated in a Needs Assessment survey;

Information collected in the public participation process helped CDBG staff determine priorities projects for PY20.

The draft of the PY20 Action Plan was posted for public comment for thirty days from June 24, 2020 through July 24, 2020. A public hearing was held on Tuesday, July 14, 2020.

Information Gathering Public Hearing

One meeting was held during the normally scheduled voting session. This public hearing was held on March 24, 2020 via a virtual, online format due to the COVID-19 pandemic. The public was able to call into the meeting to ask questions or make comments. No public comments were received or presented during the public hearing.

Thirty-Day Public Comment Period

The draft of the PY20 Action Plan was posted for public comment for thirty days from June 24, 2020 through July 24, 2020. A public hearing was held on Tuesday, July 14, 2020 via a virtual, online format due to the COVID-19 pandemic. The public was able to call into the meeting to ask questions or make comments. One public comment was received during the public hearing. A transcription of the full comment is included at the end of this appendix.

Neighborhood and Community Meetings

Travis County CDBG staff attended meetings with neighborhood and community groups during the Needs Gathering process in order to solicit information from residents and neighborhood groups. These meetings varied in structure based on the goals of the group but each included time to inform the community about the purpose and uses of CDBG, and to solicit input from residents about their housing, community development, and public service needs.

Neighborhood & Community Meetings	Dates
Representative of the Northridge Acres Neighborhood	Monday, August 19, 2019
Representative of the Northwest Mental Health Coalition	Wednesday, November 13, 2019
Representative of Interfaith Ambassadors of Lake Travis	Friday, November 22, 2019
Board meeting of Interfaith Ambassadors of Lake Travis	Wednesday, February 26, 2020
Representative of the Twin Creeks Neighborhood	Wednesday, March 25, 2020

Advertising and Outreach

The opportunity to participate was advertised on the Travis County website (www.co.travis.tx.us/CDBG), at the seven community centers, and via social media. The notice

advertising the public hearing and the Needs Assessment survey (in English and Spanish) was mailed and emailed to the general CDBG mailing list which includes residents, service providers, and other entities that have indicated an interest in receiving information on the CDBG program. The invitation to comment on the Draft Action Plan will be distributed to the same list. In addition, CDBG staff sent individual emails to people identified in positions of community and/or neighborhood leadership in CDBG service areas to invite participation in the resident Needs Assessment survey, and to offer the opportunity to request a neighborhood meeting.

Information about the Needs Assessment public hearing and the Needs Assessment survey was posted to CDBG-area neighborhood groups via Nextdoor.

An advertisement for the March 24, 2020 public hearing and Needs Assessment survey appeared in the following newspapers of general circulation: *The Austin-American Statesman* and *The Villager*. To reach the Spanish speaking population, the advertisement appeared in the Spanish language newspaper, *El Mundo*.

The invitation to comment on Draft of the PY20 Action Plan was released through all the same channels.

Surveys

Resident Needs Assessment surveys were available online or by postal mail in English and Spanish. Printed copies of the surveys were available at Travis County Community Centers, at meetings with residents, and upon request for those without access to a computer or the internet. A total of 104 residents completed surveys to provide input on the PY20 Action Plan.

A survey for organizations, such as agencies and social service providers, was also available to gather input. This survey was available in English only. Several list-serves, including the County's contracted social service providers, were used to send out the link to the online survey through email. A total of 19 surveys were completed by organization personnel. More detailed information about the survey conducted by the County can be found in this Appendix.

Provider Consultations

Travis County CDBG staff engaged leaders of various County departments as well as local service providers and coalition groups in a total of 10 consultations in order to ascertain the status—as well as needs and gaps—for current programs and projects in the CDBG service area. County departmental leadership that participated in the consultation process include: Emergency Services, Transportation and Natural Resources, Corporations, Family Support Services, and Economic Development & Strategic Investments. Local agencies, service providers, and coalition groups that participated in the consultation process include: the Membership Council for the Continuum of Care; the Homelessness Equity Coalition Taskforce; the Housing Authority of Travis County; the Digital Empowerment Community of Austin; and Community Tech Network. The

Travis County Commissioners also participated in the consultation process. More detail can be found further within this Appendix.

DETAILED RESULTS OF PARTICIPATION PROCESS

Summary of Results of the Action Plan Needs Assessment Survey

To assist in determining the priorities for PY20, residents and organizations were asked to identify the greatest needs in their communities in two different ways: first, by selecting all needs that apply (from a list of 39 needs); and second, to list the top three needs in order of importance. Respondents also had the option of writing in a need not listed in the 39 choices on the survey. The needs were grouped into the following service categories: Populations with Specialized Needs, Public Buildings & Facilities, Community Services, Infrastructure, Business & Jobs, and Housing.

Residents

In total, 104 responses were gathered from the resident surveys. The table below provides the rankings of needs by category based on the top three needs identified. Infrastructure was ranked by far as the highest category of need, followed by Community Services and then Housing.

Ranking of Service Categories by Residents	
Service Category	**Ranking**
Infrastructure	1
Community Services	2
Housing	3
Public Buildings & Facilities	4
Populations with Specialized Needs	5
Business & Jobs	6

Organizations (Agencies & Social Service Providers)

In total, 19 responses were gathered from local organizations. Respondents were asked to identify needs in the same way that residents were. Organizations ranked Community Services as the most important need, closely followed by Housing.

Ranking of Service Categories by Social Service Providers	
Service Category	**Ranking**
Community Services	1
Housing	2
Infrastructure	3
Populations with Specialized Needs/Services	4
Public Buildings & Facilities	5
Business & Jobs	6

Comparison of Resident and Organizations Priority Rankings of Needs by Category

Both residents and organizations reported that Community Services are a high priority. However, while residents ranked Infrastructure as by far the most important need, organizations ranked it a distant third. This difference is likely due to residents having more direct experience of the infrastructure, or lack thereof, in the unincorporated areas, while service providers may not be aware of the degree of need in this category.

Prioritized Needs, Detail

Residents and providers were asked to list the top three needs in their neighborhoods or communities in order of importance; 1, 2, 3, with 1 being the most important. The results are detailed in the tables that follow, using weighted totals where the top need was given 3 points, the second need given 2 points, and the third need given 1 point. The greater the sum of the points, the greater the indicated need.

Business & Jobs	Resident Total	Provider Total
WRITE IN: Commercial development, restaurants	4	0
Small Business Loans	0	0

Community Services	Resident Total	Provider Total
Public Transit	42	7
WRITE-IN: Law enforcement/security	12	0
Food pantries	11	2
Job training services/job opportunities	9	5
WRITE-IN: litter control/recycling	9	0
Affordable afterschool care or summer care for children ages 5+	9	1
Youth services for older children and teens	6	2
Help avoiding eviction or foreclosure	6	5
Childcare for children under 5	5	0
WRITE-IN: animal control	3	0
Help avoiding discrimination in renting or buying housing	2	5
Literacy/Adult Basic Education	2	3
English language learning services	1	2
Banking services	0	2

Housing	Resident Total	Provider Total
Affordable housing (to buy)	22	13
Home repair	17	6
Septic system repair	17	2
Home energy efficiency improvements	13	0
Affordable housing (to rent)	9	8

Transitional housing	0	0
Mobile home replacement	0	1
Lead-based paint hazards	0	0

Infrastructure Needs	Resident Total	Provider Total
Street Improvements	96	0
Grocery stores/healthy food options	72	5
Water and Sewer Improvements	31	1
Street lighting	30	0
Sidewalks, curbs, or gutters	18	0
Improved street drainage	17	0
Access to the internet	16	3
Disaster preparedness (for wildfire or flood)	14	0

Public Buildings & Facilities	Resident Total	Provider Total
Public Parks	20	0
Neighborhood or community centers	14	0
Recreation centers	12	0
Health care centers/services	9	3
Homeless shelters/facilities	3	3

Populations With Specialized Needs	Resident Total	Provider Total
Services for seniors or disabled persons	23	6
Mental health services and counseling	14	1
Alcohol or substance use services	8	0
Housing for residents with special needs	2	0
HIV/AIDS supportive services	0	0
Domestic violence prevention & services	0	0

Comparison of Resident and Organizations Priority Rankings of Needs

Residents and organizations who responded to the PY20 Action Plan Needs Assessment survey agree about some area needs, but significantly diverge in a few categories.

Community Services: Residents and organizations agree that public transit is a high priority need in the CDBG service area. Both groups list this as the highest need within the Community Services category.

Housing: Residents and organizations agree that affordable housing (to buy) is a high priority need. However, home repair and septic system repair were marked as higher needs by residents

than they were by organizations, and residents highlighted home energy efficiency improvements as a need, but this was not noted as a need at all by organizations.

Infrastructure: The biggest divergence between needs listed by residents and organizations is in the Infrastructure category. As a whole, this category scores more highly as a set of needs for residents. For residents, street improvements are the highest indicated need by a large margin; however, this need is not noted at all by organizations. Residents and organizations agree that grocery stores and healthy food options are needed in CDBG service areas, but notably, this need was scored so highly by residents that it was second only to street improvements.

Public Buildings & Facilities: Residents and organizations diverge in their answers in this category, with residents scoring parks, neighborhood & community centers, and recreation centers as needs for their areas. These needs were not noted by organizations.

Populations with Specialized Needs: Residents and organizations agree that services for seniors or disabled persons are a need. Mental health services and counseling was rated as a high need by residents, but was ranked lower by organizations. Mental health services has consistently been noted as a need by CDBG service area residents over several years.

Business & Jobs: This category of needs was ranked as the lowest need for both residents and organizations. Note: The timing of this survey was mostly pre-pandemic.

Highlights from the Agency and Organizations Consultation Process

Highlights from PY20 Action Plan Needs Assessment consultations with agencies, nonprofit organizations, and Travis County departmental leadership include:

- There is high demand for public transit options in CDBG service areas;
- Getting low-income residents of CDBG service areas connected to broadband service and access to devices is both challenging and a high priority during shelter-in-place conditions;
- Sidewalks on County-maintained roads is a big need, but the County does not currently have an inventory of ADA-compliant sidewalks, a necessary first step in addressing this issue;
- A variety of planning, pilot, and new projects related to health and public health access in the eastern parts of Travis County are underway;
- Travis County continues to need improved inter-departmental communication, coordination, and planning around resiliency planning and disaster response. The focus should be on reducing risk, ensuring infrastructure is resilient, and supporting community conversations about preparedness and resiliency; and
- The substandard road program continues to need additional sources of funding in order to meet existing need, especially in low- to moderate-income neighborhoods.

Summary of Public Comment Received during Public Comment Period

One comment was received at the public hearing. The comment expressed concerns about funding priorities for both the PY19-23 Consolidated Plan, which includes priorities for the PY20

Action Plan, and for CDBG-CV funds included in the substantial amendment to the PY19 Action Plan.

TESTIMONY RECEIVED DURING JULY 14, 2020 PUBLIC HEARING

Judge Biscoe: Larry you there?

Larry Schooler: Yes sir.

Judge Biscoe: Any speakers?

Larry Schooler: Yes sir, we do have one speaker.

Judge Biscoe: Okay, if we can get that person's name we'd be happy to get the comment.

Larry Schooler: Yes sir, um, for this item we should have Ms. Zenobia Joseph on the line and I think staff has the line unmuted, Ms. Joseph.

Zenobia Joseph: Thank you, Judge, Commissioners.

Larry Schooler: Go ahead.

Zenobia Joseph: Thank you, Judge, okay. Thank you, Judge, Commissioners. I'm Zenobia Joseph. I just wanted to make a comment, Judge. I actually submitted comments on June 23rd 2020 agenda it and so I guess my concern is that I take the time to type a memorandum, specifically it goes through HUD and Ms. Coleman receives it but she did not include my memorandum in the record and so I'm just asking specifically that those comments be placed in the record in its entirety and if it means I have to actually retype that same memo and attach it to the PY20 Plan which is before you today I don't have a problem doing that but I do want you to understand I'm pretty frustrated with the CDBG process and the reason is because you pass the transportation plan and there are comments related to transit but nowhere in the plan for the next 5 years in your strategic plan does it really include anything about transit and so I want you to understand that as relates to housing and affirmatively furthering fair housing that there is language that specifically talk about transit I want you to understand in Precinct 2/ Precinct 1 right there on in Howard Lane area in the opportunity zone you don't have any public transportation and while I recognize that it says 70% of the funds have to be used for the unincorporated areas I'm just not sure, could have Ms. Coleman elaborate does that mean that the other 30% are going to be used within the areas that's in the city of Austin but also Travis county that is something I'm not quite sure of and so I guess my main concern is that today you don't have any transportation to get to St. David's Hospital on the weekend and while Commissioner Travilion sits on the board of Capital Metro I just want you to understand that when they did Cap re-map June 3rd 2018, here we are in a pandemic, and the buses are eliminated and while there is pick up service, that's not the least discriminatory alternative because there's no transportation on Saturday and Sunday and that little pick up only runs 7 to 7. So I think it's important to look at the transportation that's a void in northeast Austin and recognize that you do have service in Del Valle. So if you have it in Del Valle why not Pflugerville in the service area of Capital Metro and those places where you have these low income housing that you just approved in the last month and within 2019 and 2020. So I do have specific comments, I can type another memorandum but I'm just afraid that when I type the memorandum and go through the process, Ms. Coleman de-conceptualizes my remarks

when she doesn't include it in the backup material. And that was my comment for your consent agenda as well you don't have public input anymore so I don't know what is the appropriate way to ensure that my comments are in its entirety, and I thank you for allowing me to make my comments. If you have any questions I'll gladly answer them at this time.

Judge Biscoe: Okay, the memo that you typed, you gave that to Ms. Coleman?

Zenobia Joseph: Am I?

Judge Biscoe: Who'd you give that?

Zenobia Joseph: Yes Judge, so I typed the, I forwarded the memorandum to the Court and I also sent it directly to your field office the Housing and Urban Development and then in your backup materials Ms. Coleman actually responded to the text of my, um, memorandum um, but she did not include the actual memorandum itself so without you seeing, a just so you know, a frame of reference you had two items for CDBG Corona Virus funds, um, specifically food and you had mental health and you might recall that you asked how did the 6th provider the one that was 6 on the list get moved to the beginning as a priority and so one of the things to understand is that duplication of benefit is prohibited by HUD and there are telehealth funds that were available through the CARES Act funding and so I oppose using that fund on, the you know, the funding for the mental health because there was a telehealth monies available, um, so to answer your question you have it in your mailbox and I also sent it to Ms. Coleman and it's also the HUD office in San Antonio, um, June 9th is when you had your public hearing and my comments were June 12 in the memorandum.

Judge Biscoe: Okay. Thank you, Ms. Joseph.

Commissioner Daugherty: Ah**,** Judge?

Judge Biscoe: Yes, I'm sorry.

Commissioner Daugherty: Judge, Judge can we just ask Ms. Coleman, was that just an oversight, ah, about getting it on there?

Monique Coleman: Ah, Good morning, ah, Commissioner Daugherty thank you for that question this is Monique Coleman CDBG Planning Manager, it actually was not an oversight, um, we did include Ms. Joseph's comments in the public comment portion of the Action Plan that was presented in the backup, the way in which we presented the information was in a table so each comment that was made by Ms. Joseph we broke that out so we could make sure that we responded to each component of her, her comments, so she did send a memo to HUD, um, the memo was forwarded to staff and we provided two public comment responses. The 1st one was to respond to Ms. Joseph's comments that she made a during the public hearing portion and then the 2nd was to respond to the written comments that she sent to HUD that she, um, that was forward it to us by the HUD field office in San Antonio. One very important, um, clarification that I would like to make is that we are actually discussing two different Action Plans. The item that's on the agenda for today is the PY20 Action Plan and as was expressed and stated in the public hearing side, I did have a short presentation to kind of highlight a timeline for the Commissioners Court if you would like for me to go through that, but the very important distinction is to clarify that the item on the agenda for today for the public hearing is the PY20 Action Plan, um, we have

restated and try to clarify on a few occasions for Ms. Joseph that the Action Plan that was amended to include CDBG-CV which is specifically CARES Act funds that are to be utilized for Corona Virus Response is a part of a substantial amendment to the PY19 Action Plan so the 2 different types of projects and the June 9th public hearing that was referenced in the comments that Ms. Joseph made this morning are not applicable to the item that's currently on the agenda, so we're talking about a completely separate Action Plan the plan that is before you today is to highlight that we have existing projects that are underway and those projects are infrastructure projects. The projects that are proposed to be funded by the PY20 Action Plan that is on the agenda today is a representation of infrastructure projects that are needed and 96 of the residents that responded to the needs survey expressed that infrastructure is the highest priority. Um, another, um, item that I would like to address for the court with regards to public transit we are in the process and we expressed in a letter that was forwarded to Ms. Joseph from HUD office we responded to her written comments we sent that information to HUD Ms. Joseph did receive those comments and we are in the process of organizing a virtual, our 1st actually, a virtual, um, community engagement process, um, towards the latter part of August so we can really delve into some of the specificities that Ms. Joseph has highlighted today, but I just want to clarify that we're talking about 2 separate Action Plans, PY19 Amendment includes the Corona Virus project proposal that Ms. Joseph just highlighted, the PY20 Action Plan that is before the Court today is completely, um, irrelevant and not applicable to the, the PY20 Action Plan, I just wanted to make the clarification and just to reiterate that we did respond to those comments. Does that, does that answer your question, Commissioner?

Commissioner Daugherty: Well, yes it does, I mean that's a great explanation, just one more question have you spoken to Ms. Joseph about and told her exactly what you just told us so that there's, sometimes there's something lost whenever you doing something electronically

Monique Coleman: That’s right.

Commissioner Daugherty: but have, have you spoken with her, ah, and want to go over exactly what you just went on with us?

Monique Coleman: We have not at this time and, and perhaps the next thing that I need to do is, um, make a phone call to Ms. Joseph to try to clarify that. We took her comments very seriously, she’s and she's an active participant and we really appreciate that, as I learned a community being engaged with residents that are deeply concerned and that hold us accountable to being good stewards of public dollars and we really appreciate that so I do need to reach out to her I will make a point to do so this week but her comments are exactly the reason why we are trying to put together the, the virtual community engagement in August, so I, I will make sure that we reach out to her.

Commissioner Daugherty: Yeah, you're so thorough and I'm, and I’m, I always appreciate know you've always been so responsive to me, so kind of sounds like just, you know, do have a conversation with her and, and maybe move this thing along but I appreciate the explanation for this morning thank you.

Monique Coleman: My pleasure.

Judge Biscoe: Larry any other speakers?

Commissioner Shea: Judge, I did have a follow up question, this is Commissioner Shea, Ms. Coleman?

Monique Coleman: Yes ma'am

Commissioner Shea: It also sounded and like, um, one of Ms. Joseph's concerns was that her comments in their entirety which I think she said providing context for the issues that she's raised were not included in their entirety, is that accurate? It sounded like you took out parts of the comments of responded to them individually but what were her comments in their entirety included in the documentation?

Monique Coleman: Yes ma'am

Commissioner Shea: Okay

Monique Coleman: What we did as we created a table, one side of the table, um, included her comments the other side of the table included CDBG staff's response, so what we try to do to make sure that we responded to everything that was in her, her memo that we broke it down but we made sure that we put all the information in. I will clarify with staff at that's what, what happened I actually worked on the public comment response to make sure that it was accurate and thorough but to my absolute best knowledge we included every comment that she made but we broke it down so we could make sure that our response was applicable to all of the, um, issues or items that she addressed in her comment.

Commissioner Shea: Is there a problem with then just including her entire document as a as a whole in the CDBG documentation?

Monique Coleman: Absolutely not, we will be happy to do that, since we are in the midst of the public comment period through June 24th we have an opportunity to make additional revisions so we will absolute, absolutely upload the PDF as was sent and presented by Ms. Joseph that is not a problem at all.

Commissioner Shea: Perfect. Thank you

Monique Coleman: My pleasure.

Judge Biscoe: Larry anybody else?

Larry Schooler: No Judge, not on this item.

Judge Biscoe: I move that the public hearing be closed.

Commissioner Shea: Second

Judge Biscoe: Is there a second?

Commissioner Shea: I second, from Commissioner Shea

Judge Biscoe: All in favor? That passes by unanimous vote.

Travis County Health and Human Services & AgriLife Extension
CDBG Program
P.O. Box 1748
Austin, Texas 78767
PH (512) 854-3460
www.traviscountytx.gov/cdbg

PUBLIC COMMENT MEMO

Please be advised the comments following this letter were submitted on June 12, 2020. The comments were emailed to the San Antonio Field Office on June 12, 2020 and forwarded to the CDBG office on June 16, 2020. These comments are not pertinent to the PY 20 Action Plan or the projects proposed within the PY 20 Action Plan.

The Travis County CDBG Office entered all comments and corresponding response in a tabular format, for the purposes of including the comments in the PY 19 Action Plan, which was substantially amended d for the inclusion of the CDBG-CV funding recommendations to prepare for, prevent, or respond to the coronavirus (COVID-19).

During the July 14, 2020 public hearing on the PY 20 Action Plan, comments were made stating the comments received were not included in the PY 19 Action Plan (the substantial amendment to include funding recommendations for coronavirus response). Staff explained the comments were included, but reformatted. The Court asked if the original comments could be included in the public comment portion for the PY 20 Action Plan. This explanation letter and the subsequent comments appended represent staff's completion of this commitment made during the July 14, 2020 public hearing.

Please also note, the comments received during the July 14 public hearing are included in Appendix A of this action plan. The emailed comments sent to the HUD San Antonio Field Office (with CDBG staff copied) on July 24 at 11:57pm were provided outside of the PY 20 Action Plan public comment period (June 24, 2020 at 8:00am – July 24, 2020 at 5:00pm).

A response will be provided to the HUD San Antonio Field Office and to the concerned citizen within 15 days of the July 24 written comments. However, because the comments were received outside of the public comment period, the emailed comments and staff's responses are not included in the public participation section of this PY 20 Action Plan.

Thank you,

Monique M. Coleman, MPA, MCRP
CDBG Planning Manager
Travis County Health and Human Services and Agrilife Extension

The citizen public comments and CDBG staff responses below address the comments sent via email to the HUD San Antonio Field Office on Friday, June 12, 2020.

Citizen Public Comment	CDBG Response
June 9, 2020 Travis County Commissioners Court Public Hearing: I testified virtually after the staff briefing on Community Development Block Grant-Coronavirus (CDBG-CV) $700,683 "Funding Recommendations" with three-fourths ($524K) for mental health (Ranked #6, last) and one-fourth for #1-food ($137K). Monique Coleman noted the scoring process but did not respond to me on the record. I oppose both recommendations and ask U.S. Department of Housing and Urban Development ("HUD") Field Office to compel Travis County to use historical data to inform funding decisions. From 2010 to 2018, Commissioners approved Community Advancement Network Reports: "Although the Black population makes up 8% of the total Travis County population, 35% of the homeless population identify as Black, which indicates a high level of disproportionality for African-Americans (i.e., the rate of homelessness for Blacks is 4.4 times greater than what one would expect given racial/ethnic composition of Austin/ Travis County)."1 If "Black Lives Matter," fund economic development—transit/bus to essential jobs (e.g., HEB, Amazon). I also ask that HUD review Travis County's application bias (#1 Food: $59 x 2,321 people; #6 Mental Health: $2,500 per person x 40). Did text lend itself to economic development/transit? Did it favor mental health or routine social services? May 12, 2020 Travis County's "Mental Health Month" Proclamation follows Funding Recommendations (p. 3). Was there a connection? Also review **Needs Assessment Survey bias:** 19 non-profits (What types?); **18 staff: What department(s)?** Why only 1 faith organization?	Staff was permitted to present material then the public was allowed to make comment. Staff listens to comments and feedback made by the public and documents those comments in the Action Plan. Staff always investigates the issues raised to ensure there has not been an inadvertent oversight on behalf of staff If the question is did the application favor mental health or routine social services, the answer is no. The application was a generic application, which was developed for various types of programs and services to be able to request funding for coronavirus response. Funding recommendations were made based upon project selection/procurement guidelines established by HUD. The needs assessment survey was not biased . As did many grantees, Travis County created a needs assessment survey and requested input from "service providers," including non-profit organizations and public service agencies and departments who are on the front lines serving the community. The survey was widely distributed through Travis County and other local agency listserves. Unfortunately, Travis County cannot control the responses received and therefore cannot provide an explanation as to why only one faith-based organization responded.
Food: In part, I testified Austin City Council funds City/County food access. May 21, 2020 Item 82: $2M Texas Food Bank; June 4, 2020 Item 45: $1,319,350 Austin Public Education Foundation serves students 19 and under, and their caregivers. Then June 11, 2020 Item 89: $700K Council approved Travis County Pct 4 Del Valle ISD caregivers' food, but nothing for Northeast Austin or Pflugerville and Manor ISDs in Pct 1. May 21, 2020 Council allocated $2M for Austin/Travis County residents' food. Texas Food Bank also continued coronavirus-2019 (COVID-19) 28-pound box drive-thru on June 11, 2020, simply asking for trunks to be open—prohibiting walk-up which had disparate impacts against bus riders. Rural residents with cars could get food	The Travis County CDBG Program will require sub-recipients providing services with CDBG funds to serve clients within unincorporated Travis County as well as the Villages of San Leanna and Webberville. Additionally, the clients served must be income-eligible. To ensure eligibility requirements are met, the CDBG-CV funding application focused on these specifics to help ensure compliance with HUD requirements to prepare for, prevent, or respond to COVID-19.
Geographic Inequity: April 21, 2020 Travis County Commissioners Court Item 2C & 6 awarded $160K to Cook's Nook. Though staff told the Court food would be equitably distributed, over half went to South Austin Hispanics (River City Youth: 200; Del Valle Community Coalition: 100; Dove Springs Proud: 15). North Austin (Kramer/Rundberg): 40 "elderly and people in assisted living facilities." Keep Austin Fed: 150 Travis County-wide.3 South Austin: 315/733 meals plus unspecified County-wide meals. Phase 1 of 3: Cook's Nook received $160K. Phase 3: Northeast Family Eldercare (100 meals) only if Court allocates more funds.	Staff is working to confirm the program for which funding was requested has not received other CARES Act funding. Additionally, the "Cook's Nook" was not an applicant for CDBG-CV funding. There is a tremendous and ongoing need for food access, which was determined to be the highest priority on the needs assessment survey. Services to be provided will serve clients within unincorporated Travis County and the Villages of San Leanna and Webberville.
Youth Inequity: Phase 1 Cook's Nook fed Any Baby Can/special needs: 125. Pct 4: Del Valle students' food was funded. The City funds Austin Independent School District (Austin ISD) students under 19, but not Northeast Austin city limits—minorities on/near Dessau, Samsung, or youth in Manor and Pflugerville ISDs. Pct 1: 50 families, in part, "immigrant communities" got $400 at Dailey Middle School/Hornsby Bend May 4, 2020; others got $2K cash from Austin's $15M Relief in State of Emergency Fund counter to Coronavirus Aid, Relief, and Economic Security (CARES) Act.4 Overwhelmingly, youth food funding surpassed elders.	The youth inequality information provided does not appear to be related to the concerns expressed regarding Travis County's CDBG-CV funding recommendation. However, please note, Travis County's CDBG program does not discriminate on the basis of age, race, color, national origin, religion, sex, familiar status, disability, or any other characteristic. The CDBG-CV application process required each applicant to submit their organization's non-discrimination policy.
Mental Health: "Austin ISD's school-based mental health partner, Vida Clinic, is now offering teletherapy services to the entire Austin ISD community."5 Del Valle conducts Zoom/Google Hangouts Virtual Hugs Counseling Program due to COVID-19. Coleman did not share application details or how allocating $524K on mental health related to rural COVID-19. It is unknown if the three providers shifted to online service. If so, teletherapy should reduce overhead and free up funds for other needs. I testified, for example, that if Blacks had access to jobs, they may be less stressed and have less need for mental health services.	Travis County CDBG provided full project descriptions in the substantial amendment draft of the PY19-23 Consolidated Plan, which includes the PY19 Action Plan. The proposed draft amendment text was highlighted in red-text so that it would stand out, so the public could easily differentiate between existing and new/proposed substantial amendments for the inclusion of the community/public service projects proposed to response to COVID-19. The draft amendments were available to the public on the Travis County CDBG website.
#2 Ranked: Pct 2 Commissioner Brigid Shea asked about COVID-19 testing. The needs assessment was an internal scoring criterion. Service provider feedback appeared skewed, biased towards mental health. Coleman said outreach included Travis County Community Centers, but June 3, 2018 Cap Remap eliminated Precinct 3 Route 333 when 52 bus routes changed. It's now a 1.8-mile walk on TX-71 with a ravine midway. COVID-19 closed all County Clinics: "From now on, appointments will be required to pick up food from our pantry. Thank you." When did Coleman collect clinic surveys and how many people responded?	The Travis County CDBG-CV Needs Assessment survey was designed for organizations, such as non-profit agencies and local jurisdictions or departments, so the fact that Travis County Community Centers were closed to the public due to COVID-19 had no bearing on the responses. Additionally, although various needs were expressed during the survey, staff cannot predetermine who will apply for funding. Lastly, making pre-determinations for funding is not an acceptable or equitable procurement practice. As stated in the hearing, the scoring criteria along with the needs assessment survey were used to make funding recommendations.

Citizen Public Comment	CDBG Response
Duplicative Service(s): The four CDBG-CV recommendations lacked transparency. As best I recall, provider Skill Point Alliance had no conflict. If HUD prohibits disclosing applications, it would have helped to know provider locations with a summary of proposed food and mental health services. Without disclosures, redacted summaries or geographic specifications, there was no way to understand the $2,500 cost per person for only 40 clients in unincorporated Travis County, Villages of San Leanna and/or Webberville. The gray map (below), used by Coleman and predecessor Christy Moffett, provided no clear view of the service area eligible for funding. Coleman added a zip code map but email noted Health and Human Services has no asset map. Request Coleman disclose/list current social service funds allocated in eligible CDBG-CV geographic areas to determine needs.	On May 5, staff gave a briefing of the parameters for CDBG-CV funding in an open regular voting session of the Travis County Commissioner's Court. On May 12, 2020, the application was open and service providers were notified. CDBG staff sent notifications to the public information and HUB offices to help increase awareness of the application. On May 19, the public notices, public hearing dates and the application process was again promoted via the Commissioner's Court agenda to further inform the public. During the application window, seventeen applications from a wide variety of applicants, both non-profits and businesses, were received. All of these actions convey that the process was open and transparent. Please also note, FAQ's and the scoring criteria were both published with or in the application to further convey expectations to all applicants to enhance the opportunity of submitting a successful application for all interested service providers. Lastly, in all communications, it is clearly conveyed verbally as well as in the written substantial amendment documents, that the PY19 action plan is being amended, and the clients served must be within unincorporated Travis County as well as the Villages of San Leanna and Webberville. In an unprecedented move, staff worked diligently with the TNR GIS department to create an interactive map to help the community at-large as well as sub-recipients to ensure the clients to be served fall within the Travis County CDBG service area. All of this information was made public and discussed at the June 9, 2020 hearing. Regarding duplication of benefits, all applicants were asked to submit budgets and answer questions to help staff determine and ensure there were no duplication of benefits. Staff will be working diligently through the HUD approval process to ensure there has not been and will not be duplication of benefits.
June 9, 2020: Travis County Commissioners asked Coleman if recommended projects were duplicative. She acknowledged not doing comparative analysis with the City's food funding. In part, Judge Sam Biscoe asked why recommended projects went from #1 (food) to #6 (mental health x 3). What about those in between not recommended? Coleman relied on scoring criteria and needs assessment but admitted doing limited outreach.6 How did this assessment differ from previous transit input? It is unclear how best to connect low- to moderate-income riders to jobs through a much-needed Pilot. I shared that outreach is not that hard: I listen to KAZI 88.7FM (Black radio) and KUT 90.7FM (NPR-affiliate) simultaneously; both do Public Service Announcements. Though I am Catholic, on Sundays I stream Greater Mount Zion ("GMZ")—listen to service and pastor announcements. In 2016, I also collected 574 petition signatures in 10 days to save North Austin bus routes (383-Lakeline; 392-Braker); a Hispanic lady got about 100 Spanish-speaker signatures. Outreach requires engaging people in their space outside of staff's comfort zone.	CDBG staff used the scoring criteria, which was published in the application, as well as the results of the needs assessment survey to make well-informed decisions for funding recommendations. As was expressed in the application and as was discussed at the June 9 hearing, staff had to use the information submitted as well as the scoring criteria and the needs expressed by service providers to make recommendations. The needs assessment survey was designed to solicit feedback on needs related to the preparation, prevention, or response to COVID-19 from the entities who provide services to the community. Staff indicated during the hearing that we are working to ensure there is not duplication of benefits.
Key Factors: Austin's $15M specified, "direct financial assistance to continue serving people of color, immigrant communities, seniors, and historically marginalized individuals" but excluded military veterans. Over $800K went to domestic violence survivors. Travis County Veterans Service could do outreach; no Austin contracts serve **veterans, a void still exists.**	The comment related to veterans does not appear to be related to the concerns expressed regarding Travis County's CDBG-CV funding recommendation. However, please note, Travis County's CDBG program does not discriminate on the basis of age, race, color, national origin, religion, sex, familiar status, disability, or any other characteristic. The CDBG-CV application process required each applicant to submit their organization's non-discrimination policy.
Lack of Transparency: My prior testimony noted Austin's $2M Family Independence Initiative ("FII") no-bid contract mainly to give immigrants for $2K cash through 30 groups with intent to seek CARES Act reimbursement. May 12, 2020 Item 7A Travis County approved "order exempting the purchase of COVID-19 crisis response and support from the competitive procurement process, pursuant to County Purchasing Act §§ 262.024(A)(1), 262.024(a)(2), and 262.024(A)(4)." County also pays rent, utilities with no status query, masking who receives CARES Act funds. Request HUD compel Coleman to provide disaggregated data.	On May 5, staff gave a briefing on the parameters for CDBG-CV funding in an open regular voting session of the Travis County Commissioner's Court . On May 12, 2020, the application was open and service providers were notified. CDBG staff send notifications to the public information and HUB offices to help increase awareness of the application. On May 19, the public notices, public hearing dates and the application process was again promoted via the Commissioner's Court agenda to further inform the public. During the application window, seventeen applications from a wide variety of applicants, both non-profits and businesses, were received. All of these actions convey that the process was open and transparent. Please also note, FAQ's and the scoring criteria were both published with or in the application to further convey expectations to all applicants to enhance the opportunity of submitting a successfully application for all interested service providers. Lastly, in all communications, it is clearly conveyed verbally as well as in the written substantial amendment documents, that the PY19 action plan is being amended, and the clients served must be within unincorporated Travis County as well as the Villages of San Leanna and Webberville. In an unprecedented move, staff worked diligently with the TNR GIS department to create an interactive map to help the community at-large as well as sub-recipients to ensure the clients to be served fall within the Travis County CDBG service area.

Citizen Public Comment	CDBG Response
Recommendation: Per Coleman's limited outreach, request HUD reject all four recommendations and reopen applications with a Travis County map clearly showing the areas eligible for CDBG-CV funding ($660,546 Projects; $40,137 Administration).	Travis County's outreach was not limited. The CDBG Office followed the guidelines provided by the U.S. Department of Housing and Urban Development (HUD) to facilitate the public notice and input process. Due to urgent need created by the coronavirus global pandemic, HUD offered the use of waivers to allow CDBG grantees to have a 5-day public comment period and to use discretion to determine what we felt was appropriate for public notice. In an effort to ensure the public was aware, on May 5, staff provided an update and overview on the waivers at a regular voting session of the Travis County Commissioner's Court to ensure the Court and the public were aware of the changing policies as it relates to administering substantial amendments for CDBG-CV funds. The Travis County CDBG Office also published a calendar in the application to further notify the public of the application window, staff's review timeframe, the date we would issue the public notice, which was also the date the amendments and funding recommendations were online (June 4), as well as the public hearing (June 9) and the dates we were planning to bring the final recommendations before the Court for approval before submitting the information to HUD. During the May 5 Court briefing, the May 19 Court consent agenda that contained the application link and a schedule of events relating to the process, as well as the application itself all leading up to the June 9 hearing, the information regarding the types of eligible projects were made public. Eligible projects were developed based upon the Quick Response Guides generated by HUD on March 16, 2020 and revised and resent on April 16. Within the expeditious process established by HUD, the CDBG Office asserts we made a tremendous effort to be transparent and thorough, even while moving quickly to make these funds available for COVID-19 response.
City of Austin: COVID-19 food funding. April 9, 2020 $15M RISE Fund and May through June 2020 Austin City Council items specify, in part, "Austin/Travis County residents." Archived Austin Meetings and Documents can be found online at "Council Meeting Information Center": https://www.austintexas.gov/department/city-council/council/council_meeting_info_center.htm **June 10, 2020 - Item 89** Authorize negotiation and execution of an agreement with The Cook's Nook to provide emergency food access for caregivers of students in Del Valle schools in an amount not to exceed $700,000 for the term June 15, 2020 through August 31, 2020. [May 26, 2020 Travis County amended Cook's Nook contract to $253K, renewals through Nov2020 (p. 7)] "Prior Council Action: May 7, 2020 - Council approved Ordinance No. 20200507-057 amending the Fiscal Year 2019-2020 General Fund Emergency Reserve Fund (Ordinance No. 20190910-001) to appropriate an amount not to exceed $2,200,000 to support emergency food access for caregivers of students in Austin-area schools who are experiencing food shortages due to COVID-19; and declaring an emergency, on an 11-0 vote. ▯ May 7, 2020 - Council approved Resolution No. 20200507-058 authorizing the City Manager to take the actions necessary to allocate up to $2.2 million for caregiver meals to be delivered through Austin-area school district school meal distribution sites, and to discuss with additional local school districts and Travis County the coordination of caregiver meals to assist with COVID-19 public health precautions. ▯ For More Information: Stephanie Hayden, Director, 512-972-5010; Adrienne Sturrup, Assistant Director, 512-972-5167; Laura La Fuente, Contract Management Unit Manager, 512-972-5077; Lucy Thompson, Agenda Coordinator, 512-972- 5045."	Cook Nook was not an applicant for Travis County CDBG-CV funding. Travis County's CDBG funding is being used to address unmet needs to the greatest extent possible.
Item 82 - May 21, 2020 Authorize the ratification of an agreement with Central Texas Food Bank to provide direct relief food access to Austin/ Travis County residents impacted by COVID-19 in an amount not to exceed $2,000,000 for the term May 11, 2020 through September 30, 2020. **Item 57 - May 7, 2020** Approve an ordinance amending the Fiscal Year 2019-2020 General Fund Emergency Reserve Fund (Ordinance No. 20190910-001) to appropriate an amount not to exceed $2,200,000 to support emergency food access for caregivers of students in Austin-area schools who are experiencing food shortages due to COVID-19; and declaring an emergency. Council Sponsors: Council Member Kathie Tovo, Council Member Ann Kitchen, Council Member Natasha Harper-Madison, Mayor Steve Adler, Council Member Gregorio Casar. **Item 7 - May 7, 2020** Approve ratification of an agreement with Sustainable Food Center to provide food access points to low-income households in an amount not to exceed $112,541 for an eight-week term beginning April 5, 2020, with two, two-week extension options.	Staff will research this agenda item. As long as the program that requested funding is not the same and is not serving the same clientele, this will not be considered duplicative. As stated on the needs assessment survey, the need for food access is still great and may be for a long time.

Citizen Public Comment	CDBG Response
Travis County: Food funding continues, but Coleman did not state whether food access through the Cook's Nook will also provide service to the unincorporated areas of Travis County and/or Villages of San Leanna or Webberville. It should also be noted that June 4, 2020 the City of Austin approved $70M from CARES Act funding with $12M RISE social services and direct cash assistance. Criteria remains unchanged, so Travis County non-profits may apply once Austin Public Health posts the social services provider application. Past contracts directed providers to serve, in part, "immigrant communities" counter to CARES Act. a. Relief: "The Austin City Council has finally voted on a spending framework for the more than $271 million in COVID-19 relief dollars. . . . By unanimous vote, $70-million will be spent on that direct aid, including rental assistance and direct payments to individuals. In late-April, council approved $15-million as part of the Relief In a State of Emergency, or RISE fund. Of that $70-million, $24-million will be spent specifically to help pay the rent of people impacted by the fallout from COVID-19."7 b. Recommendation: The City's relief includes Travis County. Use limited CDBG-CV funds on unmet needs. Any food contract should narrowly focus on North Austin/County donut holes (e.g., Dessau/Parmer, Samsung/Harris Branch, Manor, Pflugerville); County-funded Route 233-Colony Park (Black neighborhood); Capital Area Rural Transportation System ("CARTS") areas; and elders. The gray map fails to show how CDBG-CV funds may provide underserved areas with access to essential jobs and healthcare. June 3, 2018 St. David's Healthcare System Texas Enterprise Zone: Bus was eliminated; reductions improved MetroRail. Ranked #2 Travis County funds CARTS bus: Can CDBG-CV funds extend service to essential jobs and healthcare?	Cook Nook was not an applicant for Travis County CDBG-CV funding. Travis County's CDBG funding is being used to address unmet needs to the greatest extent possible.
Food: Cook's Nook. Request Coleman do comparative analysis of Austin and Travis County COVID-19 food expenditures. Some funds went to farmers; others hot food/restaurants; other funds went to food banks/pantries. May 7, 2020 Item 7, $112,541 Sustainable Food Center: "Open new market sales opportunities for Central Texas farmers and ranchers that are losing a significant portion of their sales during the COVID-19 crisis. Provide revenue to locally-owned restaurants and keep Austinites' food dollars in the local food economy at a time when that is critically important. Increase food shopping options, particularly for low-income families, in Austin that are less crowded and require less travel than traditional full-service grocery stores." As noted earlier, other food funds feed Austin and Del Valle ISD students and caregivers while Texas Food Bank serves all. May 26, 2020 Travis County Agenda Item 15: On Consent, the Cook's Nook contract increased $93K with extension options through Nov2020. But what areas benefit?	Cook Nook was not an applicant for Travis County CDBG-CV funding.
Rankings: "Upon the release of CARES Act funding, the Travis County CDBG Office was informed on April 2, 2020 we would receive an additional $700,683 in **CDBG-CV funds to aid Travis County in the preparation, prevention, or response to COVID-19**" (June 9, 2020, Slide 10, p. 67/807). Based on extensive food funding allocated by the City of Austin, which includes Travis County, I oppose using CDBG-CV funding for food unless the allocation narrowly focuses on North Austin food desserts/ unincorporated areas and elders. Request HUD reject all four recommendations and compel Travis County (Coleman) to analyze COVID-19 funding allocated by the City of Austin and Travis County (April-June 2020) to determine needs, including food, then target outreach to require providers to demonstrate how they can meet COVID-19 needs. For mental health funding, Coleman failed to present a compelling reason for choosing the category that ranked last (#6). I addressed opposition but elaborate below.	The Travis County CDBG Office used its procurement procedures, which included the needs assessment survey and the scorning criteria, as outlined in the funding application, to make funding recommendations.
Ranked #1: (Food). Narrowly focus CDBG-CV funds on elders and food desserts (e.g., Travis County donut holes in Austin).	The Travis County CDBG Office used its procurement procedures, which included the needs assessment survey and the scorning criteria, as outlined in the funding application, to make funding recommendations.

Citizen Public Comment	CDBG Response
Ranked #2: COVID-19 Testing. Commissioner Jeff Travillion (Pct 1) represents East Austin, Pflugerville, and Manor (Blacks and minorities, primarily). He noted Central Health clinic closures in the Eastern Crescent. Hence data showed whites had more cases, perhaps more were tested. Source: https://austonia.com/Coronavirus/austin-coronavirus-zip-code April 7, 2020 Whites: *Austonia* (Freer) reported, "Higher-income neighborhoods have more COVID-19 cases, but probably not for long," in part: "Last week, county data showed positive COVID-19 test results were more concentrated in the ZIP codes 78703 (Tarrytown), 78704 (Central-South Austin), 78705 (West Campus), 78731 (Northwest Hills) and 78746 (West Lake Hills and Rollingwood) than in other areas of Austin." March 11, 2016 Pres. Barack Obama had a private fundraiser in Tarrytown, wealthy white West Austin neighborhood. https://www.youtube.com/watch?v=EOEv1wRXwd8 April 15, 2020 Blacks: KXAN noted, "COVID-19 test sites opening in eastern Travis Co. to address racial disparities: CommUnityCare opted to close some of its clinics and temporarily consolidate clinic options on March 23 as a result of a shortage of personal protective equipment for clinic staff." Clinic closures impacted riders on County-funded Routes 233-Colony Park (Blacks), 237 Community First! Village (formerly homeless)/interlined Craigwood/FM 969 (Black neighborhood). The Eastern Crescent sites were restored. Subsequent data showed impacted Latinx communities. Request HUD compel Coleman to analyze COVID-19 testing disparities then create a new application to narrowly focus on unmet needs in CDBG-CV areas. "CommUnityCare's Hornsby Bend Health Center re-opened April 15 and resumed regular clinic hours from 8 a.m. to 5 p.m. Monday, Wednesday and Friday. CommUnityCare's Del Valle Health Center will re-open April 20 with modified hours, from 8 a.m. – 5 p.m. Monday and Tuesday. CommUnityCare plans to re-open health centers in Manor and Community First! Village (which offers permanent supportive housing for people exiting chronic homelessness) after the Del Valle Center is open." https://www.kxan.com/news/clinics-covid-19-test-sites-opening-in-eastern-travis-co-to-address-racial-disparities/	The Travis County CDBG Office used its procurement procedures, which included the needs assessment survey and the scorning criteria, as outlined in the funding application, to make funding recommendations.
Ranked #3: Rent. Travis County increased assistance from one-third of fair market rent ($343) to 50%, from one-time assistance to three times through December 30, 2020, expanding income to 250% of Federal Poverty Income Guidelines using CARES Act Funding. Historically, Executive Director Sherri Fleming told the Court status is excluded which provides undocumented immigrants rent/mortgage assistance. The City's $1.2M RENT program also excluded the status question. In the June 4th $70M CARES Act Spending Framework, members sought more rental assistance. May 21, 2020 Travis County's $10M towards rental assistance helps renters "outside Austin City Limits," so this need appears to be met. Analysis would be needed to see where the unmet need may still exist. The CDBG-CV Application should then seek providers to address specific geographic rent needs. April 15, 2020 I typed a fair market rent memorandum with recommendations and sent other ideas via email to the Court. April 20, 2020 Health/Human Services Director Fleming replied. May 12, 2020 Travis County allocated $10M rental assistance.	All applications received by the deadline were scored and considered based upon the criteria established as well as the needs expressed by service provides in the needs survey. While rental assistance was not addressed with the small allocation of CDBG-CV funds, the $10 million CARES Act funds set-aside for rental assistance has been established by Travis County. Per HUD, Travis County is not allowed to specify geographic areas to provide services. Per HUD, the areas to be served are established as unincorporated Travis County and the Villages of San Leanna and Webberville.
May 13, 2020 KVUE: "The rental assistance will be available to Travis County residents living outside the city limits of Austin. The allocated $10 million comes from the $61 million the county received from CARES Act. It will be at 250% of the Federal Poverty Income Guidelines (FPIG) with the intention that up to three months of 100% fair market rent or mortgage threatened foreclosure will be available."8	
Ranked #4: Technology Access. Austin's $15M RISE Fund: Only Asian Family Support Services ($1M contract) specified technology (e.g., Chromebooks, phone with plan). Austin-Area Urban League ($500K, Blacks mainly): No cash or technology; rent, bills, food paid. Capital Metropolitan Transportation Authority and Austin ISD buses provide hot spots. Hence technology may still be a Travis County rural area need. $2M RISE Funds disbursed through Family Independence Initiative (noted earlier) failed to comply with state law. Lack of transparency: It is still unknown who received assistance, including total County residents who got help: $2K cash, rent. [FII funded more than 30 local groups; announced May 4 disbursement but GMZ Facebook posted "Out of funds" April 30]: https://www.kut.org/post/austin-created-15-million-pandemic-relief-fund-heres-how-access-some-money	The Travis County CDBG Office used its procurement procedures, which included the needs assessment survey and the scorning criteria, as outlined in the funding application, to make funding recommendations.

Citizen Public Comment	CDBG Response
Ranked #5: Homeless Shelters. 2018 Austin voters approved $250M affordable housing. Coleman did not discuss Travis County COVID-19 homeless needs but could analyze the need for homeless shelters to narrowly tailor a new CDBG-CV application. Austinites heartily approve $250M bond for affordable housing ... www.bizjournals.com › austin › news › 2018/11/07 › 2018-election-2... Nov 7, 2018 - 2018 election: **$250M affordable housing** bond heartily endorsed; Adler cruises to another term. Prop J, pushed by anti-CodeNext groups,	The Travis County CDBG Office used its procurement procedures, which included the needs assessment survey and the scorning criteria, as outlined in the funding application, to make funding recommendations. Information presented and discussed was based upon the applications received. There were no applications to address homelessness received.
Ranked #6: Mental Health Access. Coleman recommended $524K for 3 mental health providers but did not state a compelling reason for prioritizing the last ranked category for ¾ of CDBG-CV funding, relying on an internal assessment with biased results.	The Travis County CDBG Office used its procurement procedures, which included the needs assessment survey and the scorning criteria, as outlined in the funding application, to make funding recommendations. There was no priority established, except the priority established based upon the needs assessment survey. As stated during the June 9, 2020 public hearing, the application scores and needs were used to make funding recommendations.
Economic Development: There is no public transit to North Austin Texas Enterprise Zones despite Travis County and City tax breaks. "Seven companies are getting preferential tax treatment from the county, including Apple . . . and The Domain shopping center. The county's most expensive agreement is with Samsung; Travis County has rebated $65 million in property taxes to Samsung since 2009 . . . Those agreements will remain in effect during the moratorium," KUT reported July 31, 2019. The closest bus is a 3-mile walk to Samsung and no bus to essential jobs on FM 734/Parmer west of Samsung. Access to jobs would be ideal for CDBG-CV funds. *Local Govt. Code, Ch. 2303. Enterprise Zones* considers 3-month unemployment. May 21, 2020 Item 7 Austin City Council: Accruent's application created 10 new jobs $52K-$98K. Coleman could recognize this need and reissue a Request for Proposal narrowly focused on underserved job access/transit needs rather than doing business as usual.	The Travis County CDBG Office used its procurement procedures, which included the needs assessment survey and the scorning criteria, as outlined in the funding application, to make funding recommendations. Food access and mental health services were both ranked as high priority needs on the needs assessment survey, with food access ranking as the highest need and mental health ranking sixth. Travis County did receive other funding from the CARES Act beyond the CDBG-CV funding allocation. Some of those funds have been dedicated to economic development projects.
June 3, 2018 The Domain bus was eliminated. Planners unilaterally shortlined 392-Braker to serve MetroRail, forcing 30-minute transfer. CARTS could connect bus riders to new Accruent jobs. For example, CARTS parks at Tech Ridge Park/Ride, perhaps Accruent could invest in shuttle or on-demand/Uber hybrid solution. *Local Govt. Code, Ch. 2303. Enterprise Zones* (excerpt): "(c) For the purposes of this section, an economically disadvantaged individual is an individual who: (1) was unemployed for at least three months before obtaining employment with the qualified business; (2) receives public assistance benefits, including welfare payments or food stamps, based on need and intended to alleviate poverty; (3) is a low-income individual, as defined by Section 101, Workforce Investment Act of 1998 (29 U.S.C. Section 2801(25)); (4) is an individual with a disability, as defined by 29 U.S.C. Section 705(20)(A); (5) is an inmate, as defined by Section 498.001; (6) is entering the workplace after being confined in a facility operated by or under contract with the Texas Department of Criminal Justice for the imprisonment of individuals convicted of felonies other than state jail felonies[.]"	This item is not related to CDBG-CV funding set-aside to respond to the novel coronavirus. In a previous public comment response sent on May 18, 2020, the Travis County CDBG Office has proposed meeting with citizens to further explore public transit needs in August 2020.
Closing: "Austin is Most Economically Segregated Metro Area" (*Texas Tribune*, 2015). Commissioner Travillion asked about Historically Underutilized Businesses as a criterion, but Coleman explained HUD prohibits. Using historical data and transit results to craft a revised CDBG-CV application could yield project recommendations more aligned with community needs. Putting information on the free KAZI Black radio station Community Calendar, KUT, and churches may also yield greater results. Prior CDBG transit survey data should be included. Mental health ranked last with no COVID-19 connection emphasized which does not justify $2,500 per person and only $58 for food. I appreciate your time and consideration, and urge HUD to reject Travis County's four proposed CDBG-CV projects based on extensive research herein.	The Travis County CDBG Office used its procurement procedures, which included the needs assessment survey and the scorning criteria, as outlined in the funding application, to make funding recommendations. Travis County asserts the numerous effort to notify the public, provide information in a public forum on two occasions via the Commissioner's Court agenda, and do outreach to service providers demonstrates the County's efforts to ensure that the public at-large were aware of the funding opportunity. The applications were accepted during the application window, and recommendations were made based upon the scoring criteria and the needs assessment feedback from service providers.

June 12, 2020

Memorandum for Elva F. Garcia, Director, Office of Community Planning and Development, HUD-San Antonio H.F. Garcia Federal Bldg/US Courthouse 615 E. Houston St, Ste. 347 San Antonio TX 78205 (210.475.6866; ELVA.F.GARCIA@hud.gov)

Subject: Opposition to Travis County's $700,683 CDBG-CV Funding for Mental Health ($524K) and Duplicative Food ($137K) in light of African-Americans' Historic Economic Development Inequities and Transit/Job Access Needs

1. **June 9, 2020 Travis County Commissioners Court Public Hearing:** I testified virtually after the staff briefing on Community Development Block Grant-Coronavirus (CDBG-CV) $700,683 "Funding Recommendations" with three-fourths ($524K) for mental health (Ranked #6, last) and one-fourth for #1-food ($137K). Monique Coleman noted the scoring process but did not respond to me on the record. I oppose both recommendations and ask U.S. Department of Housing and Urban Development ("HUD") Field Office to compel Travis County to use historical data to inform funding decisions. From 2010 to 2018, Commissioners approved Community Advancement Network Reports: "Although the Black population makes up 8% of the total Travis County population, 35% of the homeless population identify as Black, which indicates a high level of disproportionality for African-Americans (i.e., the rate of homelessness for Blacks is 4.4 times greater than what one would expect given racial/ethnic composition of Austin/ Travis County)."[1] If "Black Lives Matter," fund economic development—transit/bus to essential jobs (e.g., HEB, Amazon). I also ask that HUD review Travis County's application bias (#1 Food: $59 x 2,321 people; #6 Mental Health: $2,500 per person x 40). Did text lend itself to economic development/transit? Did it favor mental health or routine social services? May 12, 2020 Travis County's "Mental Health Month" Proclamation follows Funding Recommendations (p. 3). Was there a connection? Also review **Needs Assessment Survey bias:** 19 non-profits (What types?); **18 staff: What department(s)?** Why only 1 faith organization?

Of the 38 respondents:

- 19 were staff from non-profit organizations;
- 18 were staff from governmental agencies; and
- 1 was staff from a faith-based organization.

Of the 6 top-ranked COVID-19 needs, 5 are in the Community Services category.

Top COVID-19 Needs, Ranked		
Needs	Weighted Total	Ranking
Food pantries/Food access/Meal delivery	32	1
Testing/Diagnosis at a fixed or mobile location	25	2
Rent/Utility/Financial assistance for basic needs	22	3
Access to the internet (including technology for access)	16	4
Homeless shelters and facilities	15	5
Mental health services and counseling	13	6

Travis County CDBG-CV Amendments Slide 5

a. Food: In part, I testified Austin City Council funds City/County food access. May 21, 2020 Item 82: $2M Texas Food Bank; June 4, 2020 Item 45: $1,319,350 Austin Public Education Foundation serves students 19 and under, and their caregivers. Then June 11, 2020 Item 89: $700K Council approved Travis County Pct 4 Del Valle ISD caregivers' food, but nothing for Northeast Austin or Pflugerville and Manor ISDs in Pct 1. May 21, 2020 Council allocated $2M for Austin/Travis County residents' food. Texas Food Bank also continued coronavirus-2019 (COVID-19) 28-pound box drive-thru on June 11, 2020, simply asking for trunks to be open—prohibiting walk-up which had disparate impacts against bus riders. Rural residents with cars could get food.[2]

[1] CAN (2018). Dashboard (p. 7). http://canatx.org/wp-content/uploads/2018/07/2018-CAN-Dashboard-Report-FINAL.pdf
[2] Texas Food Bank (2020). https://www.centraltexasfoodbank.org/

Subject: Opposition to Travis County's $700,683 CDBG-CV Funding for Mental Health ($524K) and Duplicative Food ($137K) in light of African-Americans' Historic Economic Development Inequities and Transit Needs/ Job Access Needs

(1) Geographic Inequity: April 21, 2020 Travis County Commissioners Court Item 2C & 6 awarded $160K to Cook's Nook. Though staff told the Court food would be equitably distributed, over half went to South Austin Hispanics (River City Youth: 200; Del Valle Community Coalition: 100; Dove Springs Proud: 15). North Austin (Kramer/Rundberg): 40 "elderly and people in assisted living facilities." Keep Austin Fed: 150 Travis County-wide.[3] South Austin: 315/733 meals plus unspecified County-wide meals. Phase 1 of 3: Cook's Nook received $160K. Phase 3: Northeast Family Eldercare (100 meals) only if Court allocates more funds.

(2) Youth Inequity: Phase 1 Cook's Nook fed Any Baby Can/special needs: 125. Pct 4: Del Valle students' food was funded. The City funds Austin Independent School District (Austin ISD) students under 19, but not Northeast Austin city limits—minorities on/near Dessau, Samsung, or youth in Manor and Pflugerville ISDs. Pct 1: 50 families, in part, "immigrant communities" got $400 at Dailey Middle School/Hornsby Bend May 4, 2020; others got $2K cash from Austin's $15M Relief in State of Emergency Fund counter to Coronavirus Aid, Relief, and Economic Security (CARES) Act.[4] Overwhelmingly, youth food funding surpassed elders.

b. Mental Health: "Austin ISD's school-based mental health partner, Vida Clinic, is now offering teletherapy services to the entire Austin ISD community."[5] Del Valle conducts Zoom/Google Hangouts Virtual Hugs Counseling Program due to COVID-19. Coleman did not share application details or how allocating $524K on mental health related to rural COVID-19. It is unknown if the three providers shifted to online service. If so, teletherapy should reduce overhead and free up funds for other needs. I testified, for example, that if Blacks had access to jobs, they may be less stressed and have less need for mental health services.

Applicant Type	Needs Survey Match	Clients Proposed to be Served – at or below 80% AMI	Funding Requested	Funding Recommended
Food Pantries/ Food Access	Food Pantries/ Food Access/ Meal Delivery (#1 ranked)	2,321	$136,500	$136,500
Behavioral Health	Behavioral Health (#6 ranked)	56	$100,000	$100,000
Behavioral Health	Behavioral Health (#6 ranked)	181	$399,958	$324,046
Behavioral Health	Behavioral Health (#6 ranked)	40	$100,000	$100,000

2,598: Misleading!

If funded, these projects will serve 2,598 low-to-moderate income clients for much needed COVID-19 response efforts.

Cost Analysis: **2,321/$136,500 = $58.81 per person**
56/$100K = $1,786 per person
181/$399,958 = $2,210 per person
40/$100K = $2,500 per person (Why so expensive?)
Mental Health average = $2,165 per person (3/$6,496)

Travis County CDBG-CV Amendments Slide 23

(3) #2 Ranked: Pct 2 Commissioner Brigid Shea asked about COVID-19 testing. The needs assessment was an internal scoring criterion. Service provider feedback appeared skewed, biased towards mental health. Coleman said outreach included Travis County Community Centers, but June 3, 2018 Cap Remap eliminated Precinct 3 Route 333 when 52 bus routes changed. It's now a 1.8-mile walk on TX-71 with a ravine midway. COVID-19 closed all County Clinics: "From now on, appointments will be required to pick up food from our pantry. Thank you." When did Coleman collect clinic surveys and how many people responded?

[3] Travis County Commissioners Court (2020, April 21). Item 2C & 6: Cook's Nook. http://traviscountytx.iqm2.com/Citizens/FileOpen.aspx?Type=1&ID=1875&Inline=True
[4] Community Coalition for Health (2020, May 4). C2H and The Rock: Dr. Charles A. Moody $400 gift cards. https://www.facebook.com/C2HTexas/videos/vb.200714930272003/256211335758980/?type=2&theater
[5] AISD (2020). School mental health centers. https://www.austinisd.org/student-health/smhc

Item C5

Travis County Commissioners Court Voting Session Agenda Request

Meeting Date: May 12, 2020

Agenda Language:
Approve proclamation recognizing the month of May 2020 as "Mental Health Month" in Travis County

Prepared By/Phone Number: Juanita Jackson/4-4467

Elected/Appointed Official or Department Head: Sherri Fleming, County Executive, Health and Human Services and Agri Life Extension

Commissioners Court Sponsor(s): Comm. Margaret Gomez and Comm. Brigid Shea
Press Inquiries: Hector Nieto, PIO@traviscountytx.gov or (512) 854-8740

Background/Summary of Request and Attachments:
See attachment

Staff Recommendations:
Staff recommends the approval of the proclamation recognizing Mental Health month.

Issues and Opportunities:
N/A

Fiscal Impact and Source of Funding:
N/A

Required Authorizations:
Commissioner Brigid Shea, Precinct 2
Commissioner Margaret Gomez, Precinct 4
Sherri Fleming, County Executive – HHS
Deborah Britton, Chief Deputy - HHS
Laura Peveto, Division Director - HHS

AGENDA REQUEST & BACKUP MATERIALS DEADLINE: Agenda requests and backup materials must be submitted in PDF format via email to agenda@traviscountytx.gov by **12 noon on Tuesday** in order to be considered for inclusion in the following week's voting session.

Revised 17-12-05

Subject: Opposition to Travis County's $700,683 CDBG-CV Funding for Mental Health ($524K) and Duplicative Food ($137K) in light of African-Americans' Historic Economic Development Inequities and Transit Needs/ Job Access Needs

Travis County Commissioners Court

Proclamation

WHEREAS, Community mental health is essential to overall health and well-being for all;

WHEREAS, We live in a community where one in five persons are affected by mental illness;

WHEREAS, We live in a community where half of all lifetime cases of mental illness emerge in childhood;

WHEREAS, We see our community coming together to support children, youth, and individuals that live with mental illness to lead full and productive lives;

WHEREAS, We dedicate the month of May each year to raise awareness about mental health, reduce stigma, and celebrate resiliency and recovery for children, youth, individuals and their families;

WHEREAS, Travis County Health and Human Services and the Travis County Sheriff's Office supports the Travis County System of Care to ensure that children, youth, individuals and their families have access to services and supports that build upon their strengths and best meet their individualize needs.

NOW, THEREFORE, BE IT RESOLVED THAT WE, THE MEMBERS OF THE TRAVIS COUNTY COMMISSIONERS COURT, DO HEREBY PROCLAIM THE MONTH OF MAY AS

"MENTAL HEALTH MONTH"

IN TRAVIS COUNTY, AND CALL UPON THE RESIDENTS, GOVERNMENT AGENCIES, PUBLIC AND PRIVATE INSTITUTIONS, BUSINESSES AND SCHOOLS IN TRAVIS COUNTY TO RECOMMIT OUR COMMUNITY TO INCREASING AWARENESS AND UNDERSTANDING OF MENTAL HEALTH, AND THE NEED FOR APPROPRIATE AND ACCESSIBLE SERVICES FOR ALL CHILDREN, YOUTH AND INDIVIDUALS WHO HAVE MENTAL ILLNESS.

SIGNED AND ENTERED THIS 12th DAY OF MAY 2020

SARAH ECKHARDT
COUNTY JUDGE

JEFFREY TRAVILLION
COMMISSIONER, PRECINCT 1

BRIGID SHEA
COMMISSIONER, PRECINCT 2

GERALD DAUGHERTY
COMMISSIONER, PRECINCT 3

MARGARET J. GOMEZ
COMMISSIONER, PRECINCT 4

Subject: Opposition to Travis County's $700,683 CDBG-CV Funding for Mental Health ($524K) and Duplicative Food ($137K) in light of African-Americans' Historic Economic Development Inequities and Transit Needs/ Job Access Needs

2. **Duplicative Service(s):** The four CDBG-CV recommendations lacked transparency. As best I recall, provider Skill Point Alliance had no conflict. If HUD prohibits disclosing applications, it would have helped to know provider locations with a summary of proposed food and mental health services. Without disclosures, redacted summaries or geographic specifications, there was no way to understand the $2,500 cost per person for only 40 clients in unincorporated Travis County, Villages of San Leanna and/or Webberville. The gray map (below), used by Coleman and predecessor Christy Moffett, provided no clear view of the service area eligible for funding. Coleman added a zip code map but email noted Health and Human Services has no asset map. Request Coleman disclose/list current social service funds allocated in eligible CDBG-CV geographic areas to determine needs.

a. June 9, 2020: Travis County Commissioners asked Coleman if recommended projects were duplicative. She acknowledged not doing comparative analysis with the City's food funding. In part, Judge Sam Biscoe asked why recommended projects went from #1 (food) to #6 (mental health x 3). What about those in between not recommended? Coleman relied on scoring criteria and needs assessment but admitted doing limited outreach.[6] How did this assessment differ from previous transit input? It is unclear how best to connect low- to moderate-income riders to jobs through a much-needed Pilot. I shared that outreach is not that hard: I listen to KAZI 88.7FM (Black radio) and KUT 90.7FM (NPR-affiliate) simultaneously; both do Public Service Announcements. Though I am Catholic, on Sundays I stream Greater Mount Zion ("GMZ")—listen to service and pastor announcements. In 2016, I also collected 574 petition signatures in 10 days to save North Austin bus routes (383-Lakeline; 392-Braker); a Hispanic lady got about 100 Spanish-speaker signatures. Outreach requires engaging people in their space outside of staff's comfort zone.

b. Key Factors: Austin's $15M specified, "direct financial assistance to continue serving people of color, immigrant communities, seniors, and historically marginalized individuals" but excluded military veterans. Over $800K went to domestic violence survivors. Travis County Veterans Service could do outreach; no Austin contracts serve **veterans, a void still exists.**

c. **Lack of Transparency**: My prior testimony noted Austin's $2M Family Independence Initiative ("FII") no-bid contract mainly to give immigrants for $2K cash through 30 groups with intent to seek CARES Act reimbursement. May 12, 2020 Item 7A Travis County approved "order exempting the purchase of COVID-19 crisis response and support from the competitive procurement process, pursuant to County Purchasing Act §§ 262.024(A)(1), 262.024(a)(2), and 262.024(A)(4)." County also pays rent, utilities with no status query, masking who receives CARES Act funds. Request HUD compel Coleman to provide disaggregated data.

d. Recommendation: Per Coleman's limited outreach, request HUD reject all four recommendations and reopen applications with a Travis County map clearly showing the areas eligible for CDBG-CV funding ($660,546 Projects; $40,137 Administration).

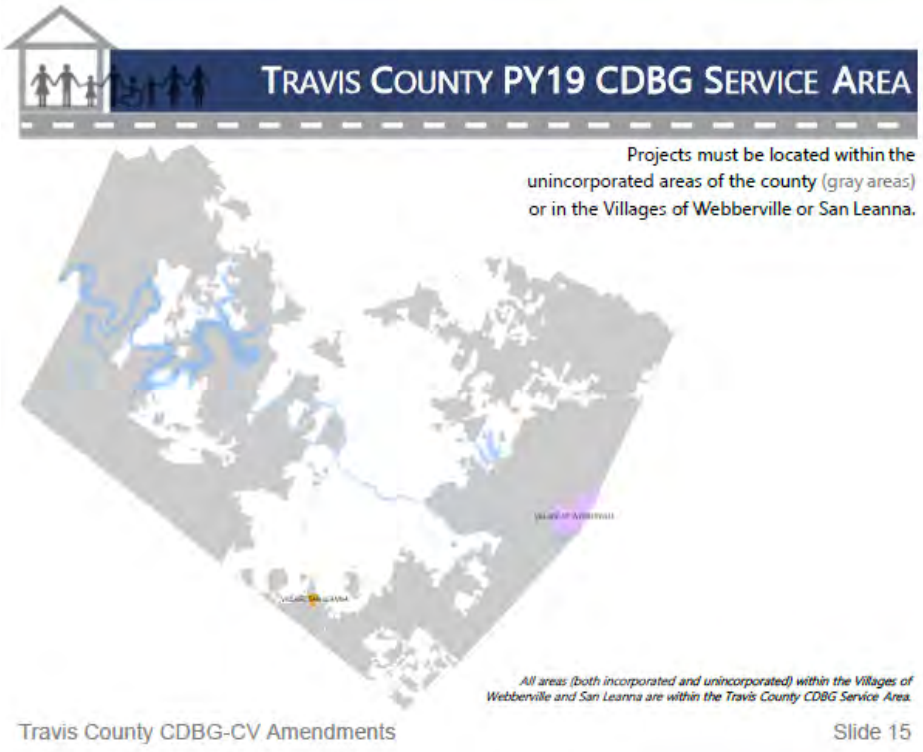

[6] Travis County Commissioners Court (2020, June 9). Item V: CDBG-CV Public Hearing [Biscoe: 53:55]: http://traviscountytx.iqm2.com/Citizens/SplitView.aspx?Mode=Video&MeetingID=2016&Format=Agenda

3. **City of Austin:** COVID-19 food funding. April 9, 2020 $15M RISE Fund and May through June 2020 Austin City Council items specify, in part, "Austin/Travis County residents." Archived Austin Meetings and Documents can be found online at "Council Meeting Information Center": https://www.austintexas.gov/department/city-council/council/council_meeting_info_center.htm

June 10, 2020 - Item 89

Authorize negotiation and execution of an agreement with The Cook's Nook to provide emergency food access for caregivers of students in Del Valle schools in an amount not to exceed $700,000 for the term June 15, 2020 through August 31, 2020. [May 26, 2020 Travis County amended Cook's Nook contract to $253K, renewals through Nov2020 (p. 7)]

"Prior Council Action: May 7, 2020 - Council approved Ordinance No. 20200507-057 amending the Fiscal Year 2019-2020 General Fund Emergency Reserve Fund (Ordinance No. 20190910-001) to appropriate an amount not to exceed $2,200,000 to support emergency food access for caregivers of students in Austin-area schools who are experiencing food shortages due to COVID-19; and declaring an emergency, on an 11-0 vote.

- May 7, 2020 - Council approved Resolution No. 20200507-058 authorizing the City Manager to take the actions necessary to allocate up to $2.2 million for caregiver meals to be delivered through Austin-area school district school meal distribution sites, and to discuss with additional local school districts and Travis County the coordination of caregiver meals to assist with COVID-19 public health precautions.
- For More Information: Stephanie Hayden, Director, 512-972-5010; Adrienne Sturrup, Assistant Director, 512-972-5167; Laura La Fuente, Contract Management Unit Manager, 512-972-5077; Lucy Thompson, Agenda Coordinator, 512-972-5045."

Item 82 - May 21, 2020

Authorize the ratification of an agreement with Central Texas Food Bank to provide direct relief food access to Austin/ Travis County residents impacted by COVID-19 in an amount not to exceed $2,000,000 for the term May 11, 2020 through September 30, 2020.

Item 57 - May 7, 2020

Approve an ordinance amending the Fiscal Year 2019-2020 General Fund Emergency Reserve Fund (Ordinance No. 20190910-001) to appropriate an amount not to exceed $2,200,000 to support emergency food access for caregivers of students in Austin-area schools who are experiencing food shortages due to COVID-19; and declaring an emergency. Council Sponsors: Council Member Kathie Tovo, Council Member Ann Kitchen, Council Member Natasha Harper-Madison, Mayor Steve Adler, Council Member Gregorio Casar.

Item 7 - May 7, 2020

Approve ratification of an agreement with Sustainable Food Center to provide food access points to low-income households in an amount not to exceed $112,541 for an eight-week term beginning April 5, 2020, with two, two-week extension options.

4. **Travis County:** Food funding continues, but Coleman did not state whether food access through the Cook's Nook will also provide service to the unincorporated areas of Travis County and/or Villages of San Leanna or Webberville. It should also be noted that June 4, 2020 the City of Austin approved $70M from CARES Act funding with $12M RISE social services and direct cash assistance. Criteria remains unchanged, so Travis County non-profits may apply once Austin Public Health posts the social services provider application. Past contracts directed providers to serve, in part, "immigrant communities" counter to CARES Act.

a. Relief: "The Austin City Council has finally voted on a spending framework for the more than $271 million in COVID-19 relief dollars. . . . By unanimous vote, $70-million will be spent on that direct aid, including rental assistance and direct payments to individuals. In late-April, council approved $15-million as part of the Relief In a State of Emergency, or RISE fund. Of that $70-million, $24-million will be spent specifically to help pay the rent of people impacted by the fallout from COVID-19."[7]

b. Recommendation: The City's relief includes Travis County. Use limited CDBG-CV funds on unmet needs. Any food contract should narrowly focus on North Austin/County donut holes (e.g., Dessau/Parmer, Samsung/Harris Branch, Manor, Pflugerville); County-funded Route 233-Colony Park (Black neighborhood); Capital Area Rural Transportation System ("CARTS") areas; and elders. The gray map fails to show how CDBG-CV funds may provide underserved areas with access to essential jobs and healthcare. June 3, 2018 St. David's Healthcare System Texas Enterprise Zone: Bus was eliminated; reductions improved MetroRail. Ranked #2 Travis County funds CARTS bus: Can CDBG-CV funds extend service to essential jobs and healthcare?

[7] KLBJ 99.7FM (2020, June 5). Austin approves small biz relief, goes big for individual residents. https://www.newsradioklbj.com/2020/06/05/austin-approves-small-biz-relief-goes-big-for-individual-residents/

Subject: Opposition to Travis County's $700,683 CDBG-CV Funding for Mental Health ($524K) and Duplicative Food ($137K) in light of African-Americans' Historic Economic Development Inequities and Transit Needs/ Job Access Needs

5. **Food: Cook's Nook.** Request Coleman do comparative analysis of Austin and Travis County COVID-19 food expenditures. Some funds went to farmers; others hot food/restaurants; other funds went to food banks/pantries. May 7, 2020 Item 7, $112,541 Sustainable Food Center: "Open new market sales opportunities for Central Texas farmers and ranchers that are losing a significant portion of their sales during the COVID-19 crisis. Provide revenue to locally-owned restaurants and keep Austinites' food dollars in the local food economy at a time when that is critically important. Increase food shopping options, particularly for low-income families, in Austin that are less crowded and require less travel than traditional full-service grocery stores." As noted earlier, other food funds feed Austin and Del Valle ISD students and caregivers while Texas Food Bank serves all. May 26, 2020 Travis County Agenda Item 15: On Consent, the Cook's Nook contract increased $93K with extension options through Nov2020. But what areas benefit? http://traviscountytx.iqm2.com/Citizens/SplitView.aspx?Mode=Video&MeetingID=2014&Format=Minutes

Item 15

Travis County Commissioners Court
Voting Session Agenda Request

Meeting Date: May 26, 2020

Agenda Language: Approve Modification No. 1 to Contract No. 4400005059, with Chisos Star, LLC dba The Cook's Nook, for Emergency Prepared Food Access Services.

Prepared By/Phone Number: Jean Liburd / (512) 854-4850, J. Lee Perry
Appointed Official: Bonnie S. Floyd, MBA, CPPO, CPPB, Purchasing Agent
Commissioners Court Sponsor(s): Commissioner Daugherty
Press Inquiries: Hector Nieto, PIO@traviscountytx.gov or (512) 854-8740

Background/Summary of Request and Attachments: On April 21, 2020 Commissioners Court approved the above contract in an effort to address the growing need in our community regarding Food Access, the City of Austin and Travis County staff along with a host of partners have crafted solutions regarding the provision of emergency prepared food for our community due to the impact of COVID-19.

This Modification No. One (1) amends the contract by renewing the term from June 1, 2020 through June 30, 2020 with an increase of the Not to Exceed amount from $160,000.00 to $253,000.00, an increase of $93,000.00. Furthermore, the Renewal Provision is deleted in its entirety and replaced with,

> *"Renewal Provisions - The Parties have options to renew this Contract for additional terms ending on November 30, 2020 (each a "Renewal Term"). The Initial Term and any Renewal Term shall be referred to as "Contract Term". Each Contract Term will be with the understanding that all terms and conditions remain unchanged and in full force and effect, unless this Contract is specifically amended pursuant to this Contract."*

Staff Recommendations: Travis County Health and Human Services recommends approval of this Modification No. 1 with Chisos Star, LLC dba The Cook's Nook.

Purchasing Comments: The Purchasing Agent confirms that the purchasing process complied with the County procedures and Texas statutes applicable to it. The department recommends approval of the requested action.

Issues and Opportunities: N/A

Previous Contract Expenditures: Within the last month $20,334.91 has been spent against this contract.

AGENDA REQUEST & BACKUP MATERIALS DEADLINE: Agenda requests and backup materials must be submitted in PDF format via email to agenda@traviscountytx.gov by **12 noon on Tuesday** in order to be considered for inclusion in the following week's voting session.

Revised 17-12-05, v8.0

Subject: Opposition to Travis County's $700,683 CDBG-CV Funding for Mental Health ($524K) and Duplicative Food ($137K) in light of African-Americans' Historic Economic Development Inequities and Transit Needs/ Job Access Needs

Attachment 1: COVID-19 Transfer Summary Table

Item	Emergency Reserve	Department Budgets	COVID-19 Operating Budget
FY 2020 Adopted Budget	$8,500,000	0	$0
March 10 Transfer	-$100,000	0	$100,000
March 24 Transfer	-$1,000,000	0	$1,000,000
March 31 Transfer	-$500,000	0	$500,000
April 14 Transfer	-$250,000	0	$250,000
April 21 Transfer	-$500,000	0	$500,000
American YouthWorks Contract (HHS)	$0	-$52,500	$52,500
Cook's Nook Contract (HHS)	$0	-$160,000	$160,000
Revised Budget	**$6,150,000**	**N/A**	**$2,562,500**
May 26 Transfer Request (pending)	-$1,000,000	$0	$1,000,000
May 26 Cook's Nook Contract Amendment (HHS) (pending)	$0	-$93,000	$93,000
Budget After Request	**$5,150,000**	**N/A**	**$3,655,500**

April 21th Cook's Nook, $160K Phases (p. 64): http://traviscountytx.iqm2.com/Citizens/FileOpen.aspx?Type=1&ID=1875&Inline=True
May 26, 2020 Travis County Commissioners Court Agenda: Cook's Nook $93K (p. 183); contract extension through Nov2020 (p. 265): http://traviscountytx.iqm2.com/Citizens/FileOpen.aspx?Type=1&ID=1882&Inline=True

6. **Rankings:** "Upon the release of CARES Act funding, the Travis County CDBG Office was informed on April 2, 2020 we would receive an additional $700,683 in **CDBG-CV funds to aid Travis County in the preparation, prevention, or response to COVID-19**" (June 9, 2020, Slide 10, p. 67/807). Based on extensive food funding allocated by the City of Austin, which includes Travis County, I oppose using CDBG-CV funding for food unless the allocation narrowly focuses on North Austin food desserts/ unincorporated areas and elders. Request HUD reject all four recommendations and compel Travis County (Coleman) to analyze COVID-19 funding allocated by the City of Austin and Travis County (April-June 2020) to determine needs, including food, then target outreach to require providers to demonstrate how they can meet COVID-19 needs. For mental health funding, Coleman failed to present a compelling reason for choosing the category that ranked last (#6). I addressed opposition but elaborate below.

Ranked #1: (Food). Narrowly focus CDBG-CV funds on elders and food desserts (e.g., Travis County donut holes in Austin).

Ranked #2: COVID-19 Testing. Commissioner Jeff Travillion (Pct 1) represents East Austin, Pflugerville, and Manor (Blacks and minorities, primarily). He noted Central Health clinic closures in the Eastern Crescent. Hence data showed whites had more cases, perhaps more were tested. Source: https://austonia.com/Coronavirus/austin-coronavirus-zip-code

- April 7, 2020 Whites: *Austonia* (Freer) reported, "Higher-income neighborhoods have more COVID-19 cases, but probably not for long," in part: "Last week, county data showed positive COVID-19 test results were more concentrated in the ZIP codes 78703 (Tarrytown), 78704 (Central-South Austin), 78705 (West Campus), 78731 (Northwest Hills) and 78746 (West Lake Hills and Rollingwood) than in other areas of Austin." March 11, 2016 Pres. Barack Obama had a private fundraiser in Tarrytown, wealthy white West Austin neighborhood. https://www.youtube.com/watch?v=EOEv1wRXwd8

April 15, 2020 Blacks: KXAN noted, "COVID-19 test sites opening in eastern Travis Co. to address racial disparities: CommUnityCare opted to close some of its clinics and temporarily consolidate clinic options on March 23 as a result of a shortage of personal protective equipment for clinic staff." Clinic closures impacted riders on County-funded Routes 233-Colony Park (Blacks), 237 Community First! Village (formerly homeless)/interlined Craigwood/FM 969 (Black neighborhood). The Eastern Crescent sites were restored. Subsequent data showed impacted Latinx communities. Request HUD compel Coleman to analyze COVID-19 testing disparities then create a new application to narrowly focus on unmet needs in CDBG-CV areas.

- "CommUnityCare's Hornsby Bend Health Center re-opened April 15 and resumed regular clinic hours from 8 a.m. to 5 p.m. Monday, Wednesday and Friday.
- CommUnityCare's Del Valle Health Center will re-open April 20 with modified hours, from 8 a.m. – 5 p.m. Monday and Tuesday.
- CommUnityCare plans to re-open health centers in Manor and Community First! Village (which offers permanent supportive housing for people exiting chronic homelessness) after the Del Valle Center is open."
https://www.kxan.com/news/clinics-covid-19-test-sites-opening-in-eastern-travis-co-to-address-racial-disparities/

Subject: Opposition to Travis County's $700,683 CDBG-CV Funding for Mental Health ($524K) and Duplicative Food ($137K) in light of African-Americans' Historic Economic Development Inequities and Transit Needs/ Job Access Needs

Ranked #3: Rent. Travis County increased assistance from one-third of fair market rent ($343) to 50%, from one-time assistance to three times through December 30, 2020, expanding income to 250% of Federal Poverty Income Guidelines using CARES Act Funding. Historically, Executive Director Sherri Fleming told the Court status is excluded which provides undocumented immigrants rent/mortgage assistance. The City's $1.2M RENT program also excluded the status question. In the June 4th $70M CARES Act Spending Framework, members sought more rental assistance. May 21, 2020 Travis County's $10M towards rental assistance helps renters "outside Austin City Limits," so this need appears to be met. Analysis would be needed to see where the unmet need may still exist. The CDBG-CV Application should then seek providers to address specific geographic rent needs.

April 15, 2020 I typed a fair market rent memorandum with recommendations and sent other ideas via email to the Court.
April 20, 2020 Health/Human Services Director Fleming replied. May 12, 2020 Travis County allocated $10M rental assistance.

From: **Sherri Fleming** <Sherri.Fleming@traviscountytx.gov>
Date: Mon, Apr 20, 2020 at 12:12 PM
Subject: RE: FY 2020 Fair Market Rent [Appendices A-C]_Re: Items 3c-3d: COVID-19_Six Rental/1-Month Lease-Mortgage Recommendations
To: Zenobia Joseph <apluswriters@gmail.com>, Sarah Eckhardt <Sarah.Eckhardt@traviscountytx.gov>, Gerald Daugherty <Gerald.Daugherty@traviscountytx.gov>, Brigid Shea <Brigid.Shea@traviscountytx.gov>, Jeffrey Travillion <Jeffrey.Travillion@traviscountytx.gov>, Margaret Gomez <Margaret.Gomez@traviscountytx.gov>
Cc: Diana Ramirez <Diana.Ramirez@traviscountytx.gov>, Kirsten Siegfried <Kirsten.Siegfried@traviscountytx.gov>, Sherri Fleming <Sherri.Fleming@traviscountytx.gov>

Hi Zenobia:
Thank you for your email. Staff will keep your suggestions in mind as we craft recommendations for the Commissioners Court going forward.
SF

Sherri E. Fleming, County Executive
For Travis County Health and Human Services
sherri.fleming@traviscountytx.gov
512-854-4101 (Office)
512-694-3198 (Mobile)

May 12, 2020 Travis County Commissioners Court Voting Session: $10M CARES Act Funding expanded rental assistance "outside the city limits of Austin" (*KVUE*, 2020).

RENT AND MORTGAGE ASSISTANCE

14

2020 FAIR MARKET RENTS		
	Proposed	Current
	100%	50%
One Bedroom	$1,134	$567
Two Bedroom	$1,356	$678
Three Bedroom	$1,763	$881.50
Four Bedroom	$2,128	$1,064

FREQUENCY	
Proposed	Current
• **Three times between start and December 30, 2020**	• Once per calendar year, or • Twice per calendar year for households that include elderly, disabled, or young children

Subject: Opposition to Travis County's $700,683 CDBG-CV Funding for Mental Health ($524K) and Duplicative Food ($137K) in light of African-Americans' Historic Economic Development Inequities and Transit Needs/ Job Access Needs

May 13, 2020 KVUE: "The rental assistance will be available to Travis County residents living outside the city limits of Austin. The allocated $10 million comes from the $61 million the county received from CARES Act. It will be at 250% of the Federal Poverty Income Guidelines (FPIG) with the intention that up to three months of 100% fair market rent or mortgage threatened foreclosure will be available."[8]

SINGLE ADULT	
Living Wage	$27,061
150% FPIG (current)	$19,140 (current)
200% FPIG (proposed)	$25,520
250% FPIG	**$31,900 (proposed)**
300% FPIG	$38,280

SINGLE ADULT, TWO CHILDREN	
Living Wage	$61,693
150% FPIG (current)	$31,580 (current)
200% FPIG (proposed)	$43,440
250% FPIG	**$54,300 (proposed)**
300% FPIG	$65,160

Ranked #4: Technology Access. Austin's $15M RISE Fund: Only Asian Family Support Services ($1M contract) specified technology (e.g., Chromebooks, phone with plan). Austin-Area Urban League ($500K, Blacks mainly): No cash or technology; rent, bills, food paid. Capital Metropolitan Transportation Authority and Austin ISD buses provide hot spots. Hence technology may still be a Travis County rural area need. $2M RISE Funds disbursed through Family Independence Initiative (noted earlier) failed to comply with state law. Lack of transparency: It is still unknown who received assistance, including total County residents who got help: $2K cash, rent. [FII funded more than 30 local groups; announced May 4 disbursement but GMZ Facebook posted "Out of funds" April 30]: https://www.kut.org/post/austin-created-15-million-pandemic-relief-fund-heres-how-access-some-money

Ranked #5: Homeless Shelters. 2018 Austin voters approved $250M affordable housing. Coleman did not discuss Travis County COVID-19 homeless needs but could analyze the need for homeless shelters to narrowly tailor a new CDBG-CV application.

> Austinites heartily approve $250M bond for affordable housing ...
> www.bizjournals.com › austin › news › 2018/11/07 › 2018-election-2...
> Nov 7, 2018 - 2018 election: **$250M affordable housing** bond heartily endorsed;
> Adler cruises to another term. Prop J, pushed by anti-CodeNext groups,

Ranked #6: Mental Health Access. Coleman recommended $524K for 3 mental health providers but did not state a compelling reason for prioritizing the last ranked category for ¾ of CDBG-CV funding, relying on an internal assessment with biased results.

7. **Economic Development:** There is no public transit to North Austin Texas Enterprise Zones despite Travis County and City tax breaks. "Seven companies are getting preferential tax treatment from the county, including Apple . . . and The Domain shopping center. The county's most expensive agreement is with Samsung; Travis County has rebated $65 million in property taxes to Samsung since 2009 . . . Those agreements will remain in effect during the moratorium," KUT reported July 31, 2019. The closest bus is a 3-mile walk to Samsung and no bus to essential jobs on FM 734/Parmer west of Samsung. Access to jobs would be ideal for CDBG-CV funds. *Local Govt. Code, Ch. 2303. Enterprise Zones* considers 3-month unemployment. May 21, 2020 Item 7 Austin City Council: Accruent's application created 10 new jobs $52K-$98K. Coleman could recognize this need and reissue a Request for Proposal narrowly focused on underserved job access/transit needs rather than doing business as usual.

[8] KVUE (May 13). Travis County Commissioners allocates $10M in rental and mortgage assistance. https://www.kvue.com/article/news/health/coronavirus/travis-county-rent-assistance-mortage/269-58267cb9-a189-4b10-a725-c72f2a220c6e

Subject: Opposition to Travis County's $700,683 CDBG-CV Funding for Mental Health ($524K) and Duplicative Food ($137K) in light of African-Americans' Historic Economic Development Inequities and Transit Needs/ Job Access Needs

June 3, 2018 The Domain bus was eliminated. Planners unilaterally shortlined 392-Braker to serve MetroRail, forcing 30-minute transfer. CARTS could connect bus riders to new Accruent jobs. For example, CARTS parks at Tech Ridge Park/Ride, perhaps Accruent could invest in shuttle or on-demand/Uber hybrid solution. *Local Govt. Code, Ch. 2303. Enterprise Zones* (excerpt):

"(c) For the purposes of this section, an economically disadvantaged individual is an individual who:

(1) was unemployed for at least three months before obtaining employment with the qualified business;

(2) receives public assistance benefits, including welfare payments or food stamps, based on need and intended to alleviate poverty;

(3) is a low-income individual, as defined by Section 101, Workforce Investment Act of 1998 (29 U.S.C. Section 2801(25));

(4) is an individual with a disability, as defined by 29 U.S.C. Section 705(20)(A);

(5) is an inmate, as defined by Section 498.001;

(6) is entering the workplace after being confined in a facility operated by or under contract with the Texas Department of Criminal Justice for the imprisonment of individuals convicted of felonies other than state jail felonies[.]"

Project Construction Estimated Completion
• June 2, 2025

Project Qualified Business Site
• 11500 Alterra Parkway, Suite 110, Austin, TX 78758

Enterprise Zone Project Specific Estimation Period
• June 1, 2020 – June 2, 2025

Employee Wages

- Total Number of Full-Time Jobs at the site. 346
- Total Number of Full-Time Jobs to be Retained for Program Benefit 346
- Total Number of Full-Time Jobs to be Created for Program Benefit **10**

Job Category	Number of Jobs (employed by company)	Number of Jobs (vendor or contract)	Average Annual Wages	Percent to be Locally Hired
General & Administration	87	0	$87,263.00	N/A
Information Technology	8	0	$51,857.00	N/A
Operations	122	0	$72,211.00	N/A
Research & Development	72	0	$96,586.00	N/A
Sales & Marketing	67	0	$72,403.00	N/A
Total	**356**	**0**	**$80,397.00**	**N/A**

Note:

1. This project is located **outside of the zone**, and therefore the company commits that at least **35%** of their new employees (new permanent jobs) will meet economically disadvantaged, enterprise zone residence or veteran requirements.
2. The wages seen in the diagram above are base wages only.
3. Employees benefits received are as follows: Health Insurance, Health Care and Dependent Care, Flexible Spending Accounts, Health Savings Account (HSA), Disability and Life Insurance, 401(k) Retirement Plan, Employee Share Purchase Plan (ESPP), Time Away Program, Wellness Programs and Work and Life Balance.

Maximum Estimated State Sales & Use Tax Refund

- $1,250,000
- The State of Texas computes its Maximum Potential Refund based upon a company's Capital Investment, Number of Jobs Created and/or Retained up to 500, and the Maximum Refund per Job Allocation ($2,500 per job for a Single Enterprise Project Designation).

May 7, 2020 - Accruent: https://www.austintexas.gov/edims/document.cfm?id=340031

8. **Closing:** "Austin is Most Economically Segregated Metro Area" (*Texas Tribune*, 2015). Commissioner Travillion asked about Historically Underutilized Businesses as a criterion, but Coleman explained HUD prohibits. Using historical data and transit results to craft a revised CDBG-CV application could yield project recommendations more aligned with community needs. Putting information on the free KAZI Black radio station Community Calendar, KUT, and churches may also yield greater results. Prior CDBG transit survey data should be included. Mental health ranked last with no COVID-19 connection emphasized which does not justify $2,500 per person and only $58 for food. I appreciate your time and consideration, and urge HUD to reject Travis County's four proposed CDBG-CV projects based on extensive research herein. Point of contact is the undersigned. ~Thanks.

Very respectfully,

Zenobia C. Joseph

Zenobia C. Joseph
e: zcjsph@aol.com

Spring Public Hearing Ads/Notices

Travis County Health and Human Services
P.O. Box 1748, Austin, Texas 78767
(512) 854-4100 Fax (512) 854-4115

TRAVIS COUNTY COMMUNITY DEVELOPMENT BLOCK GRANT (CDBG)

Public Hearing
To Help Identify Community Needs in Travis County

Travis County invites the public to attend a public hearing where residents will have an opportunity to present community needs and recommend projects for Community Development Block Grant (CDBG) funds for usage in the Villages of San Leanna and Webberville and the unincorporated areas of Travis County. The information collected will help guide the selection of CDBG projects for the Program Year 2020 (October 2020-September 2021).

The CDBG program is funded by the United States Department of Housing and Urban Development (HUD) to benefit Travis County low- to moderate-income residents who live outside any city limit or in the Villages of Webberville and San Leanna. The program supports community development activities aimed at revitalizing neighborhoods, improving affordable housing options, and providing improved community facilities and services. For program year 2020, Travis County anticipates to receive an estimated $1,163,952.

The Public Hearing is scheduled for **Tuesday, March 24, 2020 at 9:00 AM**
at Travis County, Commissioners Courtroom, 700 Lavaca, Austin, TX.

Beginning March 2, 2020, those who cannot attend the public hearing, and want to provide information about their community needs, will have an opportunity to provide their input in writing by filling out a Participation Form (survey). This form will be available electronically at the Travis County CDBG website www.traviscountytx.gov/CDBG, or a paper copy can be mailed by calling 512-854-3460. Alternately, neighborhood groups located in the CDBG service area that would like to discuss their needs in more detail, may contact the CDBG Office to request a meeting.

For more information about how to access the survey or request a meeting, go the CDBG Participate page at: https://www.traviscountytx.gov/health-human-services/cdbg/participate or call 512-854-3460.

Travis County is committed to compliance with the Americans with Disabilities Act (ADA) and Section 504 of the Rehabilitation Act of 1973, as amended. Reasonable modifications and equal access to communications will be provided upon request. Please call 512-854-3460 for assistance. To request that an American Sign Language or Spanish interpreter be present at the public hearing, please contact CDBG staff at least five business days in advance.

Travis County Health and Human Services
P.O. Box 1748, Austin, Texas 78767
(512) 854-4100 Fax (512) 854-4115

EL PROGRAMA DE SUBSIDIOS GLOBALES DE DESARROLLO COMUNITARIO (CDBG) DEL CONDADO DE TRAVIS

Audiencia Pública
Para Solicitar Su Ayuda Identificando Necesidades Comunitarias en el Condado de Travis

El Condado de Travis invita al público a participar en una audiencia pública donde residentes tendrán la oportunidad de identificar necesidades comunitarias y recomendar proyectos para el uso de los fondos del Programa de Subsidios Globales de Desarrollo Comunitario (CDBG) que se enfoca en los pueblos de San Leanna y Webberville y las áreas no incorporadas del condado de Travis. La información recaudada durante la audiencia ayudará guiar la selección de proyectos CDBG para el Año Programático 2020 (desde octubre de 2020 a septiembre de 2021).

El Programa de CDBG recibe fondos del Departamento de Vivienda y Desarrollo Urbano de los EE.UU. para beneficiar a residentes de bajo y medianos ingresos que viven en los pueblos de San Leanna y Webberville o en las otras áreas no incorporadas del condado de Travis. El programa apoya actividades de desarrollo comunitarias que tienen como propósito revitalizar comunidades, mejorar opciones de viviendas, y proporcionar servicios e instalaciones comunitarias mejoradas. Para el Año Programático 2020, el Condado de Travis anticipa recibir un estimado de $1,163,952 en fondos CDBG.

La Audiencia Pública se llevará acabo el **martes, 24 de marzo de 2020 a las 9:00 AM**
en Travis County, Commissioners Courtroom, 700 Lavaca, Austin, TX.

A partir del 2 de marzo de 2020, aquellos que no pueden asistir a los foros, y que quieren proveer información acerca de necesidades comunitarias, pueden participar llenando una Planilla de Participación. La planilla estará disponible en la página web (https://www.traviscountytx.gov/health-human-services/cdbg/participate), o puede solicitar que se le envíe una planilla por correo llamando al 512-854-3460. Alternativamente, grupos de vecindarios localizados dentro del área de servicio del programa CDBG que desean presentar sus necesidades comunitarias en más detalle, pueden comunicarse con la oficina CDBG y solicitar una reunión.

Para más información acerca de cómo obtener la planilla o para pedir una reunión, por favor ir a la página web "CDBG Participate" (https://www.traviscountytx.gov/health-human-services/cdbg/espanol/participe) o llame al 512-854-3460.

El Condado de Travis está comprometido a cumplir con la Ley de Americanos con Discapacidades (ADA) y con la Sección 504 de la Ley de Rehabilitación de 1973, según su enmienda. Al solicitarlo, se proporcionarán modificaciones razonables e igual acceso a comunicaciones. Si necesita ayuda, por favor llame al 512-854-3460. Para solicitar que un intérprete de Lenguaje Americano por Signos (American Sign Language) o en español esté presente durante la audiencia pública, por favor comunicares con personal de CDBG al menos cinco (5) días de negocio antes de la fecha de la audiencia.

Needs Assessment Surveys

Travis County Community Development Block Grant (CDBG)
Community Needs Survey

Thank you for telling us about community needs for low- and moderate-income families, persons with disabilities, seniors, and youth who live in *unincorporated Travis County or the Villages of San Leanna or Webberville*. Your input will be used to help develop Travis County's annual action plans for the approximately $1.2 million in annual Community Development Block Grant (CDBG) funding from the U.S. Department of Housing and Urban Development (HUD). It will also help inform other Travis County departments about needs in these areas of the county. A summary of all input received for each planning year will be included in each CDBG Action Plan, posted online at http://www.traviscountytx.gov/cdbg.

1. **What neighborhood or part of Travis County are you telling us about today? What is the zip code?**

   _____ Zip Code: _____

2. **Do you live in this neighborhood or area?** YES / NO

3. **Do you represent a neighborhood or community group?** YES / NO

   If so, what group? _____

4. **What are the greatest needs in your neighborhood or community? (Check all that apply.)**

Populations with Specialized Needs

_____ Housing for residents with special needs

_____ Domestic violence prevention & services

_____ HIV/AIDS supportive services

_____ Alcohol or substance use services

_____ Mental health services and counseling

_____ Services for seniors or disabled persons

Public Buildings & Facilities

_____ Health care clinics/services

_____ Public parks

_____ Homeless shelters / facilities

_____ Recreation centers

_____ Neighborhood or community centers

Community Services

_____ Banking services

_____ Childcare for children under age 5

_____ Affordable afterschool care or summer care for children ages 5 and above

_____ Youth services for older children & teens

_____ Job training services/job opportunities

_____ Help avoiding eviction or foreclosure

_____ Help avoiding discrimination in renting or buying housing

_____ English language learning services

_____ Literacy/Adult Basic Education

_____ Food pantries

_____ Public transit

Infrastructure

_____ Grocery stores/healthy food options

_____ Disaster preparedness (for wildfire or flood)

_____ Street improvements

_____ Sidewalks, curbs, or gutters

_____ Street lighting

_____ Improved street drainage

_____ Water and sewer improvements

_____ Access to the internet

Business & Jobs

_____ Small business loans

Housing

_____ Affordable housing (to rent)

_____ Affordable housing (to buy)

_____ Transitional housing

_____ Home repair

_____ Mobile home replacement

_____ Home energy efficiency improvements

_____ Septic system repair

_____ Lead-based paint hazards

Other needs? (Please describe)

_____

5. Of the needs you checked above, please list the top three. (1 = most important)

1. _____
2. _____
3. _____

6. Do you have ideas for projects or programs that would help your community? Please be specific.

_____

7. What other comments, questions, or concerns would you like to share?

_____

If you would like to receive updates about CDBG events, please give us your contact information:

Name: _____

Address: _____ Zip Code: _____

Email: _____ Phone: _____

For more information, please visit www.traviscountytx.gov/cdbg or contact us at (512) 854-3460 or cdbg@traviscountytx.gov. Please turn in completed surveys at any Travis County Community Center or mail them to: Travis County CDBG, P.O. Box 1748, Austin, TX 78767. ***THANK YOU!***

Subsidio Global para el Desarrollo Comunitario (CDBG) del Condado de Travis Encuesta de Participación Comunitaria

Gracias por comunicar con nosotros acerca de las necesidades comunitarias de familias con ingresos bajos a mediados, personas descapacitadas, personas mayores, y juventud quienes viven en *las áreas no incorporadas del Condado de Travis o en los Pueblos de San Leanna o Webberville*. Tu aportación se usará para ayudar desarrollar los planes anuales del Condado de Travis para el uso de aproximadamente $1.2 millones en fondos anuales de Subsidio Global para el Desarrollo Comunitario (CDBG, cifras en inglés) del Departmento de Vivienda y Desarrollo Urbano de los E.U. (HUD, cifras en inglés). También ayudará informar a otros departamentos del Condado de Travis acerca de las necesidades en éstas áreas del condado. Un resumen de toda la aportación recibida durante cada año de planificación será incluído en al Plan de Acción anual de CDBG, el cual será publicado en http://www.traviscountytx.gov/cdbg.

1. **¿Acerca de cuál vecindario o acerca de qué parte del Condado de Travis nos está comunicando hoy? ¿Cuál es el código postal?**
   _____ Código postal: _____

2. **¿Usted vive en este vecindario o área?** SI / NO

3. **¿Usted representa un vecindario o grupo comunitario?** SI / NO

   ¿Cuál grupo? _____

4. **¿Cuales son las necesidades más urgentes de su vecindario o comunidad? (Escoja todos los que apliquen.)**

Población con Necesidaded Especiales

_____ Vivienda para residentes con necesidades especiales

_____ Servicios para la Prevención de Violencia Doméstica

_____ Servicios acerca de HIV/AIDS

_____ Servicios acerca del uso de alcohol y sustancias

_____ Servicios acerca de salud y consejería mental

_____ Servicios para personas mayores y personas descapacitadas

Edificios e Instalaciones Públicas

_____ Clínicas/servicios de salud

_____ Parques públicos

_____ Refugios/facilidades para desamparados

_____ Centros de recreación

_____ Centros comunitarios o vecindarios

Servicios de Comunidad

_____ Servicios de banco

_____ Cuidado para niños menores de 5 años de edad

_____ Cuidado después de la escuela o durante el verano para niños de 5 años o más

_____ Servicios para niños mayores o adolescentes

_____ Entrenamiento/oportunidades de trabajo

_____ Ayuda para prevenir el desalojo o juicio hipotecario

_____ Ayuda para evitar la discriminación cuando alquilando o comprando vivienda

_____ Servicios para aprender inglés

_____ Alfabetismo/educación vásica para dultos

_____ Despensas de comida

_____ Transportación pública

Infraestructura

_____ Supermercados/opciones para comida saludable

_____ Preparación para desastres (incendios forestales e inundaciones)

_____ Mejoramientos de carreteras

_____ Aceras, bordillos, y canales

_____ Iluminación de calles

_____ Mejoramientos de drenaje en las carreteras

_____ Mejoramientos de agua y alcantarilla

_____ Acceso a servicios de internet

Negocios y Empleos

_____ Préstamos para negocios pequeños

Vivienda

_____ Vivienda asequible (para alquilar)

_____ Vivienda asequible (para comprar)

_____ Vivienda transitoria

_____ Reparación de casas

_____ Reemplazo de casas manufacturadas

_____ Mejoramientos a casas acerca de eficiencia de energía

_____ Reparación de sistemas sépticos

_____ Peligros de pintura a base de plomo

¿Otras necesidades? (Por favor describir.)

_____

5. ¿De las necesidades que marcó arriba, favor de notar cuáles son las 3 más importantes. (1 = más importante)

1. _____
2. _____
3. _____

6. ¿Tiene ideas para proyectos o programas que pueden ayudar a su comunidad? Favor de especificar.

_____

7. ¿Cuáles otros comentarios, preguntas, o preocupaciones quisiera comunicar?

_____

Si desea recibir las últimas noticias acerca de eventos de CDBG, favor de proveer su información:

Nombre: _____

Dirección: _____ Código postal: _____

Email: _____ Teléfono: _____

Para más información, favor de visitar: www.traviscountytx.gov/cdbg, o comuníquese al (512) 854-3460 ó cdbg@traviscountytx.gov. Después de completar la encuesta, favor de entregarla a cualquiera de los Centros Comunitarios del Condado de Travis o envíela por correo a:
Travis County CDBG, P.O. Box 1748, Austin, TX 78767

¡GRACIAS!

Travis County Community Development Block Grant (CDBG)
Community Needs Survey – Organizations

Each year, Travis County receives approximately $1.2 million in Community Development Block Grant (CDBG) funding from the U.S. Department of Housing and Urban Development (HUD). These funds support housing, community development, and/or public service projects to benefit low- and moderate-income families, persons with disabilities, seniors, and youth who live in *unincorporated Travis County or the Villages of San Leanna or Webberville*. The work your organization does in our community gives you a perspective and expertise that can help inform Travis County's use of these funds. Your input will be used to help develop Travis County's annual action plans for the CDBG program and to help inform other Travis County departments about needs in these areas of the county. A summary of all input received for each planning year will be included in each CDBG Action Plan, posted online at http://www.traviscountytx.gov/cdbg.

1. What kind of organization do you represent? (Please check one.)

___Non-profit organization ___Government ___For-profit business ___Faith-based organization

2. Name of the organization: _____

3. Which of the following applies to the services the organization provides? (Check all that apply.)

___ Housing

___ Services – children

___ Services – digital literacy/broadband access

___ Services – food access or hunger

___ Services – elderly persons

___ Services – persons with disabilities

___ Services – persons with HIV/AIDS

___ Services – alcohol or substance use

___ Services – victims of domestic violence

___ Services – homeless

___ Services – health

___ Services – education

___ Services – employment

___ Services – fair housing

___ Health agency

___ Mental health agency

___ Child welfare agency

___ Disaster preparedness/response

___ Regional organization

___ Planning organization

___ Business leaders

___ Civic leaders

Other? (Please describe)

_____

4. For this question, please think about communities in unincorporated Travis County and the Villages of San Leanna and Webberville. What are the greatest needs in those areas? (Check all that apply.)

Populations with Specialized Needs

_____ Housing for residents with special needs

_____ Domestic violence prevention & services

_____ HIV/AIDS supportive services

_____ Alcohol or substance use services

_____ Mental health services and counseling

_____ Services for seniors or disabled persons

Public Buildings & Facilities

_____ Health care clinics/services

_____ Public parks

_____ Homeless shelters / facilities

_____ Recreation centers

_____ Neighborhood or community centers

Infrastructure

_____ Grocery stores/healthy food options

_____ Disaster preparedness (for wildfire or flood)

_____ Street improvements

_____ Sidewalks, curbs, or gutters

_____ Street lighting

_____ Improved street drainage

_____ Water and sewer improvements

_____ Access to the internet

Community Services

_____ Banking services

_____ Childcare for children under age 5

_____ Affordable afterschool care or summer care for children ages 5 and above

_____ Youth services for older children & teens

_____ Job training services/job opportunities

_____ Help avoiding eviction or foreclosure

_____ Help avoiding discrimination in renting or buying housing

_____ English language learning services

_____ Literacy/Adult Basic Education

_____ Food pantries

_____ Public transit

Business & Jobs

_____ Small business loans

Housing

_____ Affordable housing (to rent)

_____ Affordable housing (to buy)

_____ Transitional housing

_____ Home repair

_____ Mobile home replacement

_____ Home energy efficiency improvements

_____ Septic system repair

_____ Lead-based paint hazards

Other needs? (Please describe)

_____

OR: _____ I don't know about needs in these geographic areas.

5. Of the needs you checked above, please list the top three. (1 = most important.)

1. _____

2. _____

3. _____

6. Does the organization provide services:

- **In unincorporated Travis County or the Villages of San Leanna and Webberville?** YES / NO
- **To residents who live in those areas?** YES / NO

If the answer to either question was "no," why? What challenges does the organization face in serving those areas and/or residents?

_____

_____

7. What are your ideas for projects or programs that would help residents in these areas? Please be specific.

_____

_____

8. What opportunities for increased communication, collaboration, or coordination with the Travis County CDBG program would you like to see? (Please keep in mind that the program must benefit low- to moderate-income residents of unincorporated Travis County and/or the Villages of San Leanna and Webberville. Please consider all types of collaboration [information sharing, specific projects, policy development, participation in working groups, etc.].)

_____

_____

9. What other comments, questions, or concerns would you like to share?

_____

If you would like to receive updates about CDBG events, please give us your contact information:

Name: _____

Address: _____ Zip Code: _____

Email: _____ Phone: _____

For more information, please visit www.traviscountytx.gov/cdbg or contact us at (512) 854-3460 or cdbg@traviscountytx.gov. ***THANK YOU!***

Action Plan Public Comment Period Ads/Notices

Travis County Health and Human Services
P.O. Box 1748, Austin, Texas 78767
(512) 854-4100 Fax (512) 854-4115

TRAVIS COUNTY COMMUNITY DEVELOPMENT BLOCK GRANT (CDBG)

Invitation to Comment on the PY20 Action Plan

Travis County is eligible to receive an estimated $1,163,952 in Community Development Block Grant (CDBG) funds from the U.S. Department of Housing and Urban Development (HUD) to benefit Travis County low- to moderate-income residents who live in the unincorporated areas of the county or the Villages of San Leanna and Webberville. The funds are for Program Year 2020 (PY20), October 1, 2020 to September 30, 2021. An Annual Action Plan has been drafted detailing how the funds will be spent in PY20.

You can comment on the proposed PY20 Action Plan by attending the public hearing or by sending your comments in writing via postal mail or e-mail.

Comment Period and Draft Document

Comments will be accepted for 30 days **beginning June 24, 2020 at 8:00 a.m. and ending July 24, 2020 at 5:00 p.m.** Beginning June 24, 2020, a draft of the proposed Action Plan and a related summary will be available for download on the Travis County CDBG webpage at https://www.traviscountytx.gov/health-human-services/cdbg or available for review at any of the seven Travis County Community Centers listed below:

Travis County Community Center at Del Valle	3518-D FM South 973, Del Valle, TX 78617
Travis County Community Center at Pflugerville	15822 Foothills Farm Loop, Bldg. D, Pflugerville, TX 78660
Travis County Community Center at Oak Hill	8656-A Hwy 71 W., Suite A, Austin, TX 78735
Travis County Community Center at Jonestown	18649 FM 1431, Jonestown, TX 78645
Travis County Community Center at Manor	600 W. Carrie Manor, Manor, TX 78653
Travis County Community Center at Palm Square	100 N. IH-35, Suite 1000, Austin, TX 78701
Travis County Community Center at Post Road	2201 Post Road, Suite 101, Austin, TX 78704

Public Hearing

The public can provide comments by attending the Public Hearing scheduled for **Tuesday, July 14, 2020 at 9:00 a.m.** at Travis County Commissioners Courtroom, 700 Lavaca, Austin, TX, 78701.

Mailing Your Comments

The public can also mail their comments to: CDBG Program, Travis County, HHS, P.O. Box 1748, Austin, TX 78767 or e-mail them to the CDBG program at cdbg@traviscountytx.gov.

Travis County is committed to compliance with the Americans with Disabilities Act (ADA) and Section 504 of the Rehabilitation Act of 1973, as amended. Reasonable modifications and equal access to communications will be provided upon request. Please call 512-854-3460 for assistance. To request that an American Sign Language or Spanish interpreter be present at the public hearing, please contact CDBG staff at least five business days in advance.

Travis County Health and Human Services
P.O. Box 1748, Austin, Texas 78767
(512) 854-4100 Fax (512) 854-4115

EL PROGRAMA DE SUBSIDIOS GLOBALES DE DESARROLLO COMUNITARIO (CDBG) DEL CONDADO DE TRAVIS

Invitación Para Comentar Sobre el Plan de Acción AP20

El Condado de Travis está calificado para recibir una suma estimada de $1,163,952 en fondos del Programa de Subsidio Globales para el Desarrollo Comunitario (CDBG) del Departamento de Vivienda y Desarrollo Urbano de los Estados Unidos (HUD) destinados a beneficiar residentes de ingresos bajos o medianos que residen en las áreas no incorporadas del condado o en los pueblos de San Leanna y Webberville. Los fondos son para el año programático de 2020 (AP20), el cual cubre desde el 1 de octubre de 2020 al 30 de septiembre de 2021. Un plan de acción anual ha sido redactado detallando cómo se usarán los fondos durante el AP20.

Usted puede comentar sobre el Plan de Acción propuesto para AP20 atendiendo la audiencia pública o sometiendo sus comentarios por escrito por correo postal o através de correo electrónico (e-mail).

Período de Comentario y Documento Preliminar

Los comentarios públicos se aceptarán por un período de 30 días a partir del 24 de junio de 2020 a las 8:00 a.m. hasta el 24 de julio de 2020 a las 5:00 p.m. A partir del 24 de junio de 2020, borradores del plan de acción y un resúmen serán disponibles para descargar en la página de internet de CDBG del Condado de Travis en https://www.traviscountytx.gov/health-human-services/cdbg/espanol, o en uno de los siguientes siete centros comunitarios del Condado de Travis:

Travis County Community Center at Del Valle	3518-D FM South 973, Del Valle, TX 78617
Travis County Community Center at Pflugerville	15822 Foothills Farm Loop, Bldg. D, Pflugerville, TX 78660
Travis County Community Center at Oak Hill	8656-A Hwy 71 W., Suite A, Austin, TX 78735
Travis County Community Center at Jonestown	18649 FM 1431, Jonestown, TX 78645
Travis County Community Center at Manor	600 W. Carrie Manor, Manor, TX 78653
Travis County Community Center at Palm Square	100 N. IH-35, Suite 1000, Austin, TX 78701
Travis County Community Center at Post Road	2201 Post Road, Suite 101, Austin, TX 78704

Audiencia Pública

El público puede presentar sus comentarios asistiendo a cualquiera de dos audiencias públicas planificadas para el **martes, 14 de junio de 2020 a las 9:00 AM** en Travis County Commissioners Court, ubicado en 700 Lavaca, Austin, TX 78701.

Envío de Comentarios

El público puede enviar sus comentarios por correo postal a la dirección: CDBG Program, Travis County HHS P.O. Box 1748, Austin, TX 78767 o por e-mail a: cdbg@traviscountytx.gov.

El Condado de Travis está comprometido a cumplir con la Ley de Americanos con Discapacidades (ADA) y con la Sección 504 de la Ley de Rehabilitación de 1973, según su enmienda. Al solicitarlo, se proporcionarán modificaciones razonables e igual acceso a comunicaciones. Si necesita ayuda, por favor llame al 512-854-3460. Para solicitar que un intérprete de Lenguaje Americano por Signos (American Sign Language) o en español esté presente durante la audiencia pública, por favor comunicares con personal de CDBG al menos cinco (5) días de negocio antes de la fecha de la audiencia.

Appendix B

PY20 Projects & Alternate Projects

OVERVIEW OF PROJECT SELECTION PROCESS

Project Submission Process

Residents and organizations had the opportunity to provide input by (1) attending a public hearing in March 2020, and/or (2) completing a Needs Assessment survey. In addition, residents were invited to request and/or attend neighborhood or community meetings, and organizations were invited to participate in consultation meetings with CDBG staff. Information collected helped determine needs for the PY20 Action Plan, as well as projects for PY20.

Project Scoring Matrix

Travis County CDBG staff considered and weighed all potential projects identified by the public. First, the CDBG Office staff assessed whether potential projects met one of HUD's national objectives, were eligible CDBG activities, and were feasible to complete in a timely manner.

Second, CDBG staff further evaluated the projects according to the following criteria:

- **Addresses a high priority goal of the Strategic Plan**: Projects addressing one of the high priority categories identified in the strategic (consolidated) plan are given a priority (see Figure 1 below.)

Figure 1. Priorities per the PY19-23 Consolidated Plan

Category	Priority
Infrastructure	High
Housing	High
Community Services	Low
Populations with Specialized Needs	Low
Public Buildings and Facilities	Low
Business and Jobs	Low

- **Feasibility of project:** Projects that have the ability to be implemented and completed within 18 months receive a more favorable review. Phased projects for which 12-18 months of work would leave an incomplete project with little to no impact are considered with less priority.
- **Impacts a significant number of households**: Project scope and the number of persons benefiting are considered to determine the level of project impact.
- **Benefit to low/moderate-income persons**: Projects that benefit low- and moderate-income households receive a more favorable review.
- **Leverages/matches with funding from another source:** Projects that utilize other funds (federal, state, local, private) and public/private joint efforts receive a more favorable review.

After using the scoring matrix to identify recommended projects, projects were evaluated from the perspective of the Central Texas Assessment of Fair Housing to determine if the project will address at least one of the fair housing action items it identified for Travis County. If so, it may be prioritized over a project that does not.

In addition, the Action Plan includes approved alternate projects. This allows for the pre-planning of unforeseen incidents and allows the CDBG program to utilize the funds in a timely manner toward pre-identified alternate projects. Resources, including time and money, that would otherwise be used to add or delete projects through the customary Substantial Amendment process described in the Citizen Participation Plan can be saved.

PROJECTS

Project #1: Forest Bluff Street Improvements, Phase 2 - $565,700

Project Description: Removal and replacement of existing sidewalks, driveways, intersection sidewalk ramps, and pavement overlay to achieve ADA compliance, and repair right-of-way to acceptable standards for County maintenance. This project has been phased over multiple program years. PY19 funds included design and environmental review. PY20 funding would include construction for three of the five proposed streets to be improved.

The improvements impact an estimated 2,875 individuals, of which 80.70% are considered low- to moderate-income. The project will be completed in multiple phases. The first phase, including design services and environmental review, was funded with PY19 funds. Construction will be phased over several years, depending upon future allocations and prioritization of construction projects, with the first three streets slated to be completed using PY20 funds.

The project supports construction on the following streets:

- Arizona Oak-estimated $209,100
- Bigelow and Catsby-estimated $181,500
- Delta Post-estimated $175,100
- English Ave-estimated $124,000
- Stave Oak-estimated $175,900

Figure 2. Project #1—General Project Information	
CDBG Funding	$565,700
Leverage Funding	N/A
Program Delivery	Travis County Transportation and Natural Resources Department
Program Oversight	Travis County Health and Human Services
Estimated Start/Completion Date	October 1, 2020 – September 30, 2021
Location	Forest Bluff, see Map 1.

Figure 3. Project #1—Priority & Performance Measurement Information (HUD–prescribed)			
Priority Need Category	Infrastructure	**Project**	Street Improvements
Eligible Activity	Street Improvements	**Outcome Category**	Sustainability
Objective Category	Suitable Living Environment	**Specific Objective**	Improve quality of public infrastructure for lower-income persons
Citation	§570.201(c)	**Accomplishment**	2,875 individuals
Eligibility	LMA	**Matrix Code**	03 K Street Improvements
Priority in the PY19-23 Strategic Plan	High	**Travis County SAP #**	TBD

Map 1. Forest Bluff Subdivision Improvements

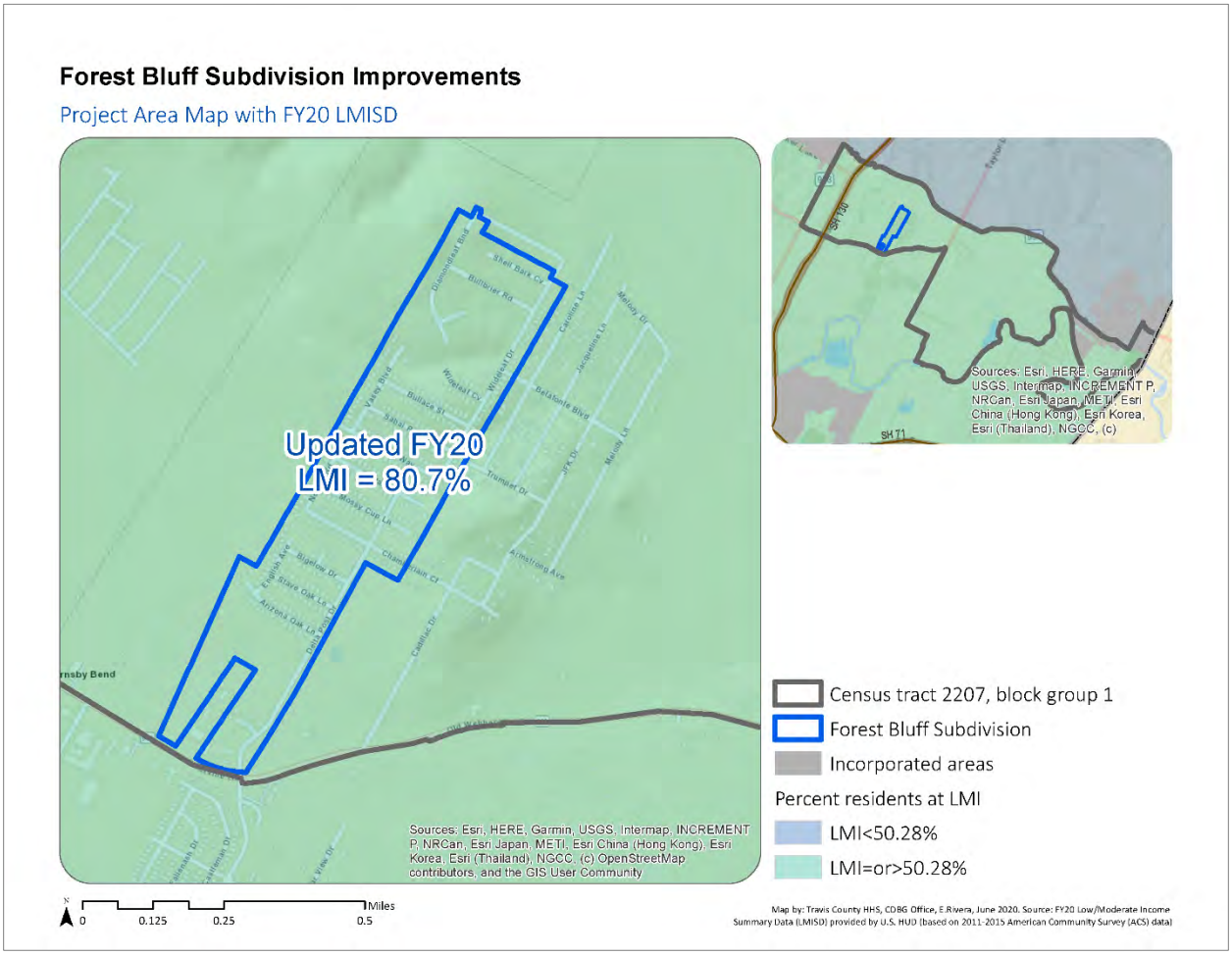

Project #2: Kennedy Ridge Wastewater Improvements, Phase 2 - $387,033

Project Description: Improvements to divert a portion of the wastewater system with a new low pressure sewer main which would avoid the high elevations of the Kennedy Ridge Estates Subdivision Sections 1 and 2, reducing static pressure at the individual sewer services. This project has been phased over multiple program years. PY19 funds included design and environmental review. PY20 funding would include the first phase of construction.

The improvements impact an estimated 2,875 individuals, of which 80.70% are considered low- to moderate-income. The project will be completed in multiple phases. The first phase, including design services and environmental review, is being funded with PY19 funds. Construction will be phased over several years, depending upon future allocations and prioritization of construction projects, starting with this PY20 funding.

Figure 4. Project #2—General Project Information	
CDBG Funding	$387,033
Leverage Funding	N/A
Program Delivery	Travis County Transportation and Natural Resources Department
Program Oversight	Travis County Health and Human Services
Estimated Start/ Completion Date	October 1, 2020 – September 30, 2021
Location	Kennedy Ridge, see Map 2.

Figure 5. Project #2—Priority & Performance Measurement Information (HUD–prescribed)			
Priority Need Category	Infrastructure	**Project**	Wastewater Improvements
Eligible Activity	Wastewater Improvements	**Outcome Category**	Sustainability
Objective Category	Suitable Living Environment	**Specific Objective**	Improve quality of public infrastructure for lower income persons
Citation	§570.201(c)	**Accomplishment**	2,875 individuals
Eligibility	LMA	**Matrix Code**	03 J Water/Sewer Improvements
Priority in the PY19-23 Strategic Plan	High	**Travis County SAP #**	TBD

Map 2. Kennedy Ridge Wastewater System Improvements

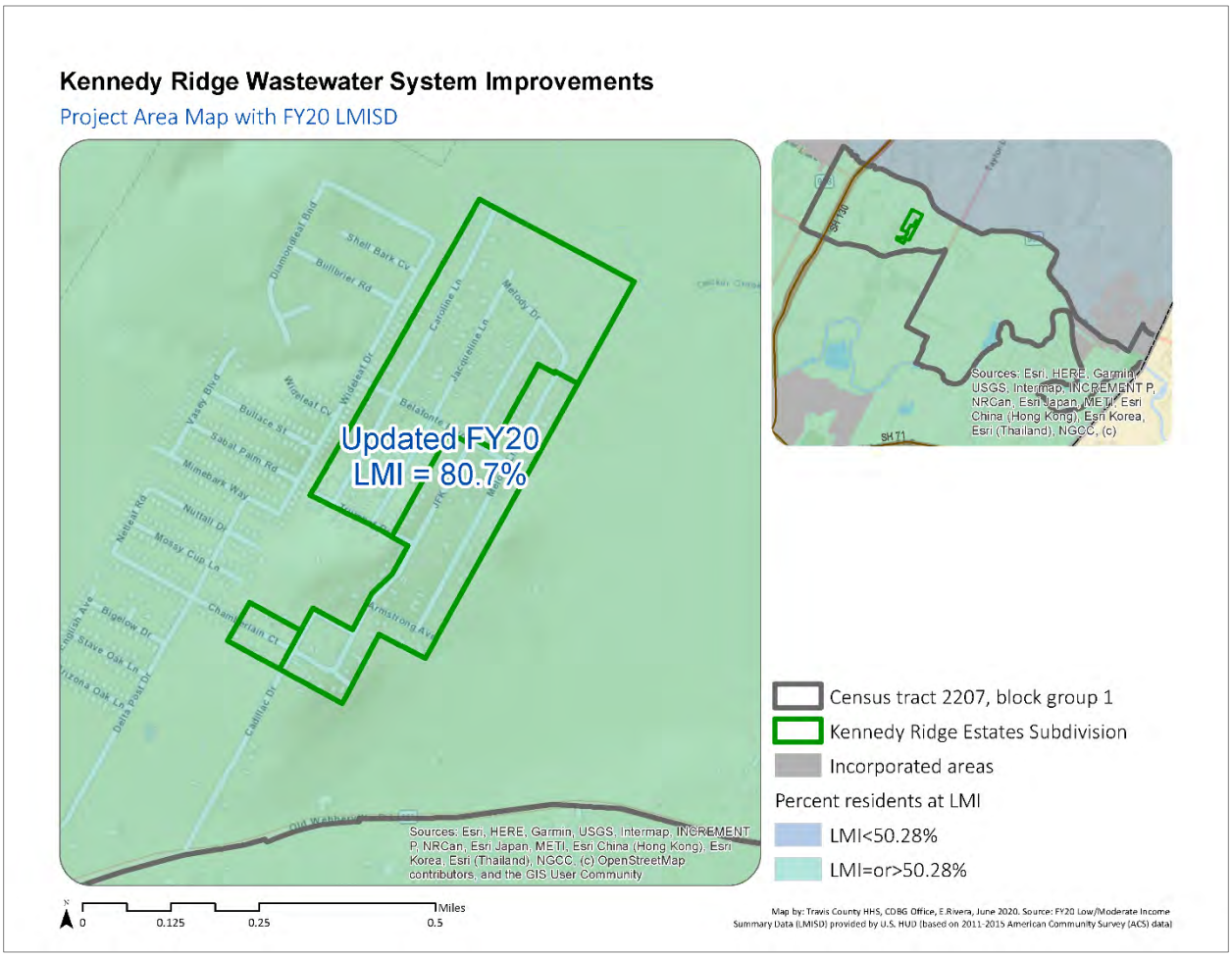

Project #3: Administrative & Planning Expenses – $238,183

Project Description: The funds allocated for administration will pay for the operating expenses associated with the grant including office supplies, training, contracted services, rule interpretation, fair housing activities, membership, action plan, annual report, reporting, and other business-related expenses. Additionally, the project funds grant administration, partially funds two CDBG Senior Planners (at 60% and 79%), and a full-time Administrative Associate. These positions are responsible for planning and policy development, project development, action plan and annual report development, monitoring and reporting, and other tasks relating to administration and planning.

Figure 6. Project #3 - General Project Information	
CDBG Funding	$238,183
Leverage Funding	Travis County General Fund estimated $120,000
Program Delivery	Travis County Health and Human Services
Program Oversight	Travis County Health and Human Services
Expected Start/Completion Date	October 1, 2020 - September 30, 2021
Location	Not Applicable

Figure 7. Project #3 - Priority & Performance Measurement Information (HUD-prescribed)			
Priority Need Category	Not Applicable	**Project**	Program Administration
Eligible Activity	Administration and Planning	**Outcome Category**	Not Applicable
Objective Category	Not Applicable	**Specific Objective**	Not Applicable
Citation	§570.206	**Accomplishment**	Other, Effective administration of the grant
Eligibility	Not Applicable	**Matrix Code**	21A, General Program Administration
Priority in the PY19-23 Strategic Plan	Not Applicable	**Travis County SAP #**	TBD

Alternate Project # 1: Disaster Response Interim Assistance – up to $100,000

Project Description: Since 2011, Travis County has increasingly experienced disasters either from flooding or wildfires. In an effort to facilitate a quick response, this alternate project is available to enact, should it be needed. HUD has provided specific guidance about interim assistance and disaster response activities. Below is a summary that explains when and under what conditions these types of activities qualify for CDBG funds.

Activities: The types of activities that may be considered are street repairs, sidewalks, publicly owned utilities, and public buildings (excluding parks or playgrounds); special garbage, trash or debris removal; and clearing of streets (e.g., of snow, debris, etc.). If funded, this project will use one of two National Objectives for this project. If the area qualifies as low-to-moderate income, it will use the Low to Moderate Income Area (LMA) Benefit as the national objective. If not, the project will use the urgent need national objective. The work will be completed by County employees and/or contractors and will be overseen by one of the following County Departments: Travis County Transportation and Natural Resources Department, Health and Human Services, or Emergency Services.

Figure 8. Alternate Project #1—General Project Information	
CDBG Funding	Up to $100,000
Leverage Funding	TBD – FEMA likely
Program Delivery	Contractor and/or Travis County Staff
Program Oversight	Travis County Health and Human Services, Transportation and Natural Resources, or Emergency Services
Estimated Start/ Completion Date	October 1, 2020 to September 30, 2021
Location	CDBG Service Area (wherever a disaster may occur). More detailed information will be provided, if the project is needed.

Figure 9. Alternate Project #1—Priority & Performance Measurement Information (HUD–prescribed)			
Priority Need Category	Infrastructure or Public Facility	**Project**	Disaster Response
Eligible Activity	Interim Activity	**Outcome Category**	Availability/Accessibility
Objective Category	Suitable Living Environment	**Specific Objective**	Address health and safety conditions to create a suitable living environment after a state or federally declared disaster.
Citation	§570.201(f)	**Accomplishment**	TBD
Eligibility	LMA or URG	**Matrix Code**	06
Priority in the PY19-23 Strategic Plan	High/Infrastructure Low/Public Facility	**Travis County SAP #**	TBD

Alternate Project #2: Owner-Occupied Home Rehabilitation – Up to $270,000

Project Description: This project funds minor home repair services for low- and moderate-income homeowners in the CDBG service area to move homes towards Housing Quality Standards. The program seeks to improve the energy efficiency, physical living conditions, and safety in owner-occupied homes. The project provides a grant of up to $24,999 to eligible homeowners for approved repairs. Examples of potential improvements include, but are not limited to the following: connections of houses to long-term viable sources of water (not part of a stand-alone infrastructure project); complementing weatherization services of other funding sources; septic tank installation or repairs; and electrical and plumbing repairs.

These funds are targeted toward homeowners at or below 80% MFI in the CDBG service area. This project will go through a competitive process to identify a new administrator for the PY19-23 Consolidated Planning cycle. Some of the allocation will be used for project delivery costs of the project and some of the allocation may partially fund a CDBG employee to complete environmental reviews, final inspections and sign off, and any other needed project delivery related costs.

Figure 10. Alternate Project #2 - General Project Information	
CDBG Funding	Up to $270,000
Leverage Funding	To be determined
Program Delivery	TBD – a competition for an Administrator for PY19-23 will occur
Program Oversight	Travis County Health and Human Services
Estimated Start/ Completion Date	October 1, 2020 - September 30, 2021
Location	Eligible homes in the CDBG service area

Figure 11. Alternate Project #2 - Priority & Performance Measurement Information (HUD-prescribed)			
Priority Need Category	Owner Occupied Housing	**Project**	Rehabilitation of existing units
Eligible Activity	Rehabilitation	**Outcome Category**	Availability/ Accessibility
Objective Category	Decent Housing	**Specific Objective**	Improve the quality of owner housing
Citation	§570.202	**Accomplishment**	28 households
Eligibility	LMH	**Matrix Code**	14A, Rehabilitation, Single Unit Residential and 14H Rehabilitation Project Delivery
Priority in the PY19-23 Strategic Plan	High	**Travis County SAP #**	TBD

Appendix C

Maps

Map 1

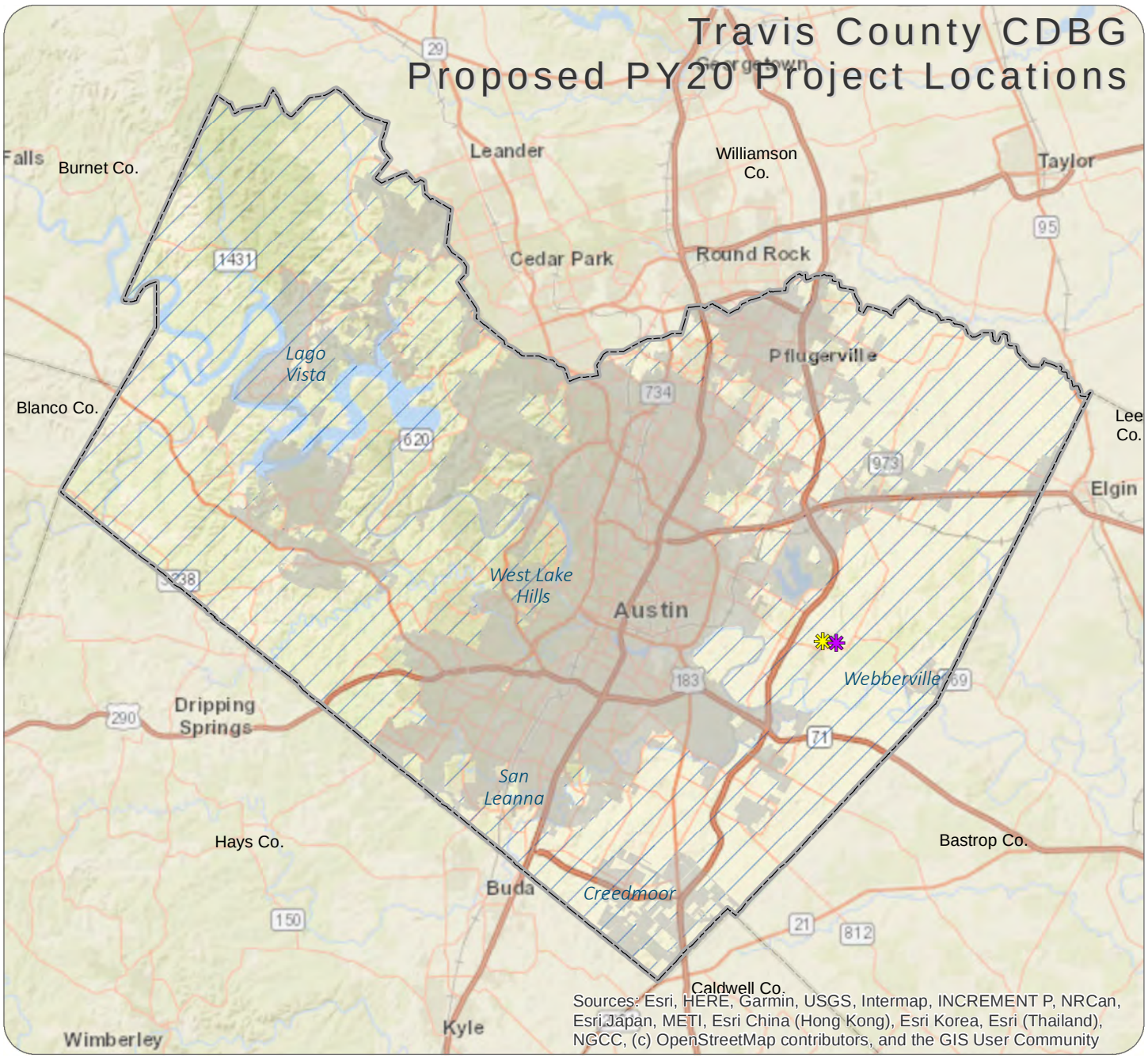

Incorporated Areas of Travis County Travis County PY20 CDBG Service Area*

**In addition to the unincorporated areas, the Travis County CDBG Service Area also includes all of (both incorporated and unincorporated) the Village of San Leanna, the Village of Webberville, and three additional cities that were added for PY20-22: Creedmoor, Lago Vista, and West Lake Hills.*

Proposed PY20 Projects

- Forest Bluff Street Improvements
- Kennedy Ridge Wastewater Improvements

Proposed Alternate PY20 Projects

Disaster Response Interim Assistance*

Owner Occupied Home Rehabilitation**

**Not mapped since not tied to a specific location.*

***Locations will vary throughout the service area.*

Map created By: Travis County HHS, CDBG Office, E.Rivera, July 2020, updated May 2021

0 2.5 5 10 Miles

Map 2

CDBG PY20 Project Locations with respect to Low-to-Moderate Income (LMI) Concentrations

Project placement on the map is approximate. Only projects with site specific locations are shown; therefore, projects that provide services anywhere within the Travis County CDBG service area are not mapped. In addition to the unincorporated areas, the Travis County PY20 CDBG Service Area also includes all of the Villages of San Leanna and Webberville, and the following cities: Creedmoor, Lago Vista, and West Lake Hills.

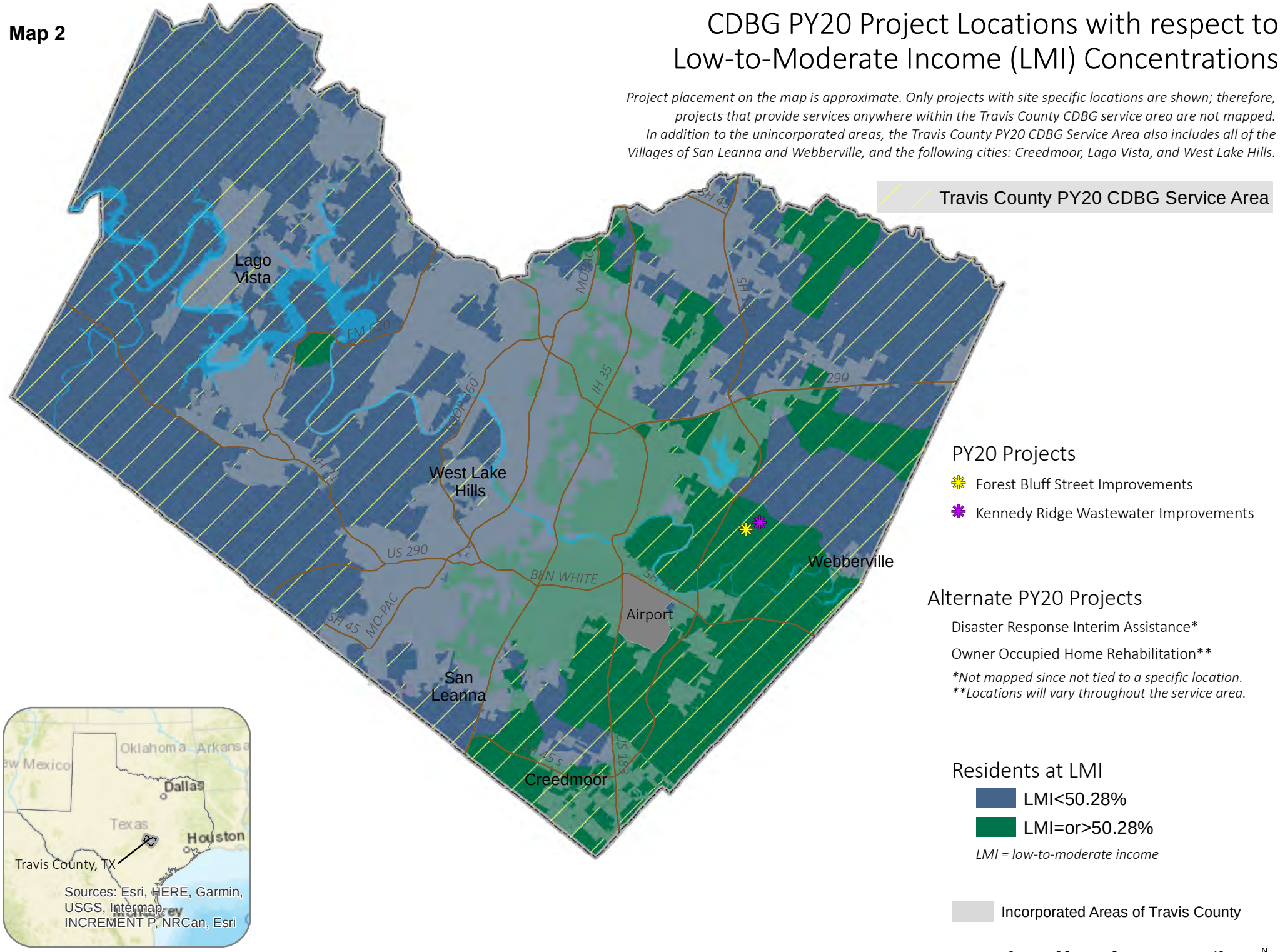

Map by: Travis County HHS, CDBG Office, E.Rivera, July 2020; updated May 2021. Source: FY20 Low/Moderate Income Summary Data (LMISD) provided by U.S. HUD (based on 2011-2015 American Community Survey (ACS) data)

Map 3

CDBG PY20 Project Locations with respect to Opportunity Areas

Project placement on the map is approximate. Only projects with site specific locations are shown; therefore, projects that provide services anywhere within the Travis County CDBG service area are not mapped. In addition to the unincorporated areas, the Travis County PY20 CDBG Service Area also includes all of the Villages of San Leanna and Webberville, and the following cities: Creedmoor, Lago Vista, and West Lake Hills.

Travis County PY20 CDBG Service Area

Lago Vista

FM 620

LOOP 360

West Lake Hills

SH 71

US 290

MO-PAC

SH 45

BEN WHITE

IH 35

MOPAC

SH 45

SH 130

US 290

Webberville

SH 71

Airport

San Leanna

SH 45 s

US 183

Creedmoor

PY20 Projects

- Forest Bluff Street Improvements
- Kennedy Ridge Wastewater Improvements

Alternate PY20 Projects

Disaster Response Interim Assistance*

Owner Occupied Home Rehabilitation**

**These proposed alternate projects are not mapped since not tied to a specific location.*

Opportunity Areas

- Very Low to Low
- Moderate to Very High

Incorporated Areas of Travis County

0 2.5 5 10 Miles

N

Map by: Travis County HHS, CDBG Office, E.Rivera, July 2020; updated May 2021. Source: Regional Composite Opportunity Index data from Kirwan Institute for the Study of Race and Ethnicity, The Ohio State University, 2012.

Map 4

CDBG PY20 Project Locations with Respect to African American Residents by Census Block Group Unincorporated Areas, Travis County, TX

Project placement on the map is approximate. Only projects with site specific locations are shown; therefore, projects that provide services anywhere within the Travis County CDBG service area are not mapped. In addition to the unincorporated areas, the Travis County PY20 CDBG Service Area also includes all of the Villages of San Leanna and Webberville, and the following cities: Creedmoor, Lago Vista, and West Lake Hills.

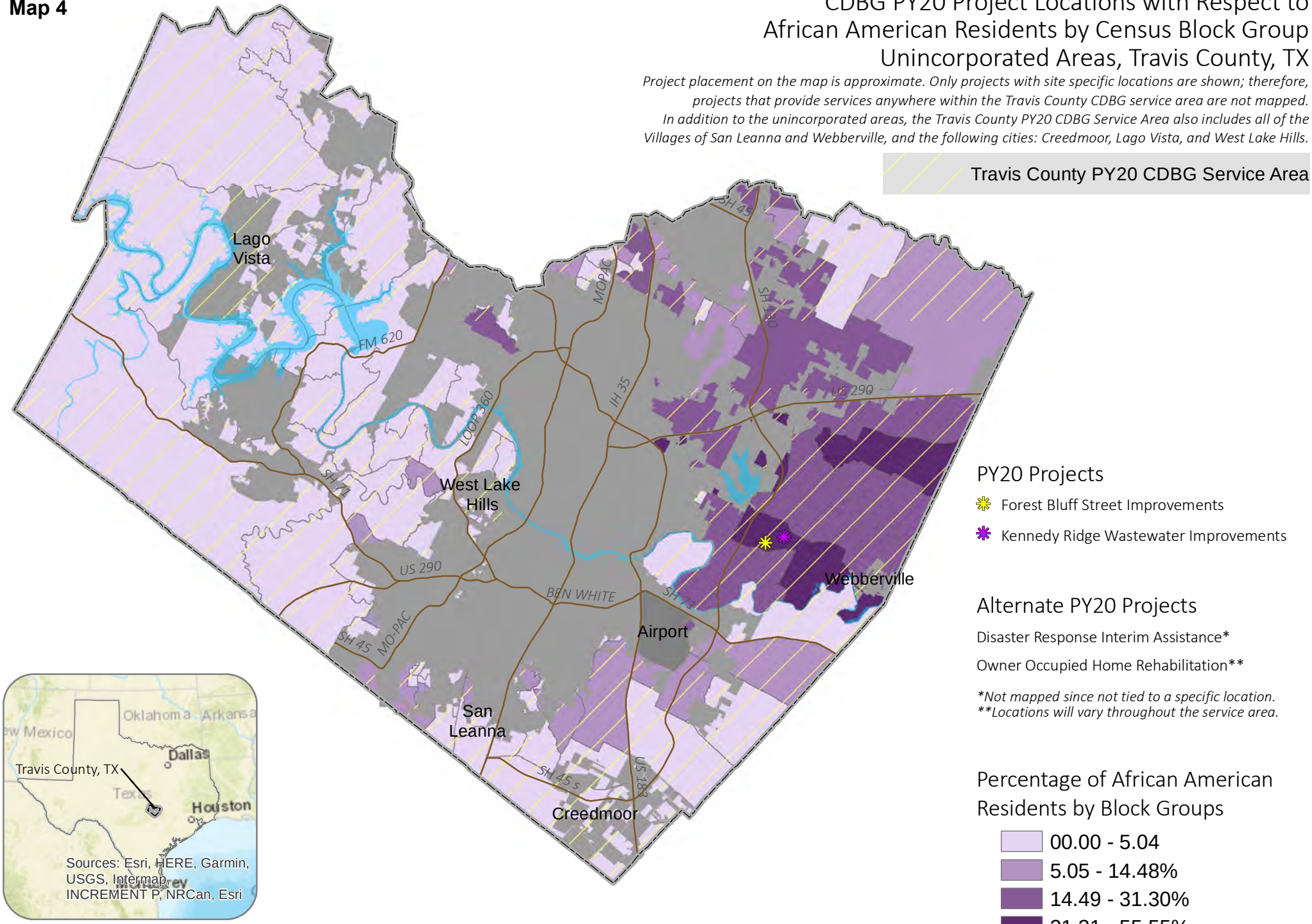

Map by: Travis County HHS, CDBG Office, E.Rivera, July 2020; revised May 2021. Data sources: Block group LMI based on FY20 Low/Moderate Income Summary Data (LMISD), provided by U.S. HUD (based on the 2011-2015 American Community Survey (ACS) data); and Race and Ethnicity data based on 2014-2018 ACS data.

Map 5

CDBG PY20 Project Locations with Respect to Asian Residents by Census Block Group Unincorporated Areas, Travis County, TX

Project placement on the map is approximate. Only projects with site specific locations are shown; therefore, projects that provide services anywhere within the Travis County CDBG service area are not mapped. In addition to the unincorporated areas, the Travis County PY20 CDBG Service Area also includes all of the Villages of San Leanna and Webberville, and the following cities: Creedmoor, Lago Vista, and West Lake Hills.

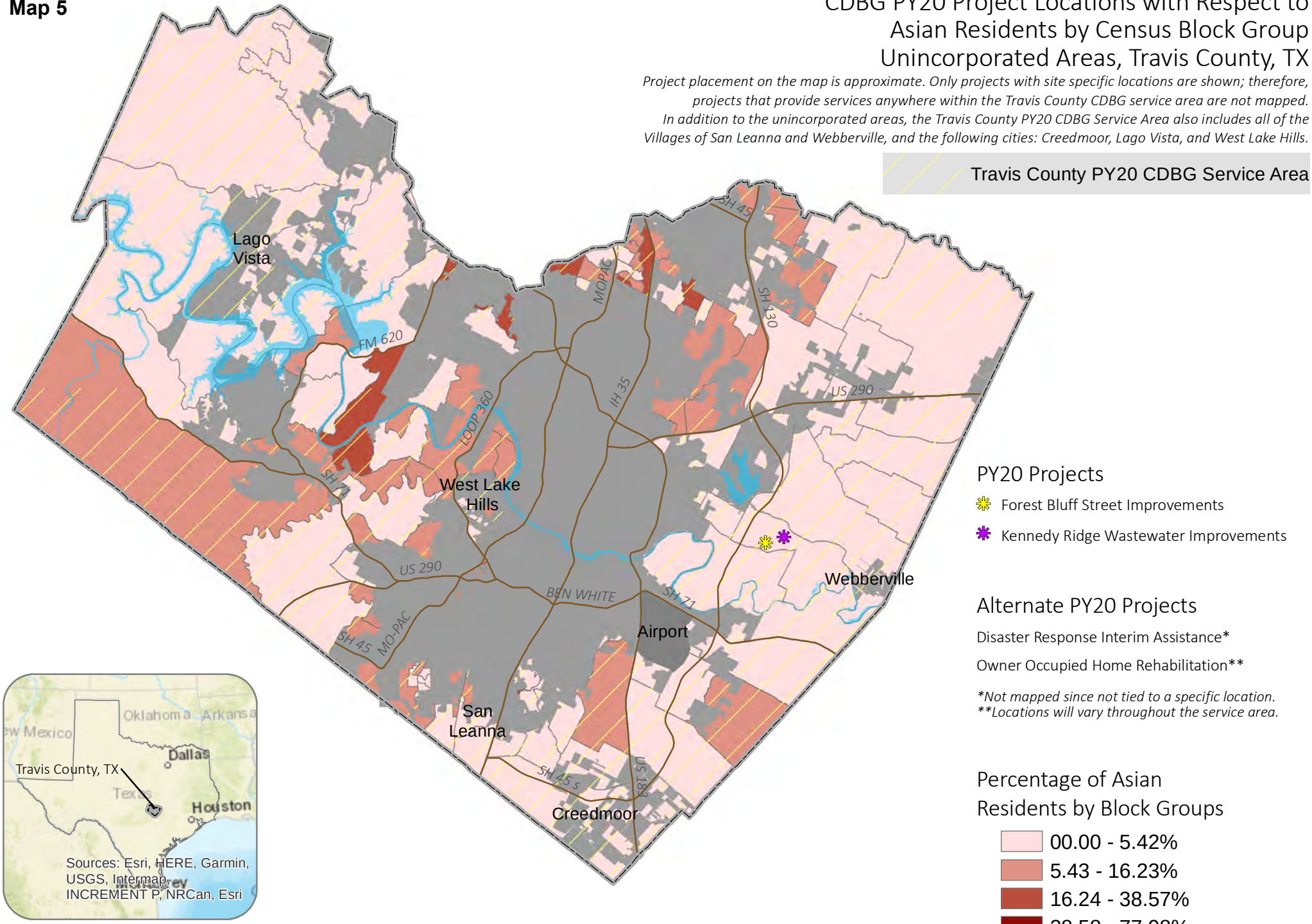

Map by: Travis County HHS, CDBG Office, E.Rivera, July 2020; revised May 2021. Data sources: Block group LMI based on FY20 Low/Moderate Income Summary Data (LMISD), provided by U.S. HUD (based on the 2011-2015 American Community Survey (ACS) data); and Race and Ethnicity data based on 2014-2018 ACS data.

Map 6

CDBG PY20 Project Locations with Respect to Hispanic Residents by Census Block Group Unincorporated Areas, Travis County, TX

Project placement on the map is approximate. Only projects with site specific locations are shown; therefore, projects that provide services anywhere within the Travis County CDBG service area are not mapped. In addition to the unincorporated areas, the Travis County PY20 CDBG Service Area also includes all of the Villages of San Leanna and Webberville, and the following cities: Creedmoor, Lago Vista, and West Lake Hills.

Travis County PY20 CDBG Service Area

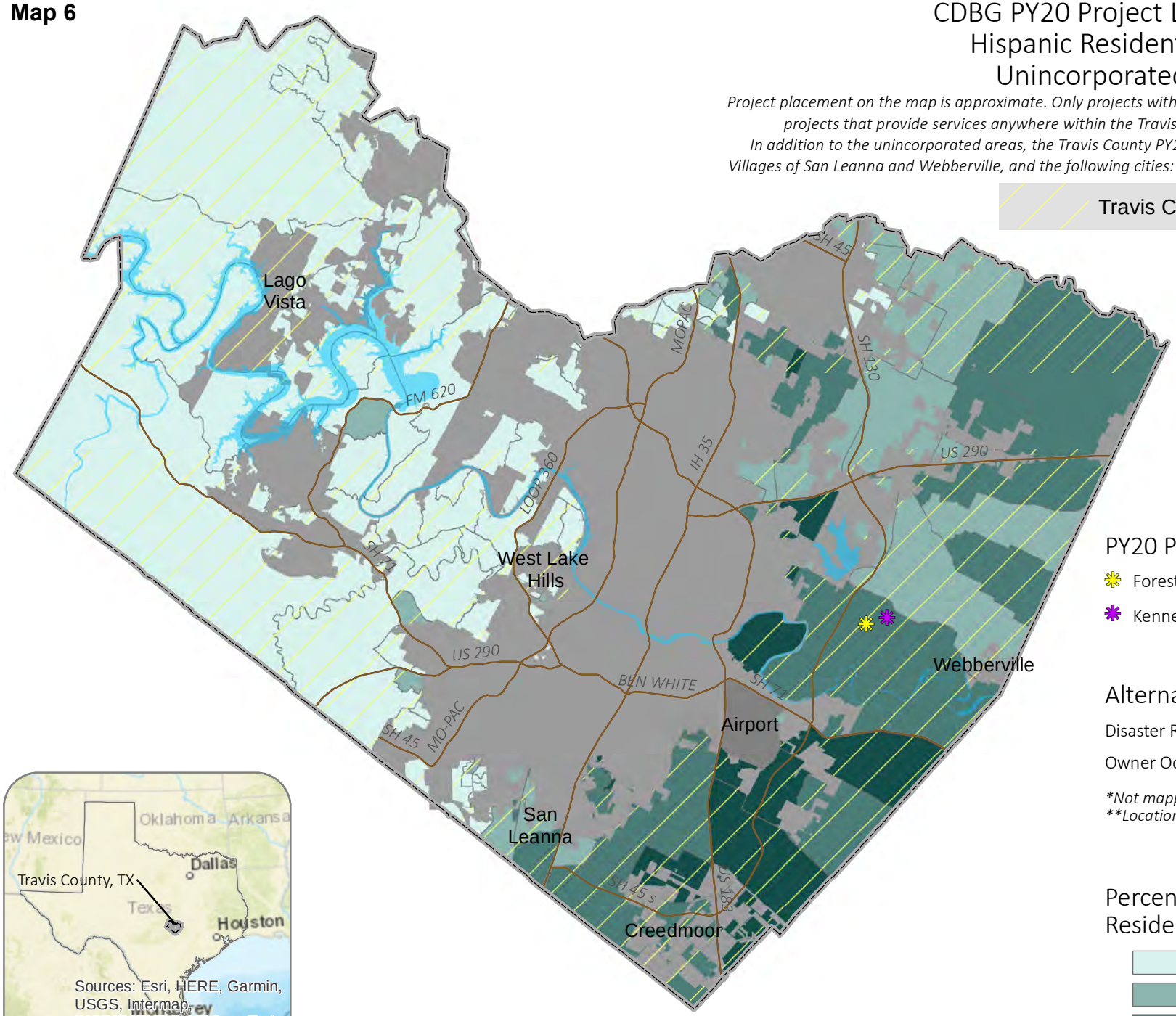

PY20 Projects

- Forest Bluff Street Improvements
- Kennedy Ridge Wastewater Improvements

Alternate PY20 Projects

Disaster Response Interim Assistance*

Owner Occupied Home Rehabilitation**

**Not mapped since not tied to a specific location.*
***Locations will vary throughout the service area.*

Percentage of Hispanic Residents by Block Groups

- 00.00 - 21.88%
- 21.89 - 43.75%
- 43.76 - 67.81%
- 67.82 - 100%

Incorporated Areas of Travis County

0 2.5 5 10 Miles

N

Map by: Travis County HHS, CDBG Office, E.Rivera, July 2020; revised May 2021. Data sources: Block group LMI based on FY20 Low/Moderate Income Summary Data (LMISD), provided by U.S. HUD (based on the 2011-2015 American Community Survey (ACS) data); and Race and Ethnicity data based on 2014-2018 ACS data.

Map 7

CDBG PY20 Project Locations with Respect to White Residents by Census Block Group Unincorporated Areas, Travis County, TX

Project placement on the map is approximate. Only projects with site specific locations are shown; therefore, projects that provide services anywhere within the Travis County CDBG service area are not mapped. In addition to the unincorporated areas, the Travis County PY20 CDBG Service Area also includes all of the Villages of San Leanna and Webberville, and the following cities: Creedmoor, Lago Vista, and West Lake Hills.

Travis County PY20 CDBG Service Area

Lago Vista

West Lake Hills

Webberville

Airport

San Leanna

Creedmoor

FM 620

LOOP 360

SH 71

US 290

MO-PAC

SH 45

BEN WHITE

IH 35

SH 130

US 183

SH 45 s

PY20 Projects

- Forest Bluff Street Improvements
- Kennedy Ridge Wastewater Improvements

Alternate PY20 Projects

Disaster Response Interim Assistance*

Owner Occupied Home Rehabilitation**

**Not mapped since not tied to a specific location.*
***Locations will vary throughout the service area.*

Percentage of White Residents by Block Groups

- 18.28 - 56.63%
- 56.64 - 72.74%
- 72.75 - 86.38%
- 86.39 - 100%

Oklahoma
Arkansas
New Mexico
Dallas
Travis County, TX
Texas
Houston
Monterrey

Sources: Esri, HERE, Garmin, USGS, Intermap, INCREMENT P, NRCan, Esri

Map by: Travis County HHS, CDBG Office, E.Rivera, July 2020; revised May 2021. Data sources: Block group LMI based on FY20 Low/Moderate Income Summary Data (LMISD), provided by U.S. HUD (based on the 2011-2015 American Community Survey (ACS) data); and Race and Ethnicity data based on 2014-2018 ACS data.

Incorporated Areas of Travis County

0 2.5 5 10 Miles

N

Map 8

CDBG PY20 Project Locations with respect to Racial/Ethnic Concentrations 10% or greater above County averages and Low-to-Moderate Income (LMI) Percentages by Census block groups, in the Travis County CDBG Service Area

Project placement on the map is approximate. Only projects with site specific locations are shown; therefore, projects that provide services anywhere within the Travis County CDBG service area are not mapped. In addition to the unincorporated areas, the Travis County PY20 CDBG Service Area also includes all of the Villages of San Leanna and Webberville, and the following cities: Creedmoor, Lago Vista, and West Lake Hills.

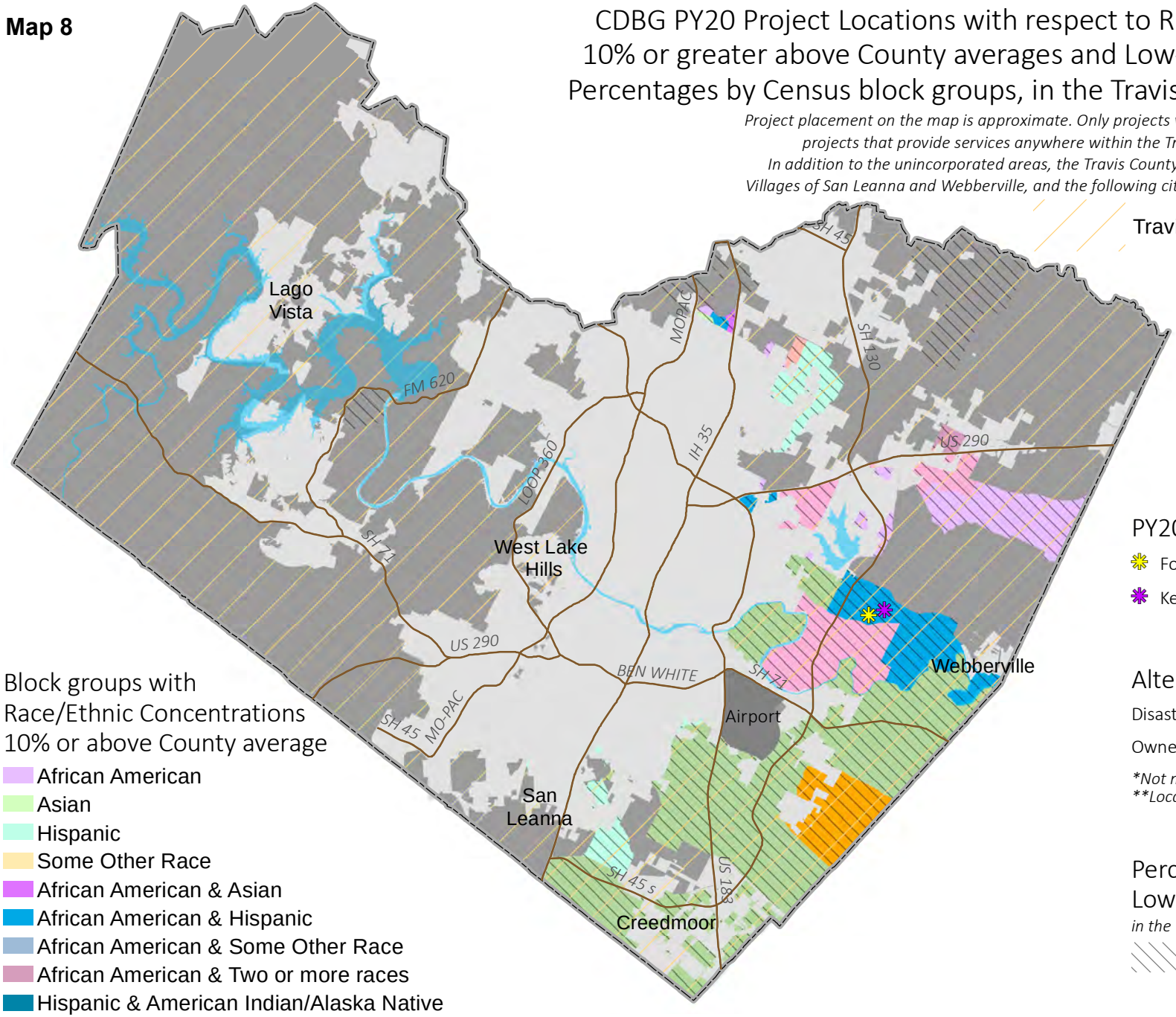

Travis County PY20 CDBG Service Area

PY20 Projects

- Forest Bluff Street Improvements
- Kennedy Ridge Wastewater Improvements

Alternate PY20 Projects

Disaster Response Interim Assistance*

Owner Occupied Home Rehabilitation**

**Not mapped since not tied to a specific location.*
***Locations will vary throughout the service area.*

Block groups with Race/Ethnic Concentrations 10% or above County average

- African American
- Asian
- Hispanic
- Some Other Race
- African American & Asian
- African American & Hispanic
- African American & Some Other Race
- African American & Two or more races
- Hispanic & American Indian/Alaska Native
- Hispanic & Some Other Race
- Hispanic & Two or More Races
- African America, Hispanic & Some Other Race
- Hispanic, Some Other Race & Two or more races
- American Indian/Alaska Native, Some Other Race & Hispanic

Percent of Residents at Low-to-Moderate Incomes (LMI)

in the Travis County CDBG Service Area

LMI=or>50.28%

Incorporated Areas of Travis County

0 2.5 5 10 Miles

N

Map by Travis County HHS, CDBG Office, E.Rivera, July 2020; revised May 2021. Data sources: Block group LMI based on FY20 Low/Moderate Income Summary Data (LMISD) provided by U.S. HUD (based on 2011-2015 American Community Survey (ACS) data); and Race & Ethnicity data based on 2014-2018 ACS data,

Map 9

CDBG PY20 Proposed Project Locations with respect to Travis County R/ECAPs

R/ECAPs = racially/ethnically-concentrated areas of poverty

Project placement on the map is approximate. Only projects with site specific locations are shown; therefore, projects that provide services anywhere within the Travis County CDBG service area are not mapped. In addition to the unincorporated areas, the Travis County PY20 CDBG Service Area also includes all of the Villages of San Leanna and Webberville, and the following cities: Creedmoor, Lago Vista, and West Lake Hills.

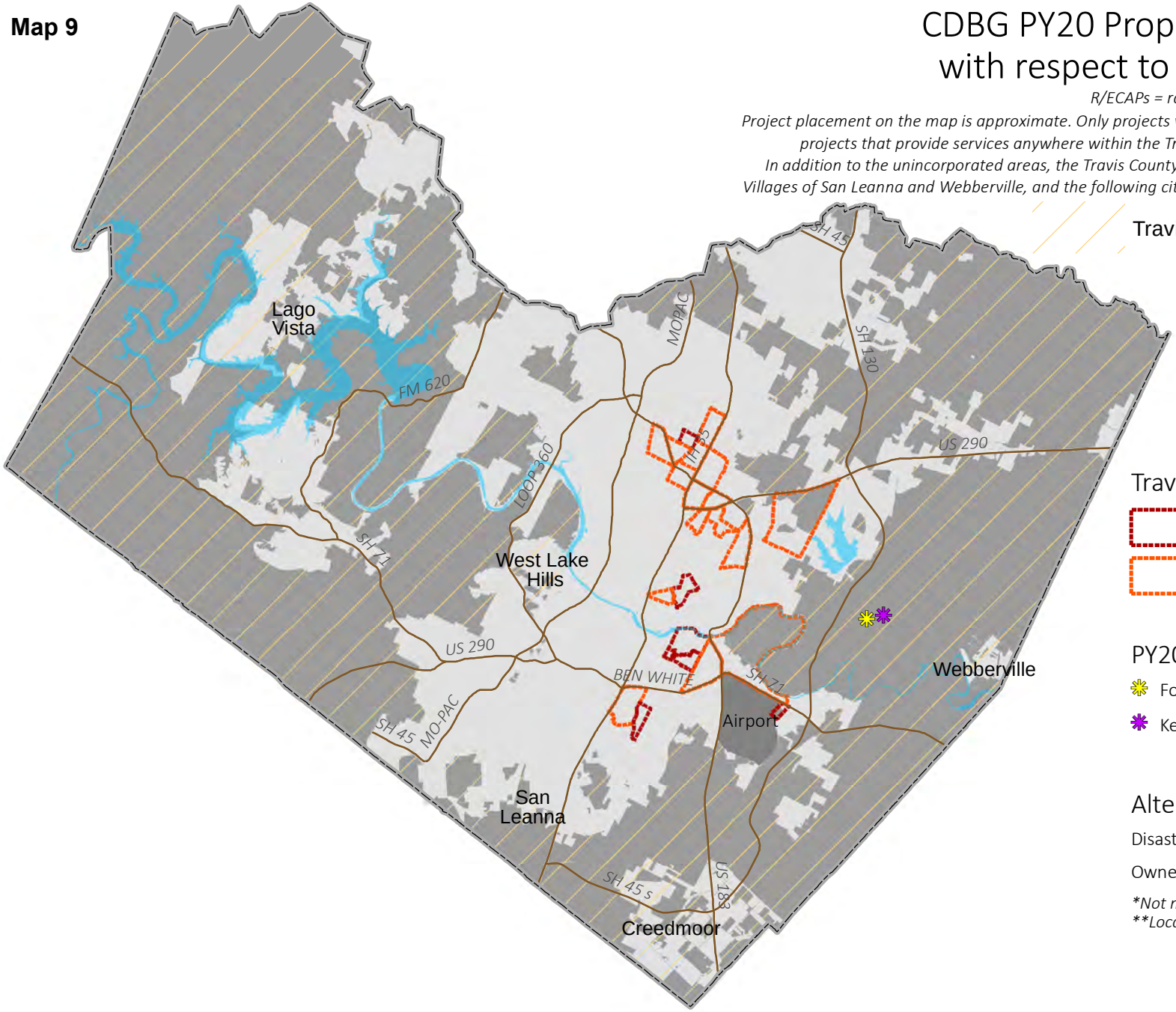

Travis County PY20 CDBG Service Area

Travis County R/ECAPs

R/ECAPs

ECAPs

PY20 Projects

Forest Bluff Street Improvements

Kennedy Ridge Wastewater Improvements

Alternate PY20 Projects

Disaster Response Interim Assistance*

Owner Occupied Home Rehabilitation**

**Not mapped since not tied to a specific location.*
***Locations will vary throughout the service area.*

Per HUD's definition, R/ECAPs are census tracts with a non-white population of 50% or more and with extreme poverty, meaning 40% or more of individuals are living at or below poverty. Because overall poverty levels are substantially lower in many parts of the country, HUD supplements this with an alternate criterion. Thus, a neighborhood can be a R/ECAP if it has a poverty rate that exceeds 40% or is three or more times the average tract poverty rate for the metropolitan/micropolitan area, whichever threshold is lower. On this map, the ECAPs, or 'edge' R/ECAPs, are census tracts which are just under the qualifying 40% poverty threshold.

Incorporated Areas of Travis County

0 2.5 5 10 Miles

N

Map by: Travis County HHS, CDBG Office, E.Rivera, July 2020; updated May 2021. Data sources: Travis County R/ECAPs and ECAPs data provided by Root Policy Research (June 2019).
Block group LMI based on FY20 Low/Moderate Income Summary Data (LMISD) provided by U.S. HUD (based on the 2011-2015 American Community Survey (ACS) data).